



---

**Physikalisch-Technische Bundesanstalt  
Braunschweig und Berlin**

---

The following article is hosted by PTB

<https://doi.org/10.7795/810.20260312>


It is provided for personal use only.

## 6<sup>th</sup> International DCC-Conference

2026-02-24 to 2026-02-26

Proceedings

DOI: <https://doi.org/10.7795/810.20260312>



6<sup>th</sup> International DCC-Conference

2026-02-24 to 2026-02-26

Proceedings

DOI: <https://doi.org/10.7795/810.20260312>

## Table of contents

Table of contents .....	1	
Chairs of the Program Committee .....	6	
Members of the International Programme Committee .....	6	
Agenda and Chairpersons .....	7	
Day 1 2026-02-24 Tuesday		
Plenary Session		
Chair: Jariya Buajarern .....	10	
Welcome message I: Jariya Buajarern, NIM Thailand.....		10
Welcome message II: Frank Härtig, PTB Germany.....		14
Welcome message III: Stephan Schlamming, NIST.....		20
Welcome message Jariya Buajarern: Bridge to the conference .....		28
P01 Brett Hyland: Interoperable conformity data exchange in a digital quality infrastructure - update from UNECE .....		29
P02 Mark Kuster: Modeling measurement data with the Measurand taxonomy...40		
Day 1 2026-02-24 Tuesday		
Parallel Session “DCC in digital QI”		
Session Chair: Brett Hyland.....	52	
001 Gennie A. Ordoña: Implementing Blockchain-Enabled Digital Certificates and a Verification Portal at DOST-ITDI: A Use Case for Enhancing Quality Infrastructure .....		52
002 Jens Schüür: A web-based revision validation system for (digital) calibration certificates ..		62
003 Muhammed-Ali Demir: An example of a DCC compatible sub schema.....		77
004 Peter Blattner: Swiss Quality Infrastructure: Digitalization of the Traceability .....		88
005 Praiya Thongluang: Measurement Capability Modeling and SI-Compliant Unit Representation for Digital Calibration Certificates .....		98
Day 1 2026-02-24 Tuesday		
Parallel Session “DCC Production I”		
Session Chair: Carlos Galván .....	104	

006	Hayati Amalia: An Initial Step Toward Digital Calibration Certificates (DCC) in SNSU BSN Indonesia: Preliminary Development of a DCC WebBased Application .....	104
007	Akhmadbek Mukhammad Aminov: Application of digital calibration certificates for acoustic calibrators .....	116
008	Inseok Yang: From PDF Certificates to DCCs for Cold Chain Applications .....	126
009	Paramita Guha: Development of a Machine-Readable Prototype Digital Calibration Certificate for a True RMS Clamp Meter .....	134
 Day 1 2026-02-24 Tuesday		
Parallel Session “Digitalization to enable DCC”		
Session Chair: Mark Kuster .....		145
010	Sarita Singh: Automation of Manual Balance for Mass Measurement Data Acquisition employing LabVIEW .....	145
011	Vitalii Malisevych: Digital representation and verification of metrological traceability chains in quality infrastructure systems .....	153
012	Mauricio Sachica: Process Automation in Metrology: A Use Case for Enhanced Accuracy and Efficiency .....	164
013	Saad Bin Qoud: Digitally Linking BIPM Service and Smart KCDB Data Acquisition to NMCC Calibration Services Platform based on Fast API .....	166
014	Alexander Knaak: Presentation of the new website “Digital Metrology” (PTB) and open exchange .....	168
 Day 2 2026-02-25 Wednesday		
Plenary Session		
Session Chair: Anjali Sharma .....		176
P03	James Fedchak: Challenges in Creating DCCs .....	176
P04	Christian Sander: Digital accreditation symbol: machine - readable, fraud - proof, and verifiable - benefits and experiences for the DCC .....	189
P05	Gisa Foyer: A challenge to test interoperability of DCCs for weights .....	200
 Day 2 2026-02-25 Wednesday		
Parallel Session “DCC Ecosystem”		
Session Chair: Martin Koval.....		211

015	Bin Wang: Research and Application of Digital Reference Material Certificate System by NIM .....	211	
016	Punith Durga Prasad Arumilli: The Digital Reference Material Document (DRMD): Transforming Static Certificates into Machine-Interpretable Quality Infrastructure .....	222	
017	David Balslev-Harder: DCX in Practice: Workflow and Generation of Digital Calibration Requests .....	228	
018	Martin Østerlund: Comparing the DCC with the DCX: Advantages, disadvantages and the tools developed .....	247	
019	David Balslev-Harder: DCX from DCR to DCC: Digital Results and Round-Robin Evaluations .....	254	
 Day 2 2026-02-25 Wednesday			
Parallel Session “DCC Tools and Development I”			
Session Chair: James Fedchak .....			290
020	Lisa Busser: Importing a DCC with the help of Globally Unique Identifiers .....	290	
021	Moritz Jordan: Semantics of Digital Calibration Certificates: The DCCS and SIS Ontologies .....	300	
022	Jaime Gonzalez-Gomez: dccQuantities: A Python library for the Automated Evaluation and Uncertainty Propagation of Digital Calibration Certificates.....	309	
023	Jan Loewe: dcclib - A Python Library for Automated DCC Processing .....	319	
 Day 2 2026-02-25 Wednesday			
Parallel Session “DCC Management”			
Session Chair: Shanna Schönhals.....			333
024	Srijith Bangaru Thirumalairaj: A Framework for a Hybrid Digital Calibration Certificate Architecture at CSIR-NPL India .....	333	
025	Louis Wyss: A Robust Data Pipeline for Raw Measurement Processing and Uncertainty Propagation using METAS UncLib.....	343	
026	Gean Marcos Geronymo: An End-to-End Framework for Electrical Metrology Digitalization: API-based DCC Integration, XSLT Visualization, and Workflow Automation .....	352	
 Day 3 2026-02-26 Thursday			
Plenary Session			
Session Chair: Hector Laiz .....			362

P06	Sami Koskinen: Live demonstration: how DCC is created by the vendor and utilized by the end user.....	362
P07	Anjali Sharma: Assessing Feasibility of KCDB API-Driven Service Classification for NMI Service Catalogues: A Use Case from NPL India for Digital Calibration Requests.....	363
P08	Daniel Hutzschenreuter: Units of measurement at its best.....	384
Day 3 2026-02-26 Thursday		
Parallel Session: “DCC Tool and Development II”		
	Session Chair: Hugo Gasca Aragon .....	396
028	Muhammed-Ali Demir: Current developments for the next DCC schema version .....	396
029	Jendrik Wenke: dccviewer-js: A solution to view and explore measurement data from DCCs .....	404
030	Daniel Hutzschenreuter: Application of DCCs in the Digital Metrological Expert software tool for interlaboratory comparison data analysis.....	415
031	Vashti Galpin: Digital calibration certificates for X-ray Photoelectron Spectroscopy .....	422
Day 3 2026-02-26 Thursday		
Parallel Session “DCC Use Case”		
	Session Chair: David Balslev-Harder.....	436
032	Wiebke Heeren: DCC to Industry - Processes in a Practical Use-Case .....	436
033	Donny Taipe: Dynamic characterization of comparators for weight calibration through DCC integration .....	451
034	Ciro Alberto Sánchez: From Good Practice to Standardization: Advancing Digital Calibration Certificates at the Instituto Nacional de Metrología de Colombia (INM).....	461
035	Aldo Adrián García González: Digitization of laboratories for the automation of measurement processes by implementing DCC.....	470
Day 3 2026-02-26 Thursday		
Parallel Session “DCC Production II”		
	Session Chair: Thomas Krah .....	478

036	Julian Haller: Expert Report DKD-E 7-3 on how to use the DCC schema for weighing instruments - content and first months of experience.....	478
037	Michael Melzer: Recommendations for DCCs for the ISO 376 calibration of uniaxial force measuring devices .....	487
038	Erkan Danaci: From Fragmented Practices to Harmonized and Interoperable Models: Designing Common Templates for Measurement Results in Digital Calibration Certificates .....	499
039	Serhii Kursin: Peculiarities of Data Representation in Digital Calibration Certificates for Measuring Antennas .....	509
	Closing Session:.....	516
	Summary of the 2026 conference and outlook for the 2027 DCC conference ....	516
	Statistical information: .....	519

## Chairs of the Program Committee

- Carlos Galván, Centro Nacional de Metrología CENAM, Mexico
- Shanna Schönhals, PTB - Physikalisch-Technische Bundesanstalt; Germany (Vice-Chair)

## Members of the International Programme Committee

The preparation of the scientific programme and review of submitted abstracts was carried out by the International Programme Committee (IPC). The IPC combines a broad knowledge and commitment in digitalisation to ensure a high-quality event. Members of the IPC are:

- David Balslev-Harder, Team Leader at Dansk Fundamental Metrologi (DFM), Denmark
- Jariya Buajarern, Head of Digital Centre and Materials Metrology, Quality System and International Cooperation Office, NIMT, Thailand
- Carlos Galván, Dirección Metrología Dimensional, CENAM, Mexico
- Hugo Gasca Aragon, Co-Chair of IMEKO TC6 Digitalization
- Blair Hall, Senior Metrologist at Measurement Standards Laboratory of New Zealand (MSL)
- James Fedchak, Associate Director for Measurement Services, Physical Measurement Laboratory (NIST)
- Brett Hyland, Project lead at UN/CEFACT and NATA Australia
- Martin Koval, Chair of the FORUM-MD ad hoc Task Group on Harmonizing DCC and DRMC, Czech Metrology Institute (CMI), Czech Republic
- Thomas Krah, CEO of German Calibration Service DKD, Germany
- Mark Kuster, Chair of "Metrology Practices" and "MII & Automation Committees" at NCSLI
- Hector Laiz, Director of Metrology and Quality, INTI, Argentina
- Kim Nguyen, Assessor of the Board of D-Trust GmbH, Germany
- Anjali Sharma, Senior Principal Scientist and Head, NPLI, India
- Shanna Schönhals, Group Lead and Head of DCC Development Team at PTB, Germany
- Alexis Valqui, Digitalisation Consultant

[Back to Table of Contents above](#)

## Agenda and Chairpersons

### 2026-02-24 (Day 1 Tuesday)

UTC	2026-02-24 Tuesday		
12:00	Welcome and Key Notes		
12:15	Session Chair: Jariya Buajarem		
12:30	#P01 Brett Hyland - Interoperable data exchange within digital quality infrastructure - an update on efforts underway at UNECE		
12:45			
13:00	#P02 Mark Kuster - Modeling measurement data with the MII measurand taxonomy		
13:15			
13:30	Break		
13:45			
Parallel Sessions	DCC in digital QI Session Chair: Brett Hyland	DCC Production I Session Chair: Carlos Galván	Digitalization to enable DCC Session Chair: Mark Kuster
14:00	#001 A. G. Ordoña <i>Implementing Blockchain-Enabled Digital Certificates and a Verification Portal at DOST-ITDI: A Use Case for Enhancing Quality Infrastructure</i>	#006 Hayati Amalia <i>An Initial Step Toward Digital Calibration Certificates (DCC) in SNSU BSN Indonesia: Preliminary Development of a DCC WebBased Application</i>	#010 S. Singh <i>Automation of Manual Balance for Mass Measurement Data Acquisition employing LabVIEW</i>
14:20	#002 J. Schüür <i>A web based revision validation system for (digital) calibration certificates</i>	#007 A. Mukhammad Aminov <i>Application of digital calibration certificates for acoustic calibrators</i>	#011 V. Malisevych <i>Digital representation and verification of metrological traceability chains in quality infrastructure systems</i>
14:40	#003 M.-A. Demir <i>An example of a DCC compatible sub schema</i>	#008 I. Yang <i>From PDF Certificates to DCCs for Cold Chain Applications</i>	#012 M. Sachica <i>Process Automation in Metrology: A Use Case for Enhanced Accuracy and Efficiency</i>
15:00	#004 P. Blattner <i>Swiss Quality Infrastructure: Digitalization of the Traceability</i>	#009 Paramita Guha <i>Development of a Machine-Readable Prototype Digital Calibration Certificate for a True RMS Clamp Meter</i>	#013 Saad Bin Qoud <i>Digitally Linking BIPM Service and Smart KCDB Data Acquisition to NMCC Calibration Services Platform based on Fast API</i>
15:20	#005 P. Thongluang <i>Measurement Capability Modeling and SI-Compliant Unit Representation for Digital Calibration Certificates</i>	Discussion and Q&A	#014 Alex Knaak <i>Presentation of the new website "Digital Metrology" (PTB) and open exchange</i>

[Back to Table of Contents above](#)

## 2026-02-25 (Day 2 Wednesday)

UTC	2026-02-25 Wednesday Session Chair: Anjali Sharma		
12:00	#P03 J. Fedchak - Challenges in Creating DCCs		
12:15			
12:30	#P04 C. Sander - Digital accreditation symbol: machine-readable, fraud-proof, and verifiable – benefits and experiences for the DCC		
12:45			
13:00	#P05 G. Foyer - A challenge to test interoperability of DCCs for weights		
13:15			
13:30	Break		
13:45			
Parallel Sessions	DCC Ecosystem Session Chair: Martin Koval	DCC Tools and Development I Session Chair: James Fedchak	DCC Management Session Chair: Shanna Schönhals
14:00	#015 Bin. Wang <i>Research and Application of Digital Reference Material Certificate System by NIM</i>	#020 L. Busser <i>Importing a DCC with the help of Globally Unique Identifiers</i>	#024 S. Thirumalairaj <i>A Framework for a Hybrid Digital Calibration Certificate Architecture at CSIR-NPL India</i>
14:20	#016 Punith Durga Prasad Arumilli <i>The Digital Reference Material Document (DRMD): Transforming Static Certificates into Machine-Interpretable Quality Infrastructure</i>	#021 M. Jordan <i>Semantics of Digital Calibration Certificates: The DCCS and SIS Ontologies</i>	#025 L. Wyss <i>A Robust Data Pipeline for Raw Measurement Processing and Uncertainty Propagation using METAS UncLib</i>
14:40	#017 D. Balslev-Harder <i>DCX in Practice: Workflow and Generation of Digital Calibration Requests</i>	#022 J. Gonzalez-Gomez <i>dccQuantities: A Python library for the Automated Evaluation and Uncertainty Propagation of Digital Calibration Certificates</i>	#026 G. Geronymo <i>An End-to-End Framework for Electrical Metrology Digitalization: API-based DCC Integration, XSLT Visualization, and Workflow Automation</i>
15:00	#018 Martin Østerlund <i>Comparing the DCC with the DCX: Advantages, disadvantages and the tools developed</i>	#023 J. Loewe <i>dcclib – A Python Library for Automated DCC Processing</i>	
15:20	#019 D. Balslev-Harder <i>DCX from DCR to DCC: Digital Results and Round-Robin Evaluations</i>	<i>Discussion and Q&amp;A</i>	<i>Discussion and Q&amp;A</i>

[Back to Table of Contents above](#)

## 2026-02-26 (Day 3 Thursday)

UTC	2026-02-26 Thursday Session Chair: Hector Laiz		
12:00	#P06 Sami Koskinen - Live demonstration how DCC is created by the vendor and utilized by the end use		
12:15			
12:30	#P07 A. Sharma - Assessing Feasibility of KCDB API-Driven Service Classification for NMI Service Catalogues: A Use Case from NPL India for Digital Calibration Requests		
12:45			
13:00	#P08 D. Hutzschenreuter - Units of measurement at its best		
13:15			
13:30	Break		
13:45			
Parallel Sessions	DCC Tool and Development II Session Chair: Hugo Gasca Aragon	DCC Use Case Session Chair: David Balslev-Harder	DCC Production II Session Chair: Thomas Krahl
14:00	#028 M.-A. Demir <i>Current developments for the next DCC schema version</i>	#032 W. Heeren <i>DCC to Industry - Processes in a Practical Use-Case</i>	#036 J. Haller <i>Expert Report DKD-E 7-3 on how to use the DCC schema for weighing instruments - content and first months of experience</i>
14:20	#029 J. Wenke <i>dccviewer-js: A solution to view and explore measurement data from DCCs</i>	#033 D. Taïpe <i>Dynamic characterization of comparators for weight calibration through DCC integration</i>	#037 M. Melzer <i>Recommendations for DCCs for the ISO 376 calibration of uniaxial force measuring devices</i>
14:40	#030 D. Hutzschenreuter <i>Application of DCCs in the Digital Metrological Expert software tool for interlaboratory comparison data analysis</i>	#034 C. Sánchez <i>From Good Practice to Standardization: Advancing Digital Calibration Certificates at the Instituto Nacional de Metrología de Colombia (INM)</i>	#038 E. Danaci <i>From Fragmented Practices to Harmonized and Interoperable Models: Designing Common Templates for Measurement Results in Digital Calibration Certificates</i>
15:00	#031 Vashti Galpin <i>Digital calibration certificates for X-ray Photoelectron Spectroscopy</i>	#035 A.A. García González <i>Digitization of laboratories for the automation of measurement processes by implementing DCC</i>	#039 S. Kursin <i>Peculiarities of Data Representation in Digital Calibration Certificates for Measuring Antennas</i>
15:20	Closing Session		

Day 1 2026-02-24 Tuesday  
Plenary Session  
Chair: Jariya Buajarern

Welcome message I: Jariya Buajarern, NIM Thailand

# **6<sup>TH</sup> INTERNATIONAL DCC CONFERENCE**

**FROM GOOD PRACTICE TO STANDARDIZATION: DCC FOR A RELIABLE FUTURE**

**Jariya Buajarern**  
**Chair of the International Programme Committee**

## **15 Members of the International Programme Committee (IPC)**

**David Balslev-Harder**, Team Leader at Dansk Fundamental Metrologi (DFM), Denmark

**Jariya Buajarern**, Head of Digital Center and Materials Metrology, Quality System and International Cooperation Office, NIMT, Thailand

**Carlos Galván**, Dirección Metrología Dimensional, CENAM, Mexico

**Hugo Gasca Aragon**, Co-Chair of IMEKO TC6 Digitalization

**Blair Hall**, Distinguished Scientist at Measurement Standards Laboratory of New Zealand (MSL)

**James Fedchak**, Associate Director for Measurement Services, Physical Measurement Laboratory (NIST)

**Brett Hyland**, Project lead at UN/CEFACT and NATA Australia

**Martin Koval**, Chair of the FORUM-MD *ad hoc* Task Group on Harmonizing DCC and DRMC, Czech Metrology Institute (CMI), Czech Republic

**Thomas Krah**, CEO of German Calibration Service DKD, Germany

**Mark Kuster**, Chair of "Metrology Practices" and "MII & Automation Committees" at NCSLI, USA

**Hector Laiz**, Director of Metrology and Quality, INTI, Argentina

**Kim Nguyen**, Assessor of the Board of D-Trust GmbH, Germany

**Anjali Sharma**, Senior Principal Scientist and Head, NPLI, India

**Shanna Schönhals**, Group Lead and Head of DCC Development Team at PTB, Germany

**Alexis Valqui**, Digital Transformation Consultant, Peru

## Chair and Co-Chair of the International Programme Committee (IPC)

- Chair: Jariya Buajarn, NIMT
- Co-Chair: Shanna Schönhals, PTB

**6<sup>th</sup> INTERNATIONAL DCC CONFERENCE**  
FROM GOOD PRACTICE TO STANDARDIZATION: DCC FOR A RELIABLE FUTURE

## What Awaits You at the Conference ?



47 presentations



> 600 registered participants



3 panel sessions  
9 parallel sessions



82 countries



4 open exchange sessions

**6<sup>th</sup> INTERNATIONAL DCC CONFERENCE**  
FROM GOOD PRACTICE TO STANDARDIZATION: DCC FOR A RELIABLE FUTURE

## Key Notes



Frank Härtig, Vice President of PTB



Stephan Schlamminger, Physicist, NIST

**6<sup>th</sup> INTERNATIONAL DCC CONFERENCE**  
FROM GOOD PRACTICE TO STANDARDIZATION: DCC FOR A RELIABLE FUTURE

## Conference Chairs

Session	Chairs
DAY 1	
Plenary Session	Jariya Buajarern
DCC in digital QII	Brett Hyland
DCC Production I	Carlos Galván
Digitalization to enable DCC	Mark Kuster
DAY 2	
Plenary Session	Anjali Sharma
DCC Ecosystem	Martin Koval
DCC Tools and Development I	James Fedchak
DCC Management	Shanna Schönhals
DAY 3	
Plenary Session	Hector Laiz
Schema & Semantics	Hugo Gasca Aragon
Key Aspects of DCC II	David Balslev-Harder
DCR & DRMC	Thomas Krah

**6<sup>th</sup> INTERNATIONAL DCC CONFERENCE**  
FROM GOOD PRACTICE TO STANDARDIZATION: DCC FOR A RELIABLE FUTURE

## Conference Team

Oksana Baer  
Franziska Decker  
Lutz Doering  
Muhammed-Ali Demir  
Wiebke Heeren  
Justin Jagieniak  
Moritz Jordan  
Jan Loewe



In case of technical questions or issues please contact  
the team at [dcc-conference-2026@ptb.de](mailto:dcc-conference-2026@ptb.de)

---

**6<sup>th</sup> INTERNATIONAL DCC CONFERENCE**  
FROM GOOD PRACTICE TO STANDARDIZATION: DCC FOR A RELIABLE FUTURE

[Back to Table of Contents above](#)

## Welcome message II: Frank Härtig, PTB Germany

### Welcome to the 6<sup>th</sup> DCC Conference 2026

From Good Practice to Standardization: DCC for a  
Reliable Future

Frank Härtig

Physikalisch-Technische Bundesanstalt (PTB)  
National Metrology Institute of Germany

Tuesday, 24 February 2026



### FORUM-MD: Members

#### Chair

**Prof. Dr C. Denz**  
President  
Physikalisch-Technische Bundesanstalt  
Germany



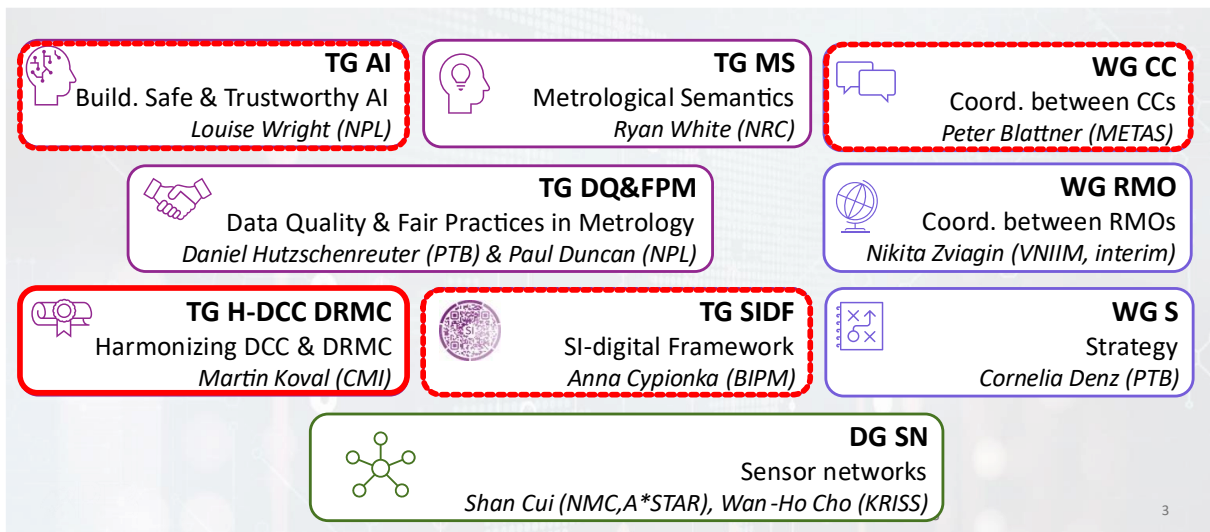
#### Vice-Chair

**Dr H. Laiz**  
Instituto Nacional de Tecnología Industrial  
Argentina

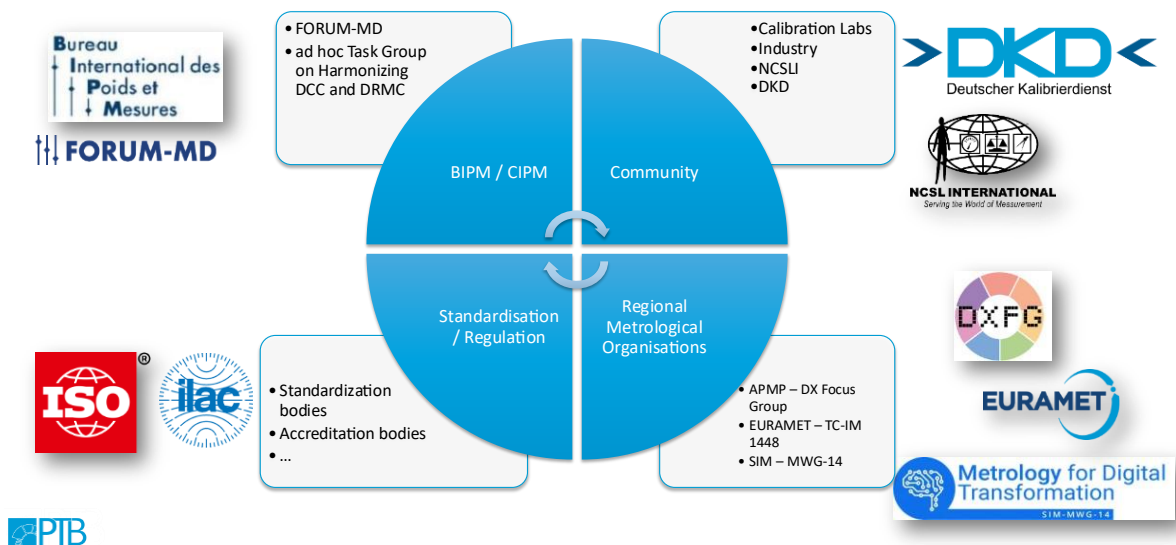
**Ms G. Macdonald**  
Director General, NRC Metrology  
National Research Council of Canada  
Canada



## Updates | TG/WG Structure



## International harmonization for full interoperability



# Machine Actionable ISO 170xx Series for Metrology



**DCC:** Calibration  
**DTR:** Test Certificate  
**DVC:** Verification Certificate

**DCRM:** Certificate for Reference Materials  
**DCoC:** Certificate for Conformity Assessment

Expert report DKD-E 0-2  
Common requirements for machine-readable certificates in the ISO 17000 series  
Edition 08/2024 <https://doi.org/10.7795/550.20240812>



5

## Important Documents

- **(DCC)**  
Pre-normative Documents
  - Expert Reports from German Calibration Service (DKD)
- **(D-CoC)**  
European coordination group of notified bodies in legal metrology



European coordination group of Notified Bodies in Legal Metrology



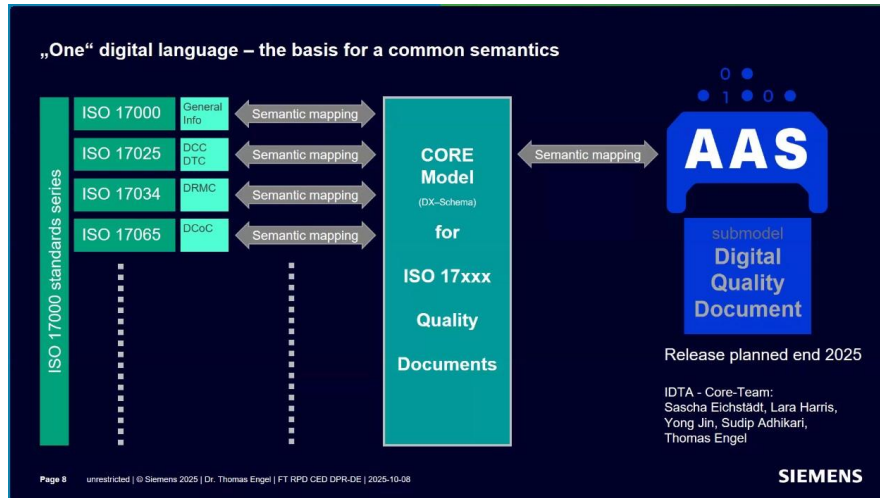
<https://www.ptb.de/cms/en/metrological-services/dkd.html>



<https://www.ptb.de/cms/ptb/fachabteilungen/abt9/forschungs-nachrichten-der-abteilung-9/nachrichten-2024.html>

## DCC in industry standards

- Asset Administration Shell and Industrial Digital Twin Association



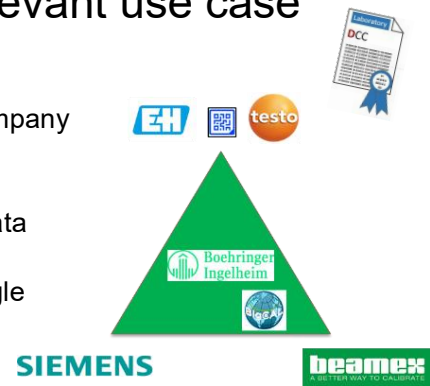
IDTA

Courtesy T. Engel, QI  
Digital Forum 2025

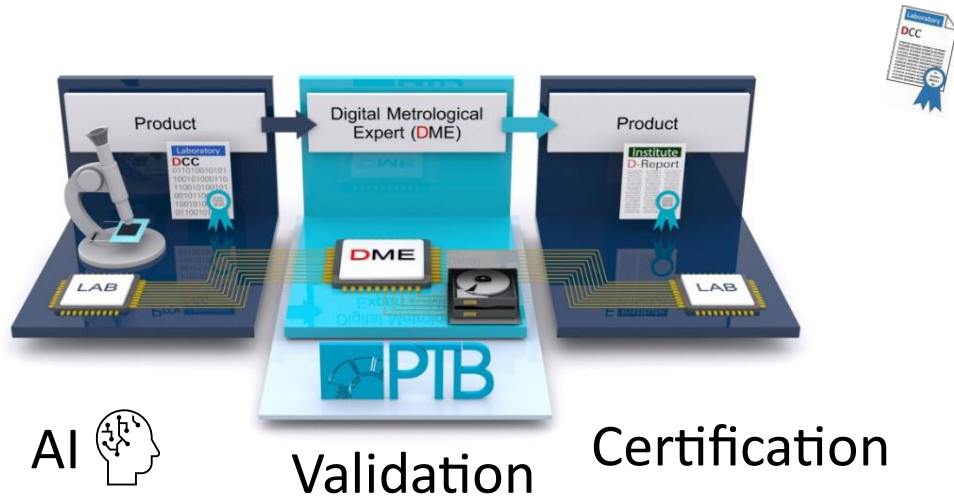


## DCC in numbers for a simple but relevant use case

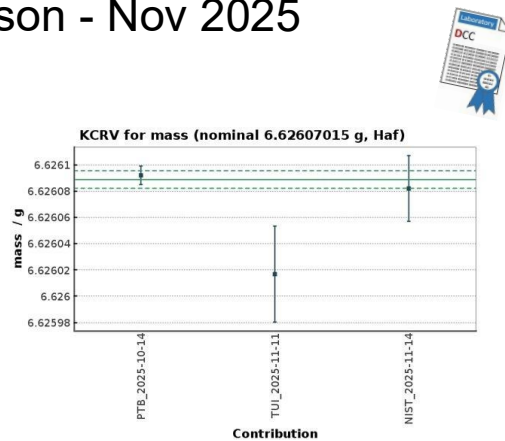
- Use Case:
  - Boehringer-Ingelheim as largest German pharma company started **DCC Production Mode** project in mid 2024
  - 150 000 calibrations per year globally
  - 45 min time saving per calibration (only admin and data transfer!)
  - 2 – 3 Mio Euro potential savings per year for one single company!!!
- Further use cases:
  - Use of data history
  - Extension of calibration intervalls from 1 to 2 years
  - 50% cost reduction...



## DCC Validating AI evaluation units – virus load detection



## The Kibble Balance Comparison - Nov 2025



Stephan Schlamminger, NIST presentation at BIPM, Nov 21, 2025.

[https://www.linkedin.com/posts/stephan-schlamminger-40755498\\_exciting-day-today-at-the-bipm-for-my-colleagues-ugcPost-7396914510512476160-go1j?utm\\_source=share&utm\\_medium=member\\_android&rcm=ACoAAAE8pasBLEABcOS2k2HnGZvQVNRuk4i\\_koM](https://www.linkedin.com/posts/stephan-schlamminger-40755498_exciting-day-today-at-the-bipm-for-my-colleagues-ugcPost-7396914510512476160-go1j?utm_source=share&utm_medium=member_android&rcm=ACoAAAE8pasBLEABcOS2k2HnGZvQVNRuk4i_koM)





[Back to Table of Contents above](#)


## Welcome message III: Stephan Schlamminger, NIST

# Confessions of a Measurement Scientist:

## The Digital Tool I Didn't Know I Needed

Stephan Schlamminger  
NIST







PTB

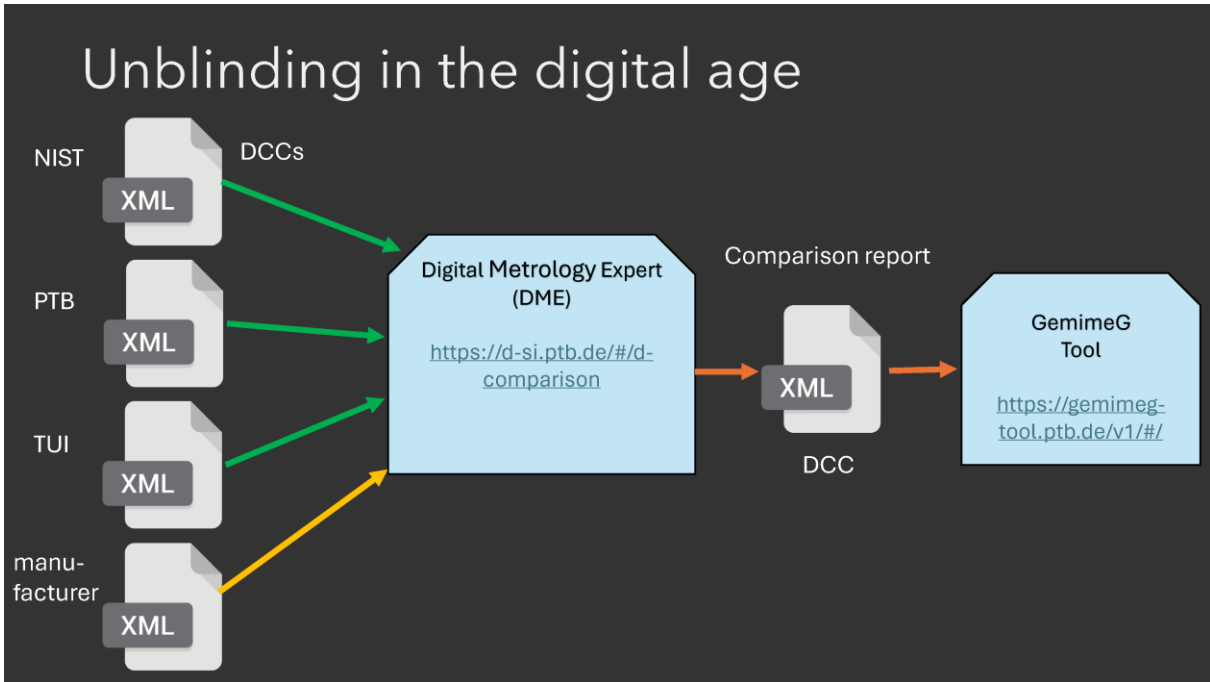
TU Ilmenau

NIST

manuscript under preparation



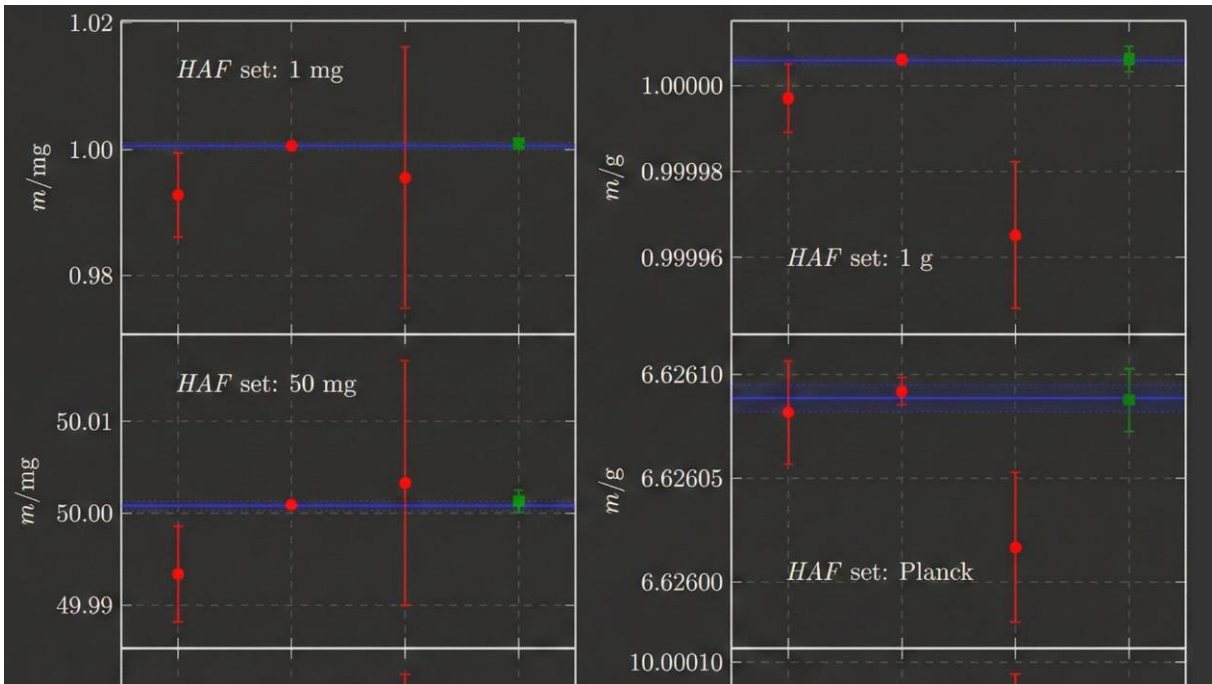





## Unblinding in the digital age

**Table 5. Links to the DCCs.**

Laboratory	DCC
<b>HF mass set</b>	
TUIL	<a href="https://d-si.ptb.de/api/d-dcc/dcc/5611c6a6-e532-4248-9195-bed956042366">https://d-si.ptb.de/api/d-dcc/dcc/5611c6a6-e532-4248-9195-bed956042366</a>
NIST	<a href="https://d-si.ptb.de/api/d-dcc/dcc/202d370d-10c5-4f06-b25e-ffe324ac033e">https://d-si.ptb.de/api/d-dcc/dcc/202d370d-10c5-4f06-b25e-ffe324ac033e</a>
PTB	<a href="https://d-si.ptb.de/api/d-dcc/dcc/50bf5db3-dccf-4d6a-b53d-33f76464f5af">https://d-si.ptb.de/api/d-dcc/dcc/50bf5db3-dccf-4d6a-b53d-33f76464f5af</a>
HF	<a href="https://d-si.ptb.de/api/d-dcc/dcc/773553c3-20a2-42ba-8b74-bf145489491c">https://d-si.ptb.de/api/d-dcc/dcc/773553c3-20a2-42ba-8b74-bf145489491c</a>
<b>RL mass set</b>	
TUIL	<a href="https://d-si.ptb.de/api/d-dcc/dcc/58e3beec-92cc-44fe-84b4-be00fb50f604">https://d-si.ptb.de/api/d-dcc/dcc/58e3beec-92cc-44fe-84b4-be00fb50f604</a>
NIST	<a href="https://d-si.ptb.de/api/d-dcc/dcc/d25897ed-f902-42a0-9864-262c6e43cdc3">https://d-si.ptb.de/api/d-dcc/dcc/d25897ed-f902-42a0-9864-262c6e43cdc3</a>
PTB	<a href="https://d-si.ptb.de/api/d-dcc/dcc/3a7cdc84-a065-4d9a-822a-b080f420f8fc">https://d-si.ptb.de/api/d-dcc/dcc/3a7cdc84-a065-4d9a-822a-b080f420f8fc</a>
RL	<a href="https://d-si.ptb.de/api/d-dcc/dcc/5437668c-5d8d-4ceb-be56-f69744b398b0">https://d-si.ptb.de/api/d-dcc/dcc/5437668c-5d8d-4ceb-be56-f69744b398b0</a>







[Back to Table of Contents above](#)

## Welcome message Jariya Buajarern: Bridge to the conference

Jariya Buajarern introduces the start of the conference with a few words.

[Back to Table of Contents above](#)

## P01 Brett Hyland: Interoperable conformity data exchange in a digital quality infrastructure - update from UNECE

Presenting author: Brett Hyland, Project Lead at UN/CEFACT, NATA Australia

E-mail address: [Brett.hyland@nata.com.au](mailto:Brett.hyland@nata.com.au)

Additional authors: Nil

Keywords: Certificates, Interoperability, Calibration, W3C, UNTP

### Abstract

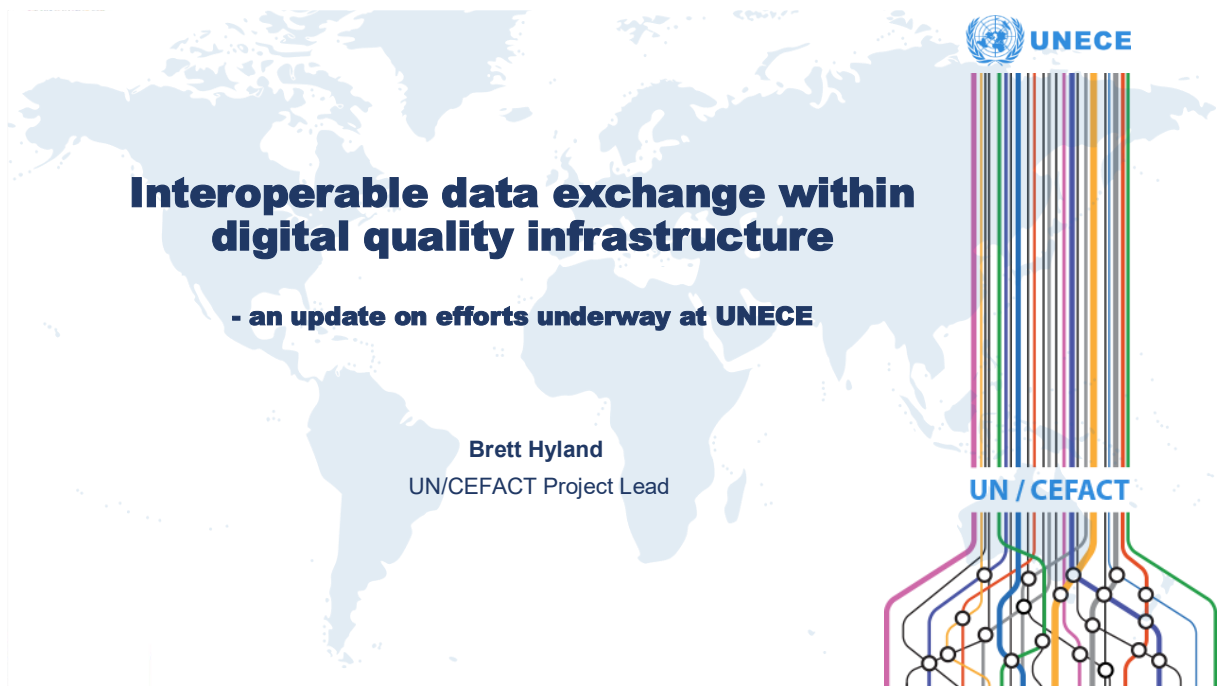
Following the July 2025 publication of United Nations Economic Commission for Europe (UNECE) Recommendation No. 49 [1] dealing with digital supply chains, it may be timely to consider whether the design principles for platform-independent exchange of product data, as outlined in this document, could play a role in facilitating the exchange of Digital Calibration Certificates. Numerous implementations of these design principles are proceeding under a specification known as the United Nations Transparency Protocol (UNTP) [2]. A central element of UNTP is a 'conformity credential' which is designed to digitally capture basic product conformity information within a hosted JSON LD file and which also links to an issued conformity certificate (which may be in analogue, digital or hybrid form and may also be encrypted). World Wide Web Consortium (W3C) protocols provide an interoperable basis for exchanging such credentials, while also ensuring that the credential is cryptographically verifiable back to the issuing party in a tamper-evident manner. This talk will consider possible relevance of W3C protocols within the legal metrology and scientific measurement sectors, as one potential support mechanism for the traceable exchange of Digital Calibration Certificates. It is hoped that awareness of these approaches may facilitate discussion among the scientific, trade measurement and wider conformity assessment communities.

[1] UNECE (2025): Recommendation No. 49: Transparency at Scale - Fostering Sustainable; Value Chains

[2] UN Transparency Protocol (2026), <https://untp.unece.org>, last accessed: 6 January 2026

[Back to Table of Contents above](#)

## Presentation #P01 of Brett Hyland




**Interoperable data exchange within digital quality infrastructure**

**- an update on efforts underway at UNECE**

Brett Hyland  
UN/CEFACT Project Lead

UNECE

UN / CEFACT




## Transparency at Scale

United Nations Economic Commission for Europe (UNECE) Recommendation No. 49 'Transparency at Scale' describes an equitable and scalable approach for the *digital discovery and verification* of information supporting claims made about a product.


### What about 'metrological transparency at scale'?

This may be interesting based on potential relevance for:

- Certified commercial quantities in trade
- Product claims based on measurement
- Support for DCCs & metrological traceability
- Support for traceability chains in legal metrology




## UNECE Recommendation No. 49 *Transparency at Scale*



[https://unece.org/trade/unecefact/tf\\_recommendations](https://unece.org/trade/unecefact/tf_recommendations)

“Enhancing the reliability of sustainability claims...includes the possibility of using **digitally verifiable documents, issued by recognized authorities**, as formal declarations of compliance, sustainability, or **product characteristics**. This would also involve trustworthy actors such as **government bodies and accredited conformity assessment organizations**.”

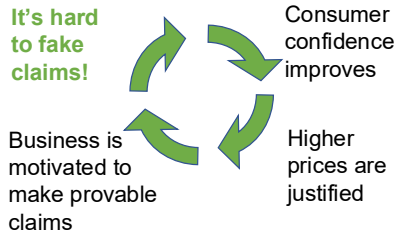
(Recommendation No. 49, page 6)



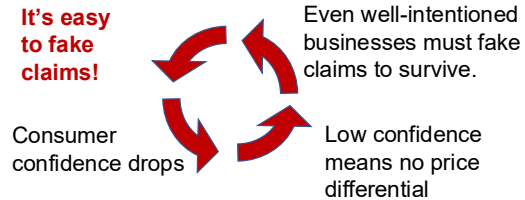
## The problem of greenwashing

United Nations Sustainable Development Goals depend on the reliability of claims being made about product sustainability.


### A race to the top:



### A race to the bottom:



*Digitalisation can help shift the balance, favouring a race to the top*




## Digital Product Passport – EU Regulation

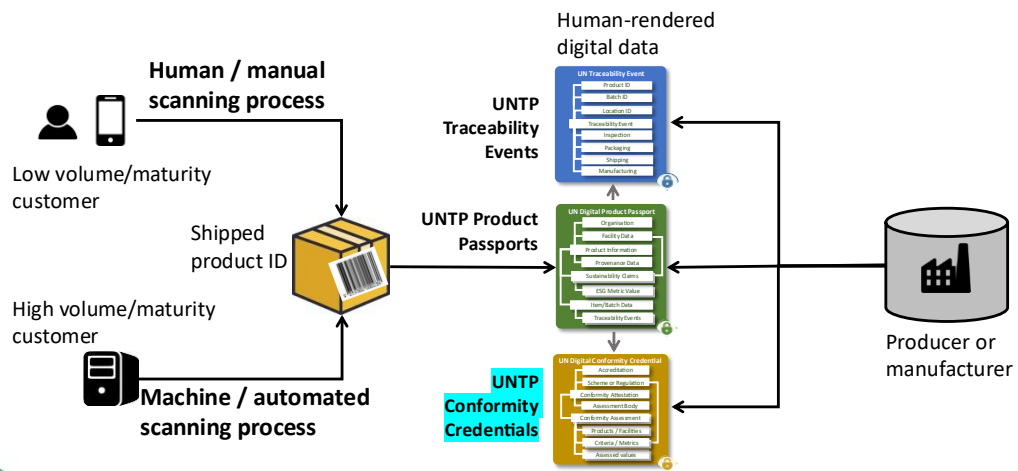
Digital Products Passports (DDPs) emerged under EU regulations requiring products to have an associated data set, accessible from a data carrier (such as a QR code) on the product. **Consumers or authorities can use this to examine declarations and product information** relating to product sustainability.


The concept is already being applied within EU Regs for product attributes **beyond sustainability**, such as hazardous substances in toys.

Separate to regulatory requirements, DPPs are also emerging as a **general mechanism for aggregating product data** along supply chains - various standardization initiatives are underway including ISO JTC5



## UN Transparency Protocol - conceptual model






## UN Centre for Trade Facilitation and eBusiness (UN/CEFACT)

UN/CEFACT is responsible for the reference implementation of Recommendation NO. 49, known as the [United Nations Transparency Protocol \(UNTP\)](#).

UN/CEFACT facilitates [national and international transactions](#), through simplification/harmonization of processes and information flows

It represents a relevant forum for discussion regarding [access to and exchange of conformity data](#) relevant to international [supply chains](#).




## Reducing costs, increasing participation

To encourage [maximum inclusion](#), digital trade systems cannot favour rich countries or create unjustified barriers for small businesses.


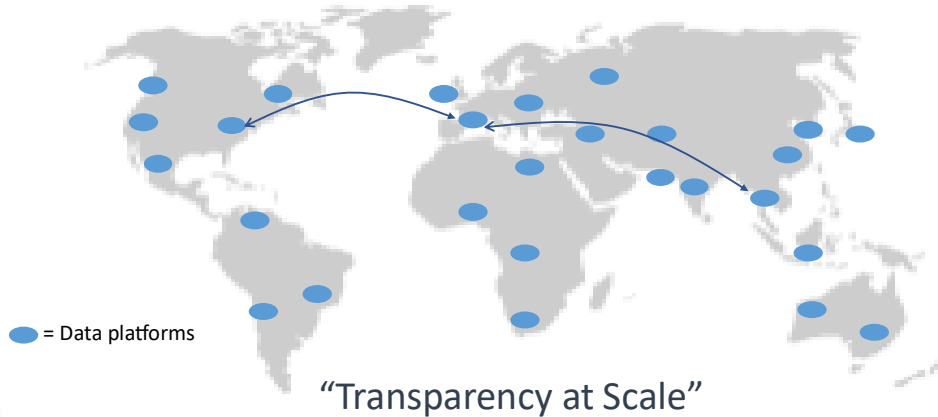
This means:

- adopting internationally accepted approaches, emphasising open development and [free resources](#), such as W3C verifiable credentials (VCs) and decentralized identifiers (DIDs)
- adopting an [open architecture](#), so that stand-alone technology platforms do not add friction to data exchange, or be leveraged to the disadvantage of some participants
- providing a backbone of trust by making 'trust anchors', including [Quality Infrastructure](#), verifiable by any participant



## Interoperability protocols

Leave data wherever it is - but link it together when needed  
Use any software you like – so long as it conforms to protocols

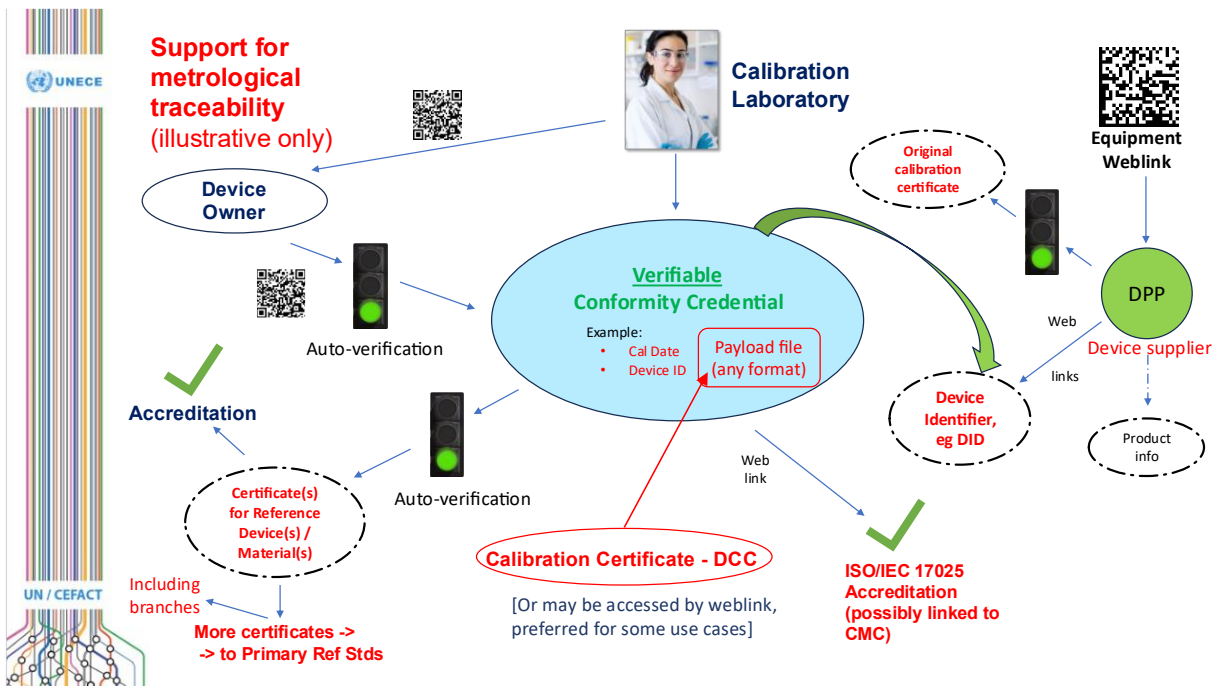
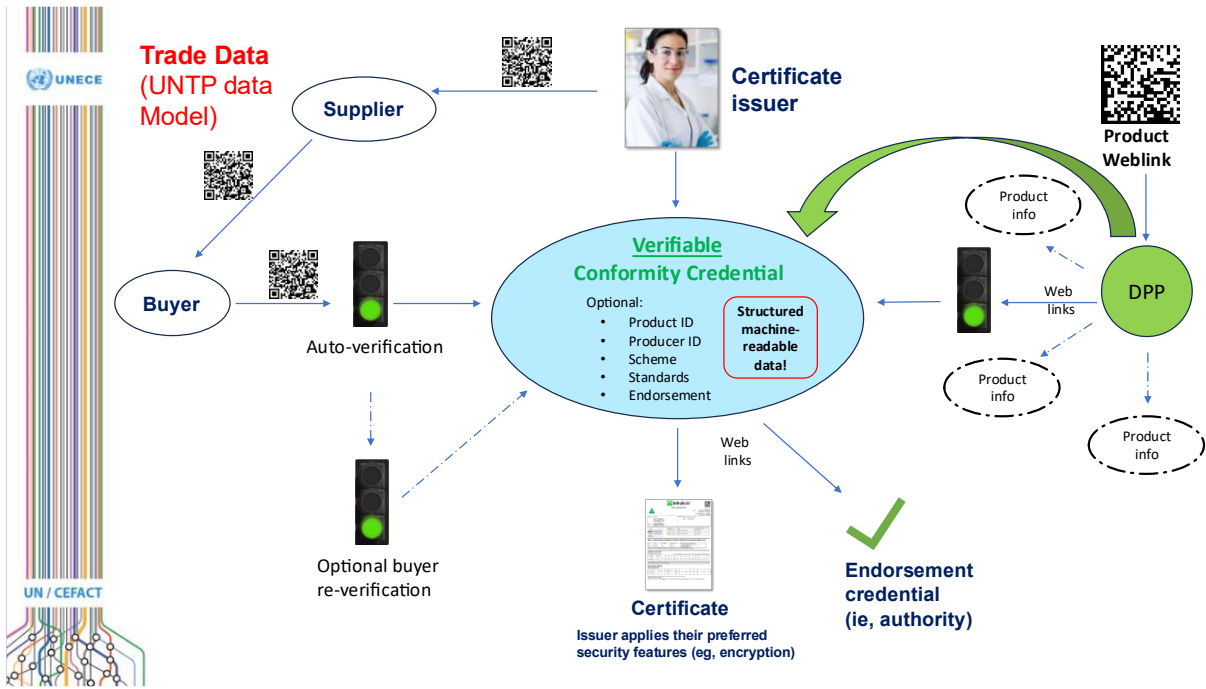


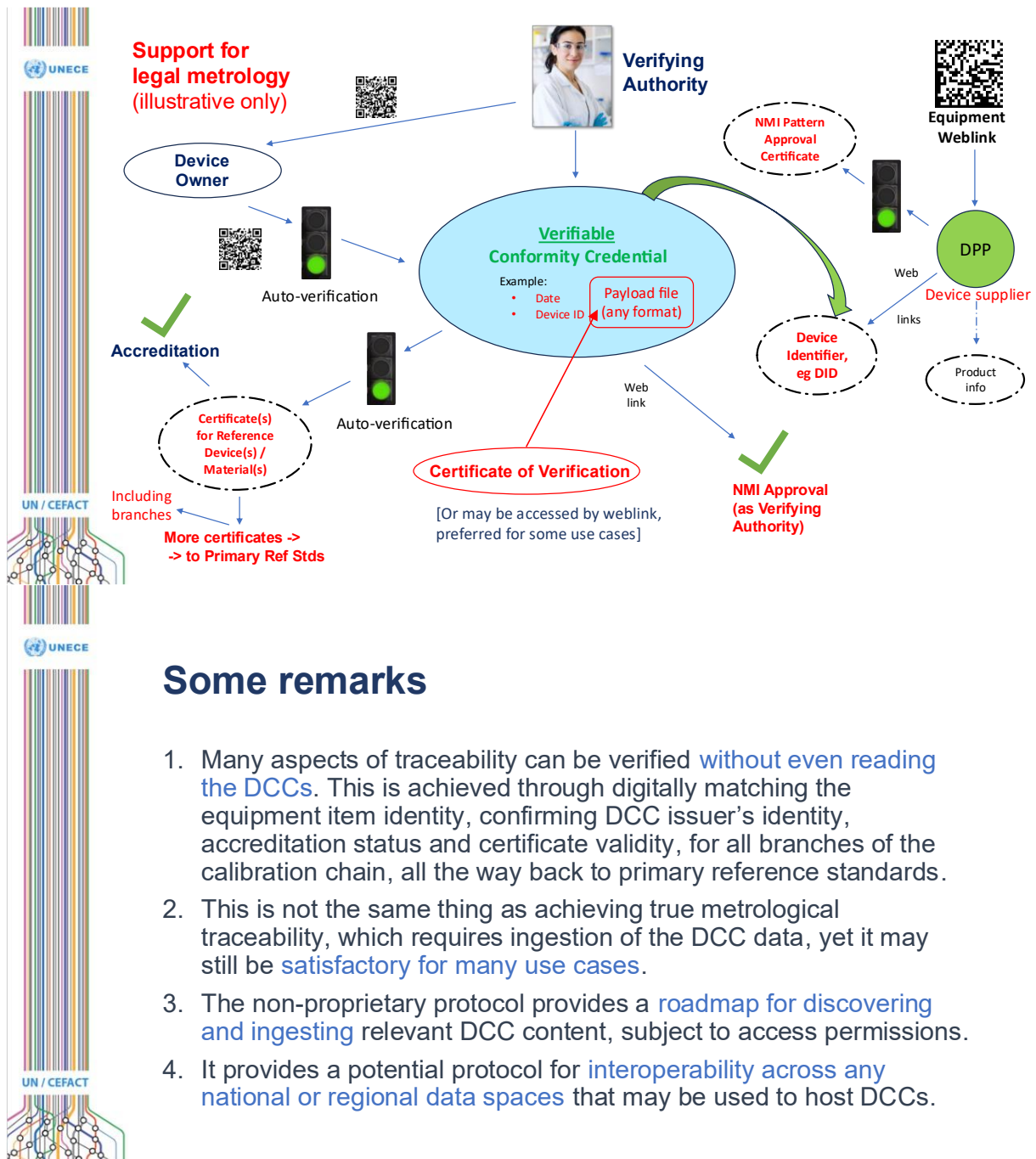
## Support for issued certificates within UNTP

UN/CEFACT does **not seek** to specify certificate formats, certificate content or conformity assessment processes.

Rather, the focus is providing a **surrounding framework for certificates** - whether analogue, digital or hybrid - that offers:


1. A means of **discovering** relevant certificates from products of interest in a tamper-evident & machine-readable manner.
2. Verifiable connections between data points, including any **trust anchors** like testing/certification bodies, accreditation bodies and regulators.
3. Compatibility with **confidentiality requirements** of supply chain actors (including third party selective redaction).






## Some remarks

1. Many aspects of traceability can be verified **without even reading the DCCs**. This is achieved through digitally matching the equipment item identity, confirming DCC issuer's identity, accreditation status and certificate validity, for all branches of the calibration chain, all the way back to primary reference standards.
2. This is not the same thing as achieving true metrological traceability, which requires ingestion of the DCC data, yet it may still be **satisfactory for many use cases**.
3. The non-proprietary protocol provides a **roadmap for discovering and ingesting** relevant DCC content, subject to access permissions.
4. It provides a potential protocol for **interoperability across any national or regional data spaces** that may be used to host DCCs.



## Scope for further metrology data exploration

1. Digital identifiers (eg, DIDs) for **reference materials** as well as for measurement devices
2. Protocols for generating full **device calibration history** based on matching calibration/verification certificates - possibly issued by different CABs and held on different data platforms, but still matched to a common device identifier
3. Machine representation of **Calibration & Measurement Capability** statements) for digital verification of competence for transferring metrological traceability



## Resources

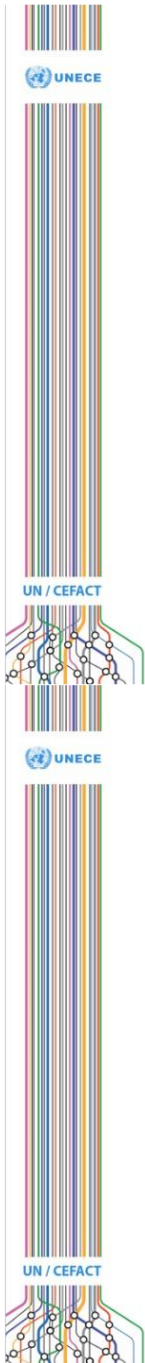
All UNTP resources are open source, available without charge and are royalty free

<https://untp.unece.org/docs/about/>

Industry adoptions of UNTP can be registered, either as an 'implementation' (for selected UNTP elements) or as an 'extension' (with extensions owned and managed by the party undertaking the extension).

<https://untp.unece.org/docs/implementations/>

<https://untp.unece.org/docs/extensions/>



## Is it time for exchanging ideas?

UNTP deals with [trade-related data](#). Standards for metrology certificate digitalisation and traceability are [outside the activities of UN/CEFACT](#).

However, [cross-domain exchange is welcome](#), noting the degree of overlap that exists:


1. Trust in the attributes of traded goods and the outputs of scientific/legal measurement both rely on national Quality Infrastructure
2. Laboratories providing test results for traded goods also undertake metrology activities in some cases
3. Most accreditation bodies work across testing/calibration/certification

## UNTP-Conformity Group

### Mailing list

<https://gaggle.email/join/untp-conformity@gaggle.email>

]



# Thank you!

**For more information**

Brett Hyland [brett.hyland@nata.com.au](mailto:brett.hyland@nata.com.au)

[Back to Table of Contents above](#)

## P02 Mark Kuster: Modeling measurement data with the Measurand taxonomy

Presenting author: Mark Kuster [1], Independent Researcher, Consultant, USA

Additional authors: Nil

Institute:

[1] NCSL International 141 MII and Automation Committee

Email: [mjk@ieee.org](mailto:mjk@ieee.org)

### Abstract

The NCSL International 141 MII and Automation Committee continues to emphasize careful conceptualization for use in agile digitalization processes in order to instill value in digital transformation. Long-term value in digitalization depends on interoperability across systems and time and universal applicability across data types. This work presents an updated conceptual model designed for interoperable digitalized measurement data suitable for representing information in accreditation scopes, instrument specifications and calibration certificates. The technology-agnostic model, suitable for implementation in any exchange format (JSON, XML, etc.), rests on NCSLI's open-source MII measurand taxonomy and M-layer. We encourage industry collaboration to further extend and refine the model.

[Back to Table of Contents above](#)

### Presentation #P02 of Mark Kuster

Modeling measurement data with the MII measurand taxonomy

Mark Kuster, [mjk@ieee.org](mailto:mjk@ieee.org)

NCSL International 141 MII and Automation Committee

*Measurement-Information Infrastructure*

## Section 1

### Introduction

### Today's Topics

- 1 Introduction
- 2 Conceptualize, model, implement
- 3 Draft models
- 4 Conclusion

## Acronyms

- IQI—international quality infrastructure
- MRA—mutual-recognition agreement
- CIPM—International Committee on Weights and Measures
- NMI—national metrology institute
- KCDB—key-comparison database
- ILAC—International Laboratory Accreditation Cooperation
- AB—accreditation body
- SoA—accreditation scope
- CMC—calibration and measurement capability
- DX—Digital Transformation
- MPE—maximum permissible error
- DCC—digital calibration certificate
- DCR—digital calibration request
- FAIR—findable, accessible, interoperable, reusable
- M-layer—metrology information layer to support measurement systems
- JSON—JavaScript object notation
- XML—eXtensible markup language
- MathML—mathematics markup language
- ETL—extract, transform, load

## Section 2

Conceptualize, model, implement

## DX reality

### Facts

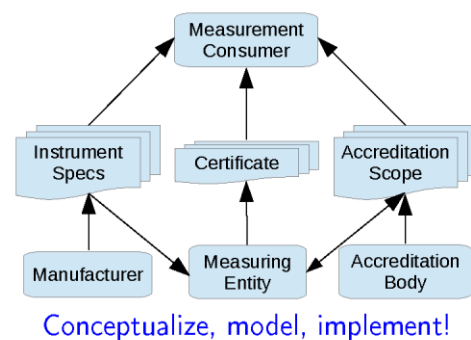
- Business thrives to the extent that customers receive **positive net value**.
- **DX provides new value at lower cost**: finance, B2B, online retail, travel, entertainment
- Metrology has consensus standards, plentiful computing power, lab and enterprise software, automated measurements and plenty of applicable information technologies.
- Despite resources and long-standing development, **metrology has not yet achieved DX**.

**Success Factors:** Other industries achieved DX by

- Carefully abstracting their processes and data flows (**conceptualize**)
- **Modeling** the supporting data
- Applying standardized technology solutions to **implement** those models in digital systems

## Translating DX success to metrology

- 1 Metrology processes revolve around **measurements and their quality**.
- 2 Measurement data doesn't sit ignored; calibration laboratories, testing laboratories, inspection bodies, instrument manufacturers, ABs, scientific organizations and others **exchange the data in vast quantities** throughout the measurement economy.
- 3 To digitally transform metrology, we should therefore **design, adopt and apply a common conceptual model for exchanging digitalized measurement data**.



## Modeling costs

### Modeling takes resources and time

- Modeling delays implementation and any expected revenue or savings.
  - Conceptual models require much careful abstract thought and refinement.
  - Models should cover all known process and feature variants within scope.
- Tooling for modeling leaves gaps.
  - No complete end-to-end system for all environments
  - Piecewise solutions: model-driven architecture, model-driven software engineering, object relational modeling, model-view-controller technology

### Forget flying birds, just build a penguin!

- DCC: fast development, much interest, flexible but complex
- Implementation may fragment into separate cases that do not integrate well.
- Everyone reinvents the wheel for every case.

## Conceptual modeling benefits

### General benefits

- **Agnosticism**: no particular storage or transmission technology baked in
- **Universal interoperability and reusability**

### Benefits for metrology

- Locate and rank laboratories to calibrate a given instrument or inventory.
- Locate and rank instruments to meet an application's measurement requirements.
- Generate **customized instrument specifications** or DCRs and issue purchase orders.
- Generate CMCs from instrument specifications and calibration certificates.
- **Optimize** instrument specifications or calibration intervals from calibration history.
- Generate automated, **customized calibration procedures** on the fly.
- Improve uncertainty estimates flowing through the **traceability** network.

## Conceptual modeling benefits

- [Recover lost value](#) from over-simplified MPEs, CMCs and measurement uncertainties.
- Validate certificate uncertainties against accreditation scopes.
- Verify accreditation status and compliance to calibration requirements [point-by-point](#).
- Verify an AB's ILAC MRA or an NMI's CIPM MRA status point-by-point.
- Automate non-conformance investigations.
- Calculate uncertainty, risk, reliability, et al. between and beyond calibration points.
- [Propagate calibration uncertainties](#) to all dependent test & measurement processes.
- Correct all measurements for instrument bias ([transparent adjustments](#)).
- Facilitate digital twins and smart instruments.
- [Streamline assessments and audits](#).
- Validate all data automatically at every step.

## Conceptual modeling benefits

## Caveats

- The [market](#) will determine where the real value lies.
- [Innovators](#) will expand this list far beyond what we might predict.
- The benefits remain a pipe dream without [interoperability](#).
  - Benefits stem from [lowering the data-exchange hurdles](#) between organizations.
  - Machines should exchange and process this data automatically.
  - If a pressure implementation differs from that of voltage, length or radiance, those multiple disjoint cases quickly burden software implementations, a significant development and maintenance cost that every software developer will suffer.
  - Since we already expect to ultimately [transform the entire IQI](#)—all measurement processes and quantities—it makes sense to [model measurements generally, abstractly](#), from the start and to expect a [higher return](#).

## Section 3

## Draft models

## General model requirements

**Interoperability and reusability (objectivity)** require source-independent meaning and validity:

- ① correct **reasoning**—well designed data & process models for the present and future,
- ② data transformed to a standardized **context**—reference metadata and unique identifiers,
- ③ correct **formulation**—standardized meanings, (linked) definitions, controlled syntax;

AND freedom from **subjectivity** such as

- ① arbitrariness—undefined or free-form data fields,
- ② ambiguity—multipurpose data fields, missing unique identifiers, unclear definitions,
- ③ out-of-context placement—essential elements falling outside the modeled framework.

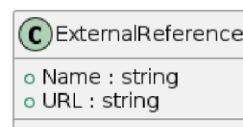
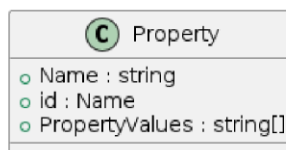
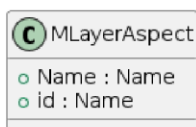
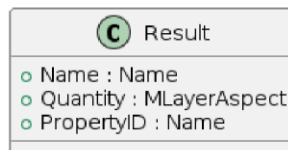
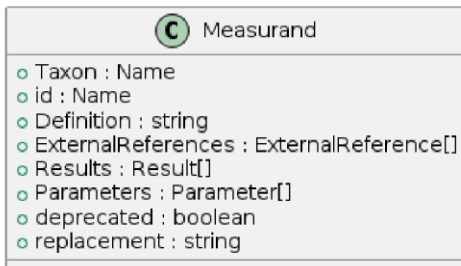
## Metrology model requirements

Metrology DX requires an **flexible, exacting, universal measurand model**.

- **Measurand**: What an instrument measures, what we claim capabilities for, what we measured in a calibration or other measurement service.
- **Universal**: Abstract enough to cover any quantity, property, discipline or area
  - **Proven idea**: Labmate, MOX (Mudcats), IndySoft, U. Meas. Model (Mike Brown, Fluke)
  - Essentially expressed in the **VIM**—International Vocabulary of Metrology
- **Exacting**: Perfection commensurate with the uncertainty desired in specifying the quantity, its influence quantities, relevant properties and operating conditions
- **Flexible**: Unlimited, exacting measurand qualifiers, omitted when insignificant relative to the measurement uncertainty or irrelevant to the service procured

All together this means we want **an abstract model that distinguishes any measurand which anyone may instantiate with only the relevant detail for a particular concrete application**.

## Abstract measurand model (essential elements only)



## Differentiating parameters

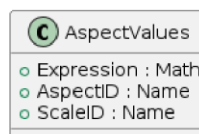
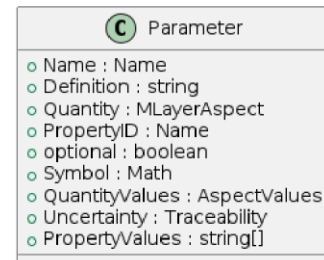
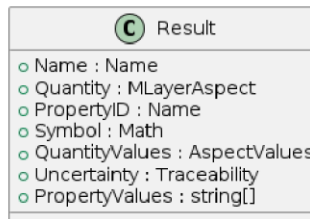
Model Element	Instrument Measurand		CMC Measurand
Measurand.Taxon	"Source.Ratio.Voltage.AC"	↔	"Measure.Ratio.Voltage.AC"
Result.Name	"Gain"	↔	"Gain"
Parameter.Name	"Frequency"	↔	"Frequency"
Parameter.Name	"InputVoltage"	↔	"InputVoltage"
Parameter.Name	"OutputVoltage"	↔	"OutputVoltage"
Parameter.Name	not used (optional)		"AmbientRH"

Matching parameters between different instantiations of an abstract measurand. The two measurands match, pending further evaluation of measuring intervals and uncertainty requirements.

## Concrete measurand model (essential elements only)

The concrete data model

- Adds value, range, uncertainty
- Covers [specs](#), [CMCs](#), [measurement results](#)
- [M-layer](#): any property, quantity, scale type, unit
- [Math expressions](#) for generality
  - any number ( $x$ )
  - symbols ( $q = x$ )
  - ranges ( $L \leq q < H$ )
  - complexities ( $L \leq Vf \leq H$ )
  - interdependence ( $V_1 < V_2 < 2V_1$ )



## Expanded QuantityValues

For a given measurand specification, a calibration Result has multiple QuantityValues with [metadata](#) IDs:

Result.Name	"Gain" (Symbol G)
Nominal	100.00 V · V <sup>-1</sup>
Reference	100.02 V · V <sup>-1</sup>
Measured	100.00 V · V <sup>-1</sup>
Error	-20 mV · V <sup>-1</sup>
Correction	20 mV · V <sup>-1</sup>

Likewise, instrument specifications may specify multiple range elements in Result:

Nominal	$1.00 \text{ V} \cdot \text{V}^{-1} \leq G \leq 200.00 \text{ V} \cdot \text{V}^{-1}$
Indication	$1.00 \text{ V} \cdot \text{V}^{-1} \leq G \leq 199.99 \text{ V} \cdot \text{V}^{-1}$
Certified	$10.00 \text{ V} \cdot \text{V}^{-1} \leq G \leq 150.00 \text{ V} \cdot \text{V}^{-1}$

## Open modeling questions

- Abstractly, expression model = mathematics
- Concretely, MathML content markup would work for expressions but presupposes XML.
- The Uncertainty : Traceability element awaits further work to cover
  - simple uncertainty expressions
  - various uncertainty representations and propagation methods
  - a representation of the entire traceability network
- Previous work covers all this but requires integration.
- Traceability chains would help document and maintain CMCs and MPEs also.

## Modeling progress

- See GitHub ([github.com/NCSLI-MII/measurand-taxonomy](https://github.com/NCSLI-MII/measurand-taxonomy)) for the latest actual info.
- The committee's model may vary from this conception.
- The actual model includes other niceties: measurement category and discipline, mappings to other quantity systems, etc.
- Currently documenting and populating the M-layer
- Working toward an official release of the measurand catalog (taxonomy)
- NCSLI 2026 Workshop & Symposium | [July 25-29, 2026](#) | Kansas City, MO
  - A two-day technical track dedicated to digital metrology and "AI"
  - Technical papers, panel discussions, learning labs, tutorials

## Section 4

### Conclusion

## Conclusion

- A common conceptual model for exchanging digitalized measurement data will power metrology's DX.
- [Standardized reference metadata](#) sets with a [universal reference model](#) for measurement data provides interoperability to aid application software to streamline the IQI.
- This in-progress model suffices to [start using the measurand taxonomy](#) to identify and exchange interoperable data.
- Perhaps workable as a [DCC](#) sub schema or data-block extension
- Also suitable for documentless point-to-point data exchange
  - Mike Schwartz (Cal Lab Solutions), Rob West (ATS, MOX): MDQF, ETL
- Unanticipated realities will arise, requiring agile [conceptualize-model-implement](#) iterations.

## Acknowledgments

Please see the paper (NCSLI 2025) for further detail.

Many thanks to

- Wei Ren, Michael Schwartz, Colin Walker, Ryan White for modeling input
- Other NCSLI International 141 MII and Automation Committee members for their MII development work
- PTB and the DCC conference organizers for the kind invitation
- Cherine Marie-Kuster

And Thank You for your time!

Questions?

[Back to Table of Contents above](#)

Day 1 2026-02-24 Tuesday

Parallel Session “DCC in digital QI”

Session Chair: Brett Hyland

001 Gennie A. Ordoña:  
Implementing Blockchain-Enabled Digital Certificates  
and a Verification Portal at DOST-ITDI: A Use Case for  
Enhancing Quality Infrastructure

Presenting author: Gennie A. Ordoña [1],

Email: [gordona@itdi.dost.gov.ph](mailto:gordona@itdi.dost.gov.ph)

Additional authors:

- B. A. Ordoña

Institute:

[1] Department of Science and Technology, Industrial Technology Development Institute,  
Metrology Building, Bicutan Taguig City, Republic of the Philippines, 1631

Keywords: Blockchain technology; Digital document verification; Verifiable credentials; Digital certificates; Quality Digital Infrastructure.

## Abstract

Document verification plays a critical role in ensuring the authenticity, integrity, and legal validity of official records within quality infrastructure frameworks. Traditional paper-based methods often lead to inefficiencies, increased risks of forgery, and delayed processing times, highlighting the need for robust, standardized digital solutions. The Industrial Technology Development Institute, under the Department of Science and Technology (DOST - ITDI), issues a variety of test certificates for technical services, including training, Formula of Conversio, laboratory testing and calibration certificates. These documents validate critical aspects such as proficiency, compliance, product safety, international traceability and quality assurance.

To address challenges around document security, efficiency, and standardization, DOST-ITDI has pioneered a blockchain-enabled digitalization of certificate platform. This innovative solution leverages a decentralized ledger to create immutable, tamper-proof records with unique identifiers, cryptographic hashes, and digital signatures. The platform also comes with real-time online verification of certificates issued by DOST - ITDI, significantly reducing turnaround times for validating stakeholders and eliminating the need for physical copies. The system supports seamless verification by stakeholders, including regulatory bodies and partner agencies, through a secure web interface. Launched on 13 May 2024 at Diamond Hotel Manila, the "ITDI Technical Services Certificates Verifiable Credential" initiative exemplifies effective application and standardization within digital quality infrastructure. The event gathered diverse stakeholders from different government institutions and academia, underscoring the collaborative effort to harmonize certification processes via interoperable frameworks.

This use case demonstrates how integrating blockchain technology with established quality assurance practices can foster greater trust, operational efficiency, and compliance in regulatory environments. It serves as a scalable model for future inter-agency collaboration and na-

tionwide adoption, supporting the broader goals of digital transformation and standardized quality infrastructure development.

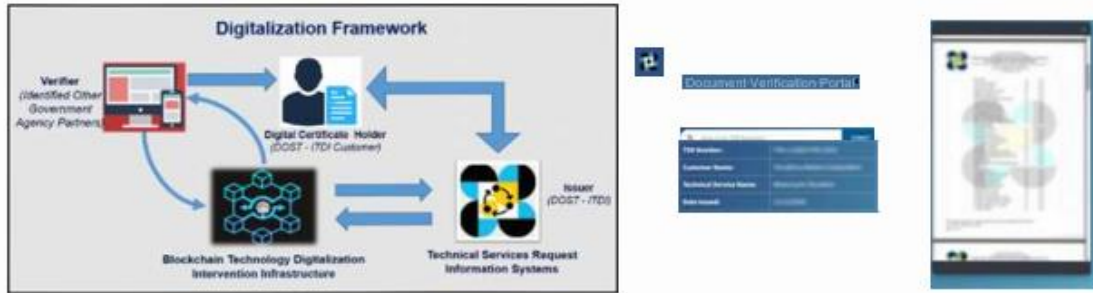


Figure 1. Digitalization Framework and The Verification Portal

[Back to Table of Contents above](#)

## Presentation #001 of Gennie A. Ordoña

**GENNIE A. ORDONA**  
Senior Science Research Specialist  
Industrial Technology Development Institute  
Department Of Science and Technology



***“ Implementing Blockchain-Enabled Digital Certificates and a Verification Portal at DOST – ITDI: A use case for Enhancing Quality Infrastructure ”***



# The Dry Seal Era



**INDUSTRIAL TECHNOLOGY  
DEVELOPMENT INSTITUTE**

- In an ancient time dry seal is popular as “pendant seal” use by town’s bishops and kings
- As early 12<sup>th</sup> century, dry seals are use to establish the **authenticity** of documents
- Seals were used to close folded documents and thus to guarantee their **secrecy**



**INDUSTRIAL TECHNOLOGY  
DEVELOPMENT INSTITUTE**

## The National Seals of South Korea

- Use to identify government  
official documents



**INDUSTRIAL TECHNOLOGY  
DEVELOPMENT INSTITUTE**

1388 Statute of  
Cambridge seal

*– use to identify the citizen  
and their origin*



**INDUSTRIAL TECHNOLOGY  
DEVELOPMENT INSTITUTE**

*The typical official dry  
seal of a Philippine  
Government Agencies*



TRUSTED BY GOVERNMENT INSTITUTIONS/AGENCIES

**INDUSTRIAL TECHNOLOGY DEVELOPMENT INSTITUTE**

[https://www.facebook.com/drysealp hil.asc/photos/?ref=page\\_internal](https://www.facebook.com/drysealp hil.asc/photos/?ref=page_internal)

## The Digital Age



- The Digitization and Digitalization trend and initiatives worldwide for an online seamless and borderless transactions
- Fraud, Authenticity, Identity and Ownership of Documents



**INDUSTRIAL TECHNOLOGY  
DEVELOPMENT INSTITUTE**

DOST – ITDI Digital  
Transformation Initiative  
on Provision of Technical  
Services



## Blockchain

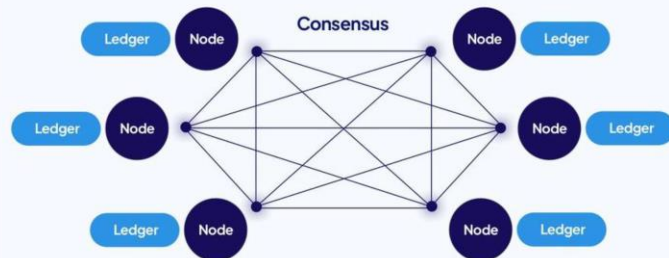


A kind of database that maintains a continuously growing list of ordered records, called blocks

## Blockchain



Blockchain Structure



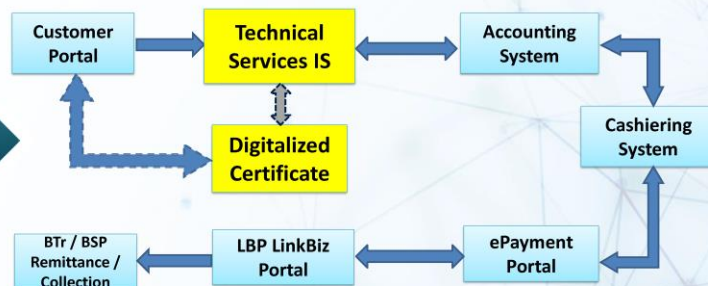
Decentralized Records provides security by distributing control across a network

## The Goal

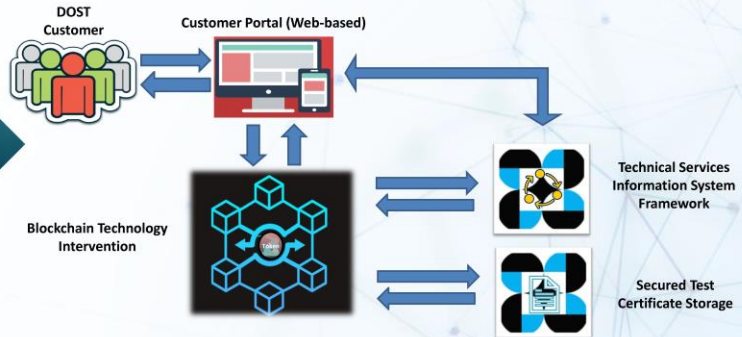


*Implementing Blockchain-Enabled Digital Certificates and a Verification Portal*

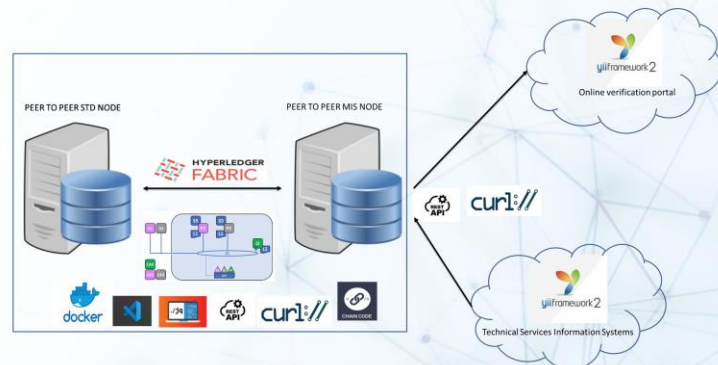
## The Business Process



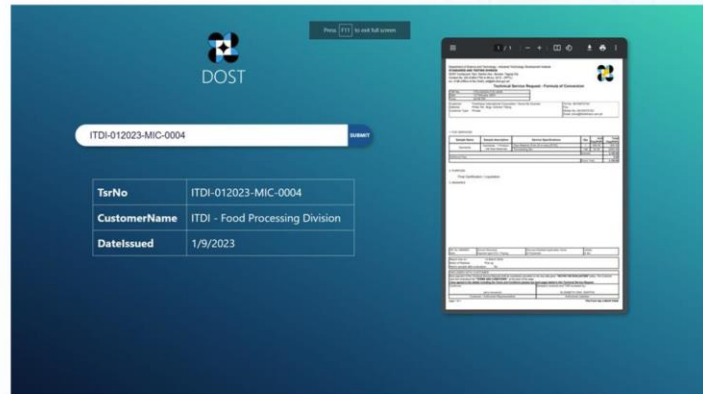

## The System Framework



## The Infrastructure Framework



## Project Output



## The Verification Portal



# THANK YOU!

[Back to Table of Contents above](#)

## 002 Jens Schüür: A web-based revision validation system for (digital) calibration certificates

Presenting author: Jens Schüür [1]

Email: [j.schueuer@elmtec.de](mailto:j.schueuer@elmtec.de)

Additional authors: Nil

Institute:

[1] ELMTEC Ingenieurgesellschaft mbH, Kattreppeln 28, Königslutter am Elm, 38154, Germany

Keywords: revision control, workflow, validation, database

### Abstract

A digital calibration certificate, once issued and signed by the laboratory, is a static document. In case a revision of the calibration certificate is issued, the use of the withdrawn calibration certificate is still possible as there is no feedback implemented.

In the DatiPilot funded project DCCiInd [1] a solution for a web-based database has been developed and a demonstrator will be made available for free later in Q2/2026. A similar project has been presented in [2] and was extended in some aspects to the presented database as follows:

- each laboratory may implement a separate database so due to data privacy no information must be given to an external provider. This bypasses and avoids potential issues [3] with external web services or (metrology) clouds.
- the database contains only general information of the certificate: the certificate number, the unique universal identifier (UUID) of the certificate, the date of issue and a string containing the hashed order number
- the UUID or the date of issue combined with the certificate number lead to the status of the calibration certificate
- hashed order number is given back to enable reverse validation of the certificate
- in case of a revision the UUID of the new revision is added to the entry of the withdrawn calibration certificate and a new entry for the new revision is created.

The main parts of the demonstrator are the web-database with software for the access, a demonstrator for creations or modifications in the database and a demonstrator for the validation of the status of the calibration certificate as website and as a software API.

Digital calibration certificates (DCC) offer the advantage that the information for using this database can be implemented in the calibration certificate, so that no external knowledge is required from the user. A suggestion for a template to be written in the DCC also will be presented.

References:

- [1] [www.ptb.de](https://www.ptb.de) (2025): Home-DCC 2 Industry, [<https://www.ptb.de/dcc2ind/home/>], last accessed: 20.01.2026
- [2] Hall, Blair (2025): A service to authenticate documents issued by MSL, pp. 312 to 317, in: "5th International DCC-Conference 2025-02-25 to 2025-02-27 Proceedings", Braunschweig, Germany, 2025. DOI: 10.7795/810.20250619[3];
- [www.dakks.de](https://www.dakks.de) (2024): Amtliche Mitteilung: Keine Nutzungspflicht der Datenbank IAF-CertSearch, [<https://www.dakks.de/de/aktuelle-meldung/amtliche-mitteilung-keine-nutzungspflicht-der-datenbank-iaf-certsearch.html>], last accessed: 20.01.2026

## Presentation #002 of Jens Schüür



**DCC**

**DCC<sub>2</sub>Ind**

A web based  
revision validation system  
for (digital) calibration certificates

24. February 2026 #002  
Jens Schüür

ELMTEC Ingenieurgesellschaft mbH  
Kalibrierlabor



**DCC**

**DCC<sub>2</sub>Ind**

**Outline**

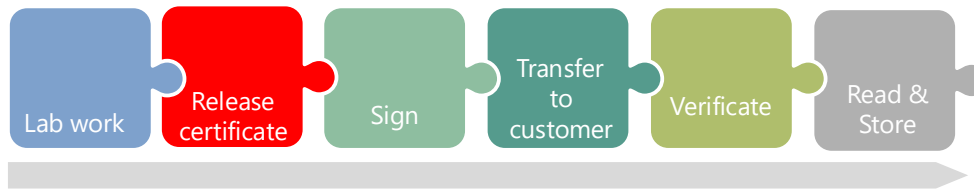
1. Introduction
2. web based system
3. Verification of the certificate
4. Summary

DAIipilot



**Workflow of a calibration certificate**  
**Simplified!**

**DCC**

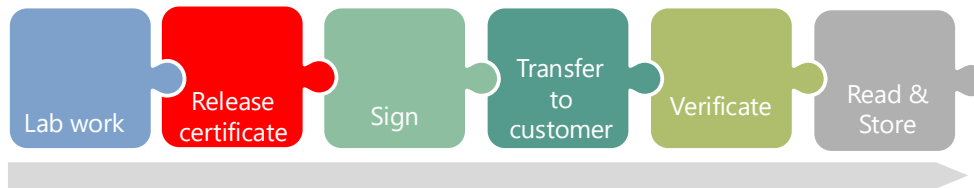


**General workflow:**

- Works for Paper / PDF / digital certificate
- Works for the initial issued certificate

**Workflow of a calibration certificate**  
**Simplified!**

**DCC**



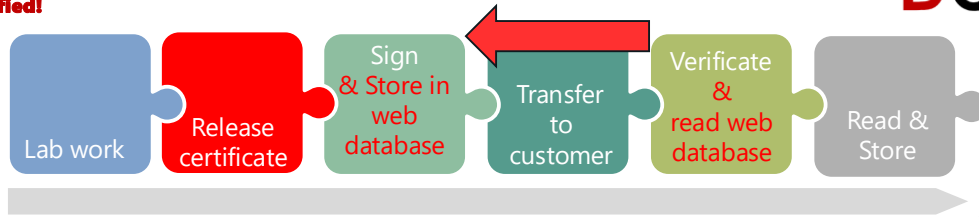
**Does a revision reach the user?**

- Maybe not.

### Workflow of a calibration certificate

**Simplified!**

**DCC**



Not required  
by ISO/IEC  
17025!

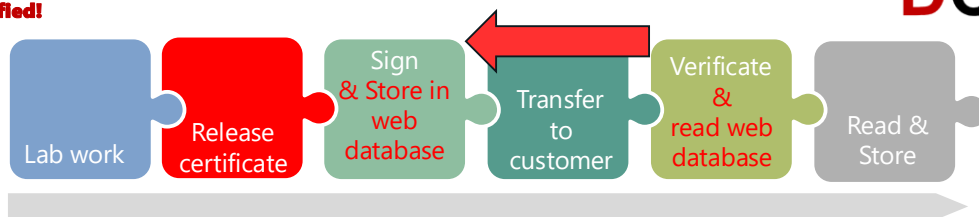
### Does a revision reach the user?

- Yes, if a database is available for the user and user enters certificate data on a website.

### Workflow of a calibration certificate

**Simplified!**

**DCC**



Not required  
by ISO/IEC  
17025!

### Does a revision reach the user?

- Yes, automated verification possible with a digital calibration certificate.

## Web based system

### Concept!



# DCC

### Data in the database:

- Identifier of the certificate
- Certificate number
- Date of issue
- SHA-Hash of customers order no
- Identifier of the newer certificate

No personal data in the database!

**ELMTEC**  
Ingenieurgesellschaft mbH

Nr. 7

## Web based system

### Benefits

- A similar project has been presented in [1] and was extended in some aspects to the presented database as follows:
- each laboratory may implement a separate database so due to data privacy no information must be given to an external provider. This bypasses and avoids potential issues [2] by not using external web services or external (metrology) clouds.
  - the database contains only general information's of the certificate: the certificate number, the unique universal identifier (UUID) of the certificate, the date of issue and a string containing the hashed order number
  - the UUID or the date of issue combined with the certificate number lead to the status of the calibration certificate
  - hashed order number is given back to enable reverse validation of the certificate
  - in case of a revision the UUID of the new revision is added to the entry of the withdrawn calibration certificate and a new entry for the new revision is created.
  - Keep it simple: no blockchain, no complex elements

[1] Hall, Blair (2025): *A service to authenticate documents issued by MSL*, pp. 312 to 317, in: "5th International DCC-Conference 2025-02-25 to 2025-02-27 Proceedings", Braunschweig, Germany, 2025. DOI: 10.7795/810.20250619  
 [2] www.dakks.de (2024): *Amtliche Mitteilung: Keine Nutzungspflicht der Datenbank IAF-CertSearch*, [https://www.dakks.de/de/aktuelle-meldung/amtliche-mitteilung-keine-nutzungspflicht-der-datenbank-iaf-certsearch.html], last accessed: 20.02.2026

**ELMTEC**  
Ingenieurgesellschaft mbH

18.09.2026 Nr. 8

## Web based system Data in the database

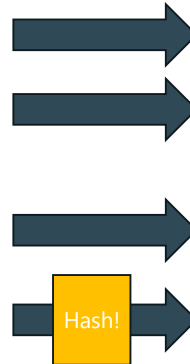
# DCC

```
<dcc:uniqueIdentifier>88888888-4444-4444-4444-cccccccccc</dcc:uniqueIdentifier>
<!--ISO/IEC 17025:2017 7.8.2.1d; UUID version 4 according to ISO/IEC 9834-8:2014-->

<dcc:identification refType="basic_certificateNumber">
  <dcc:issuer>calibrationLaboratory</dcc:issuer>
  <dcc:value>1234</dcc:value>
  <dcc:name>
    <dcc:content lang="de">Kalibrierscheinnummer</dcc:content>
    <dcc:content lang="en">Calibration certificate ID</dcc:content>
  </dcc:name>
</dcc:identification>

<dcc:issueDate>YYYY-MM-DD</dcc:issueDate>
<!--ISO/IEC 17025:2017 7.8.2.1j-->

<dcc:identification refType="basic_orderNumber">
  <dcc:issuer>customer</dcc:issuer>
  <dcc:value>1234-56-78</dcc:value>
  <dcc:name>
    <dcc:content lang="de">Auftrags Nr. des Kunden</dcc:content>
    <dcc:content lang="en">Order no. of customer </dcc:content>
  </dcc:name>
</dcc:identification>
```



**ELMTEC**  
Ingenieurgesellschaft mbH

15.09.2026 Nr. 9

## Web based system for Web-Verifikation

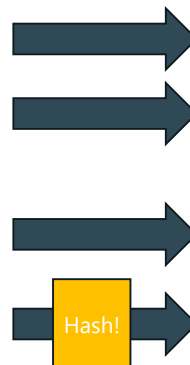
# DCC

```
<dcc:uniqueIdentifier>88888888-4444-4444-4444-cccccccccc</dcc:uniqueIdentifier>
<!--ISO/IEC 17025:2017 7.8.2.1d; UUID version 4 according to ISO/IEC 9834-8:2014-->

<dcc:identification refType="basic_certificateNumber">
  <dcc:issuer>calibrationLaboratory</dcc:issuer>
  <dcc:value>1234</dcc:value>
  <dcc:name>
    <dcc:content lang="de">Kalibrierscheinnummer</dcc:content>
    <dcc:content lang="en">Calibration certificate ID</dcc:content>
  </dcc:name>
</dcc:identification>

<dcc:issueDate>YYYY-MM-DD</dcc:issueDate>
<!--ISO/IEC 17025:2017 7.8.2.1j-->

<dcc:identification refType="basic_orderNumber">
  <dcc:issuer>customer</dcc:issuer>
  <dcc:value>1234-56-78</dcc:value>
  <dcc:name>
    <dcc:content lang="de">Auftrags Nr. des Kunden</dcc:content>
    <dcc:content lang="en">Order no. of customer </dcc:content>
  </dcc:name>
</dcc:identification>
```



Also useful for  
paper / PDF!



**ELMTEC**  
Ingenieurgesellschaft mbH

15.09.2026 Nr. 10

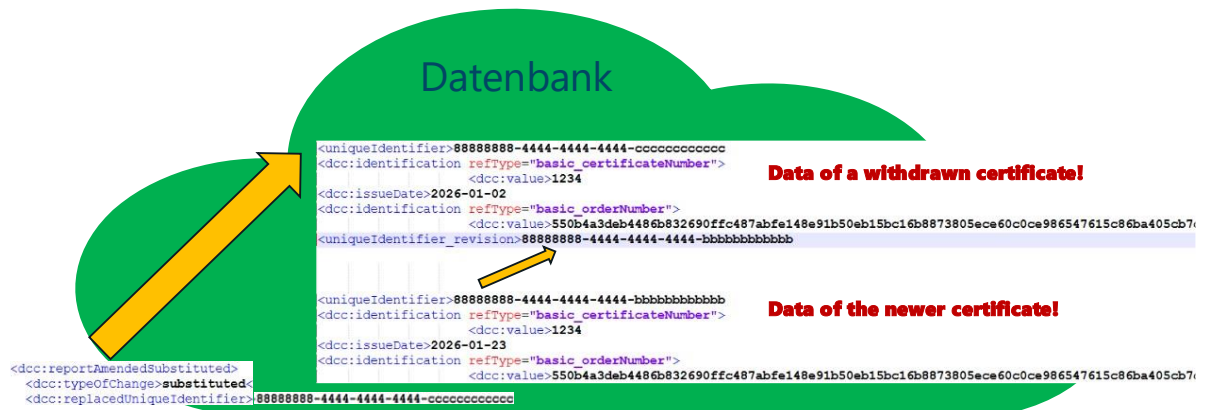
**Web based system**  
for the initial certificate

**DCC**



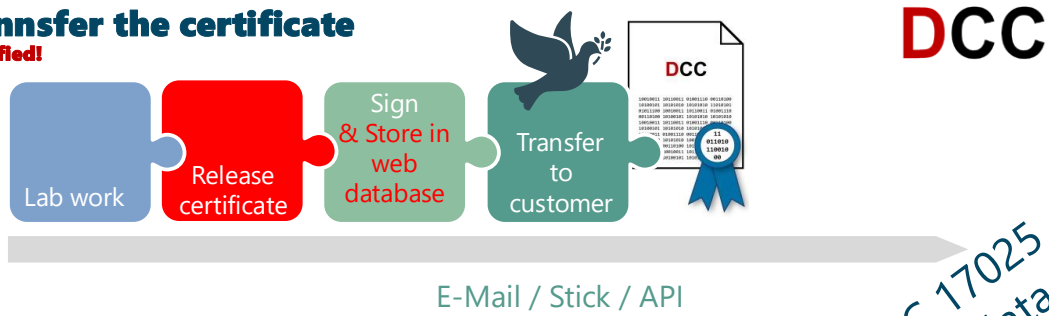
**Web based system**  
for Web-Verifikation – data of a withdrawn certificate and the newer certificate!

**DCC**



## Transfer the certificate

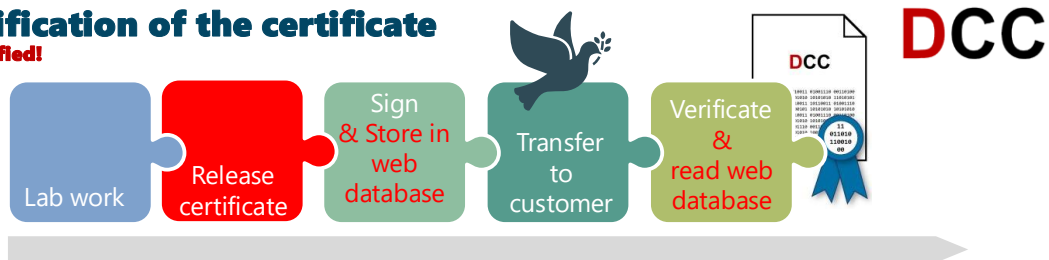
**Simplified!**



ISO/IEC 17025  
requires data  
protection!

## Verification of the certificate

**Simplified!**



### Check the seal:

**Details zur Signatur von "ELMTEC Ingenieurgesellschaft mbH"**

Durchgeführte Prüfungen

- ✓ **Signatur der Datei** (mathematische Prüfung)
  - Datei ist nicht verändert.
  - Datei ist mit qualifiziertem Zertifikat gesiegelt.
  - Verwendete Algorithmen zum Signaturzeitpunkt geeignet.
  - Verwendete Algorithmen zum Verifikationszeitpunkt geeignet.
- ✓ **Zertifikat & Pfad** (Signatur- und Gültigkeitsprüfung)
  - Zertifikat und Pfad erfolgreich geprüft.
  - Kettenmodell (SigG Profile)
- ✓ **Zertifikatsstatus** (OCSP / CRL)
  - Zertifikatsstatus erfolgreich überprüft.

Zertifikatsinhalte:	
Version	Kalibrierlaboratorium
Seriennummer	
Zertifikatsaussteller	
Zertifikatsinhaltsname	ELMTEC Ingenieurgesellschaft mbH
Gültigkeitszeitraum	— Kattreppeln 28, 38154 Königslutter an
Signaturalgorithmus zum öffentlichen Schlüssel	
Details zum Zertifikat	
Land	: DE
Organisation	: ELMTEC Ingenieurgesellschaft mbH
Name	: ELMTEC Ingenieurgesellschaft mbH
Stadt	: Königslutter am Elm
Organisationskennung	: DZ:DE-3957392625
Seriennummer	: DAKK800-DE-R0-15099-01-00

## Possible seals for digital certificates

For PDF / XML-Files!



**EU-Baumusterprüfbescheinigung**

Prüfergebnis: **Signatur erfolgreich geprüft.**  
- Datei ist nicht verändert.  
- Datei ist mit qualifiziertem Zertifikat gesiegt.

Signierte Datei: [EUB-Beispiel-el\\_Siegel-de\\_sig\\_Revision\\_01.pdf](#)  
Prüfzeitpunkt: 2026-01-22, 19:37:24 UTC  
Prüfdokumentation: [EUB-Beispiel-el\\_Siegel-de\\_sig.pdf\\_Verifikation.pdf](#)

Signaturinformationen

Signierer	Signaturzeitpunkt UTC
Physikalisch-Technische Bundesanstalt	2024-07-02, 12:44:53

Details zum Zertifikat

Siegeltyp  
Fortgeschrittenes elektronisches Siegel gemäß eIDAS-EU-Verordnung Nr. 910/2014

Zertifikatsbeschränkung(en)  
Nur für den dienstlichen Gebrauch

Prüfergebnis: **Signatur erfolgreich geprüft.**  
- Datei ist nicht verändert.  
- Datei ist mit qualifiziertem Zertifikat gesiegt.

Signierte Datei: [428248-AnlageBewertung\\_Revision\\_01.pdf](#)  
Prüfzeitpunkt: 2026-01-24, 08:40:02 UTC  
Prüfdokumentation: [428248-AnlageBewertung.pdf\\_Verifikation.pdf](#)

Signaturinformationen

Signierer	Signaturzeitpunkt
ELMTEC Ingenieurgesellschaft mbH	2026-01-20, 09:...

Details zum Zertifikat

Siegeltyp  
Fortgeschrittenes elektronisches Siegel mit qualifiziertem Zertifikat gemäß eIDAS-EU-Verordnung Nr. 910/2014

Details zur Signatur von "ELMTEC Ingenieurgesellschaft mbH"

**Kalibrierschein / Calibration Certificate**

Prüfergebnis: **Signatur erfolgreich geprüft.**  
- Datei ist nicht verändert.  
- Datei ist mit qualifiziertem Zertifikat gesiegt.

Signierte Datei: [449901:1\\_Revision\\_01.pdf](#)  
Prüfzeitpunkt: 2026-01-22, 19:54:25 UTC  
Prüfdokumentation: [449901:1.pdf\\_Verifikation.pdf](#)

Signaturinformationen

Signierer	Signaturzeitpunkt UTC
ELMTEC Ingenieurgesellschaft mbH	2026-01-21, 10:22:27

Details zum Zertifikat

Siegeltyp  
Fortgeschrittenes elektronisches Siegel mit qualifiziertem Zertifikat gemäß eIDAS-EU-Verordnung Nr. 910/2014

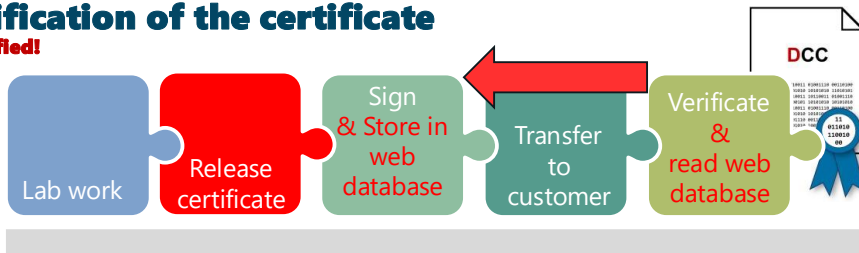
Zusätzliche Informationen  
Attestation by a conformity assessment body (CAB) as defined in clause 7.3 of ISO/IEC 17000 that the object of a conformity assessment as defined in clause 4.2 of ISO/IEC 17000 meets certain specified or expected requirements as defined in clause 5.1 of ISO/IEC 17000, in particular the digital sealing of result reports ("statements of conformity")



There is no need to use personal certificates – here used: Seal ID, 1.2026 Nr. 15

## Verification of the certificate

Simplified!



Check for latest revision:

KALIBRIERUNG GERÄTEVERKAUF SERVICE QUALITÄT

### ZERTIFIKATSPRÜFUNG

VARIANTE 1: ZERTIFIKATSNUMMER UND AUSGABEDATUM

Zertifikatsnummer:

Ausgabedatum:

VARIANTE 2: UUID DES ZERTIFIKATS

UUID:



Nr. 16

## Revising and DCC validity

Web-Verifikation – API

**DCC**

```

1 {
2   "number": "98763",
3   "issueDate": "31.12.2025",
4   "uuid": "f6e35178-9245-4ef1-a943-284dd61e2a86",
5   "hashOrder": "xyz"
6 }
    
```

database

```

1 {
2   "number": "98762",
3   "issueDate": "01.01.2026",
4   "uuid": "f6e35178-9245-4ef1-a943-284dd61e2a84",
5   "replaceUUID": "f6e35178-9245-4ef1-a943-284dd61e2a86",
6   "hashOrder": "xyz2"
7 }
    
```

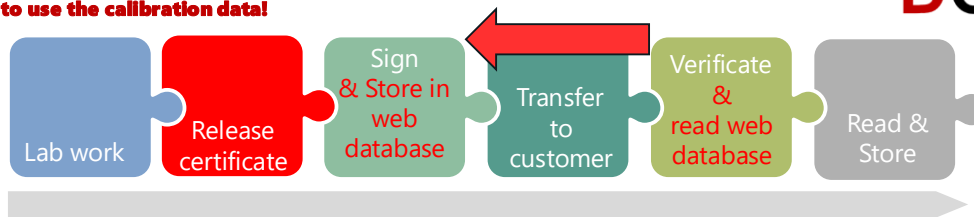
Write with passphrase only  
Reading without passphrase

valid entry gives „VALID“ & HASH  
invalid entry gives „INVALID“  
in case of replace find „REPLACE“ and new UUID

## Verification of the certificate

Ready to use the calibration data!

**DCC**



### Verified:

- Yes, unchanged digital calibration certificate,
- Yes, latest revision.

## Summary

### As presented

- Based on the workflow of a calibration certificate
- A web based revision validation system for (digital) calibration certificates
- Benefits for the user of the certificate, enables full power using a DCC

### Next steps?

- Preparing all data as demonstrator
- Publishing the demonstrator
- See <https://www.ptb.de/dcc2ind/home> in Q2/Q3 2026
- Find the demonstrator for the implementation in your lab as download

### More details about the project DCC2Ind:

- See talk #032, presented by Wiebke Heeren.

# DCC



DATipilot

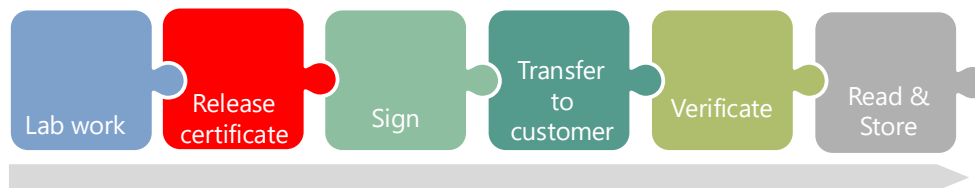
#032 W. Heeren  
*DCC to Industry -  
Processes in a Practical  
Use-Case*

24.02.2026 Nr. 19

**ELMTEC**  
Ingenieurgesellschaft mbH

## Workflow of a calibration certificate

**Simplified!**



# DCC

### General workflow:

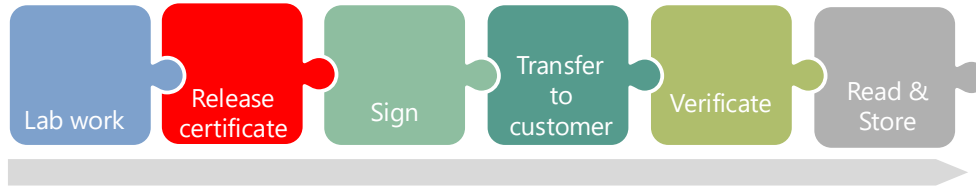
- Works for Paper / PDF / digital certificate
- Works for the initial issued certificate

**ELMTEC**  
Ingenieurgesellschaft mbH

Nr. 9

**Workflow of a calibration certificate**  
**Simplified!**

**DCC**

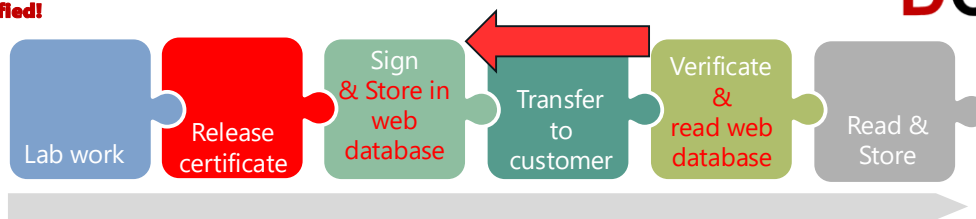


**Does a revision reach the user?**

- Maybe not.

**Workflow of a calibration certificate**  
**Simplified!**

**DCC**



**Does a revision reach the user?**

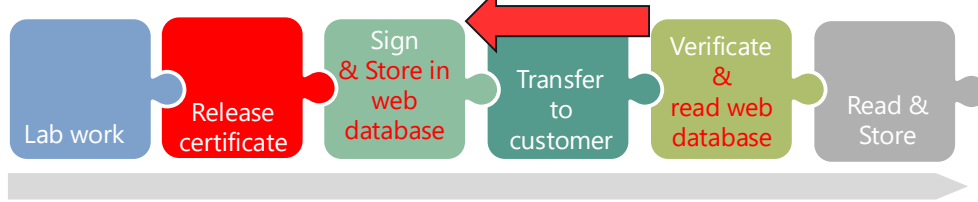
- Yes, if a database is available for the user and user enters certificate data on a website.

*Not required  
by ISO/IEC  
17025!*

## Workflow of a calibration certificate

**Simplified!**

**DCC**



### Does a revision reach the user?

- Yes, automated verification possible with a digital calibration certificate.

Not required  
by ISO/IEC  
17025!

**ELMTEC**  
Ingenieurgesellschaft mbH

Nr. 6

## Web based system

**Concept!**

**DCC**



### Data in the database:

- Identifier of the certificate
- Certificate number
- Date of issue
- SHA-Hash of customers order no
- Identifier of the newer certificate

No personal  
data in the  
database!

**ELMTEC**  
Ingenieurgesellschaft mbH

Nr. 7

## Web based system

### Benefits

- A similar project has been presented in [1] and was extended in some aspects to the presented database as follows:
- each laboratory may implement a separate database so due to data privacy no information must be given to an external provider. This bypasses and avoids potential issues [2] by not using external web services or external (metrology) clouds.
  - the database contains only general information's of the certificate: the certificate number, the unique universal identifier (UUID) of the certificate, the date of issue and a string containing the hashed order number
  - the UUID or the date of issue combined with the certificate number lead to the status of the calibration certificate
  - hashed order number is given back to enable reverse validation of the certificate
  - in case of a revision the UUID of the new revision is added to the entry of the withdrawn calibration certificate and a new entry for the new revision is created.
  - Keep it simple: no blockchain, no complex elements

[1] Hall, Blair (2025): *A service to authenticate documents issued by MSL*, pp. 312 to 317, in: "5th International DCC-Conference 2025-02-25 to 2025-02-27 Proceedings", Braunschweig, Germany, 2025. DOI: 10.7795/810.20250619  
 [2] www.dakks.de (2024): *Amtliche Mitteilung: Keine Nutzungspflicht der Datenbank IAF-CertSearch*, [https://www.dakks.de/de/aktuelle-meldung/amtliche-mitteilung-keine-nutzungspflicht-der-datenbank-iaf-certsearch.html], last accessed: 20.02.2026



15.09.2026 Nr. 8

## Web based system

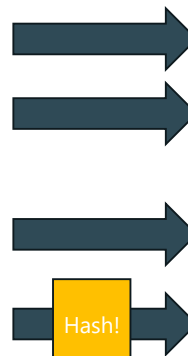
### Data in the database

```
<doc:uniqueIdentifier>88888888-4444-4444-4444-cccccccccc</doc:uniqueIdentifier>
<!--ISO/IEC 17025:2017 7.8.2.1d; UUID version 4 according to ISO/IEC 9834-8:2014-->

<doc:identification refType="basic_certificateNumber">
  <doc:issuer>calibrationLaboratory</doc:issuer>
  <doc:value>1234</doc:value>
  <doc:name>
    <doc:content lang="de">Kalibrierscheinnummer</doc:content>
    <doc:content lang="en">Calibration certificate ID</doc:content>
  </doc:name>
</doc:identification>

<doc:issueDate>YYYY-MM-DD</doc:issueDate>
<!--ISO/IEC 17025:2017 7.8.2.1j-->

<doc:identification refType="basic_orderNumber">
  <doc:issuer>customer</doc:issuer>
  <doc:value>1234-56-78</doc:value>
  <doc:name>
    <doc:content lang="de">Auftrags Nr. des Kunden</doc:content>
    <doc:content lang="en">Order no. of customer</doc:content>
  </doc:name>
</doc:identification>
```



15.09.2026 Nr. 9



[Back to Table of Contents above](#)

## 003 Muhammed-Ali Demir: An example of a DCC compatible sub schema

Presenting author: Muhammed-Ali Demir [1]

Email: [muhammed.demir@ptb.de](mailto:muhammed.demir@ptb.de)

Additional authors:

Oksana Baer [1], [Oksana.baer@ptb.de](mailto:Oksana.baer@ptb.de)

Ingo Busch [1], [Ingo.busch@ptb.de](mailto:Ingo.busch@ptb.de)

Johannes Ledig [1], [johannes.ledig@ptb.de](mailto:johannes.ledig@ptb.de)

Institute:

[1] Physikalisch-Technische Bundesanstalt, Braunschweig, Germany

Keywords: DCC, compatible sub schema, QM

### Abstract

In the 5<sup>th</sup> DCC Conference in 2025 we explained which rules have to be followed in order to generate a DCC sub schema, that would still be compatible with the DCC main schema. Meanwhile quality management representatives of PTB had asked for a sub schema in order to have a stricter schema covering also requirements from internal quality management procedures. This sub schema is dedicated to enable a more uniform appearance of the administrative data, including logos and statements. In this presentation we will give a practical example for such a DCC sub schema.

### Presentation #003 of Muhammed-Ali Demir



# An example of a compatible sub schema

## Reducing complexity with a sub schema

Oksana Baer, WG 1.24

Ingo Busch, 5.23

Muhammed-Ali Demir, WG 1.24

Johannes Ledig, WG 4.12



## Motivation

---

- Presentation at the 6<sup>th</sup> DCC Conference:  
Compatible sub schemata of the DCC Schema
- Content: 9 rules that make it possible to create a DCC sub schema compatible with the main DCC schema

## Introduction

---

- PTB has released an internal DCC Template for its departments by end of 2025
- The PTB Template covers mainly Administrative Data of DCCs in a first step
- During development of this template, there were requirements that can be solved with a sub schema
- In the following we will look exemplarily at 7 requirements and propose a solution with a sub schema compatible to the DCC main schema



## Obligatory statements

- Requirement: every DCC has to contain at least **one statement** (ISO 17025 7.8.2.1 I)
- Solution: dcc:statements has to be obligatory in dcc:administrativeData



## Obligatory statements

```
<xs:complexType name="administrativeDataType">
  <xs:annotation>
    <xs:documentation>
      Contains all essential administrative information about the calibration.
      The entries in this section are regulated and essentially identical for all DCCs.
    </xs:documentation>
  </xs:annotation>
  <xs:all>
    <xs:element name="dccSoftware" type="dcc:softwareListType"/>
    <xs:element name="refTypeDefinitions" type="dcc:refTypeDefinitionListType" minOccurs="0"/>
    <xs:element name="coreData" type="dcc:coreDataType"/>
    <xs:element name="items" type="dcc:itemListType"/>
    <xs:element name="calibrationLaboratory" type="dcc:calibrationLaboratoryType"/>
    <xs:element name="respPersons" type="dcc:respPersonListType"/>
    <xs:element name="customer" type="dcc:contactType"/>
    - <xs:element name="statements" type="dcc:statementListType" minOccurs="0"/>
    + <xs:element name="statements" type="dcc:statementListType"/>
  </xs:all>
</xs:complexType>
```

Main schema  
Subschema

## Obligatory issue date

- Requirement: every DCC has to have an issue date (ISO 17025 7.8.2.1 j)
- Solution: dcc:issueDate has to be obligatory in dcc:coreData



## Obligatory issue date

```
<xs:complexType name="coreDataType">
  <xs:annotation>
    <xs:documentation>
      Metadata of the DCC, containing the unique identifier and other identifications.
    </xs:documentation>
  </xs:annotation>
  <xs:sequence>
    <xs:element name="countryCodeISO3166_1" type="dcc:stringISO3166Type"/>
    <xs:element name="usedLangCodeISO639_1" type="dcc:stringISO639Type" maxOccurs="unbounded"/>
    <xs:element name="mandatoryLangCodeISO639_1" type="dcc:stringISO639Type" maxOccurs="unbounded"/>
    <xs:element name="uniqueIdentifier" type="dcc:notEmptyStringType"/>
    <xs:element name="identifications" type="dcc:identificationListType" minOccurs="0"/>
    <xs:element name="receiptDate" type="xs:date" minOccurs="0"/>
    <xs:element name="beginPerformanceDate" type="xs:date"/>
    <xs:element name="endPerformanceDate" type="xs:date"/>
    <xs:element name="performanceLocation" type="dcc:performanceLocationType"/>
    - <xs:element name="issueDate" type="xs:date" minOccurs="0"/>
    + <xs:element name="issueDate" type="xs:date"/>
    ...
  </xs:sequence>
</xs:complexType>
```

Main schema  
Subschema

## No amended in dcc:typeOfChange

- Requirement: “amended” should not be useable in dcc:typeOfChange (ISO 17025 7.8.8.2)
- Solution: remove enumeration from dcc:typeOfChange



## No amended in dcc:typeOfChange

```
<xs:complexType name="reportAmendedSubstitutedType">
  <xs:annotation>
    <xs:documentation>
      Information about the replaced DCC and the reason for the replacement, used :
    </xs:documentation>
  </xs:annotation>
  <xs:sequence>
    <xs:element name="typeOfChange">
      <xs:simpleType>
        <xs:restriction base="xs:string">
          - <xs:enumeration value="amended"/>
            <xs:enumeration value="substituted"/>
          </xs:restriction>
        </xs:simpleType>
      </xs:element>
      <xs:element name="replacedUniqueIdentifier" type="dcc:notEmptyStringType"/>
    </xs:sequence>
    <xs:attribute name="id" type="xs:ID" use="optional"/>
    <xs:attribute name="refId" type="xs:IDREFS" use="optional"/>
    <xs:attribute name="refType" type="dcc:refTypesType" use="optional"/>
  </xs:complexType>
```

Main schema

## Obligatory description in item

- Requirement: obligatory description of items (ISO 17025 7.8.2.1 g)
- Solution: dcc:description has to obligatory in dcc:item



## Obligatory description in item

```
<xs:complexType name="itemType">
  <xs:annotation>
    <xs:documentation>
      Item that is calibrated in this DCC.
    </xs:documentation>
  </xs:annotation>
  <xs:sequence>
    <xs:element name="name" type="dcc:textType"/>
    <xs:element name="equipmentClass" type="dcc:equipmentClassType" minOccurs="0" maxOccurs="un
- <xs:element name="description" type="dcc:richContentType" minOccurs="0"/>
+ <xs:element name="description" type="dcc:richContentType"/>
    <xs:element name="owner" type="dcc:contactType" minOccurs="0"/>
    <xs:element name="installedSoftwares" type="dcc:softwareListType" minOccurs="0"/>
    <xs:element name="manufacturen" type="dcc:contactNotStrictType" minOccurs="0"/>
    <xs:element name="model" type="dcc:notEmptyStringType" minOccurs="0"/>
    <xs:element name="identifications" type="dcc:identificationListType"/>
    <xs:element name="itemQuantities" type="dcc:itemQuantityListType" minOccurs="0"/>
    <xs:element name="subItems" type="dcc:itemListType" minOccurs="0"/>
  </xs:sequence>
  <xs:attribute name="id" type="xs:ID" use="optional"/>
  <xs:attribute name="refId" type="xs:IDREFS" use="optional"/>
  <xs:attribute name="refType" type="dcc:refTypesType" use="optional"/>
</xs:complexType>
```

Main schema  
Subschema

## Obligatory cryptElectronicSeal

- Requirement: Obligatory dcc:cryptElectronicSeal in dcc:calibrationLaboratory (PTB DCCs are recommended to be sealed by PTB)
- Solution: dcc:cryptElectronicSeal must be obligatory in dcc:calibrationLaboratoryType
- A non-sealed DCC is inconsistent regarding the sealed=true and sub-schema and thus clearly identified as a draft, a PTB DCC that is not sealed requires adopting template content



## Obligatory cryptElectronicSeal

```
<xs:complexType name="calibrationLaboratoryType">
  <xs:annotation>
    <xs:documentation>
      Information about the calibration laboratory.
    </xs:documentation>
  </xs:annotation>
  <xs:sequence>
    <xs:element name="calibrationLaboratoryCode" type="dcc:notEmptyStringType" minOccurs="0"/>
    <xs:element name="contact" type="dcc:contactType"/>
    - <xs:element name="cryptElectronicSeal" type="xs:boolean" minOccurs="0"/>
    + <xs:element name="cryptElectronicSeal" type="xs:boolean"/>
    <xs:element name="cryptElectronicSignature" type="xs:boolean" minOccurs="0"/>
    <xs:element name="cryptElectronicTimeStamp" type="xs:boolean" minOccurs="0"/>
  </xs:sequence>
</xs:complexType>
```

Main schema  
Subschema

## Obligatory eMail in contactType

- Requirement: obligatory eMail as contact information
- Solution: dcc:eMail must be obligatory in dcc:contact
- Caution: applies to dcc:customer, dcc:owner, dcc:calibrationLaboratory and dcc:respAuthority



## Obligatory eMail in contactType

```
<xs:complexType name="contactType">
  <xs:sequence>
    <xs:element name="name" type="dcc:textType"/>
    - <xs:element name="eMail" type="dcc:notEmptyStringType" minOccurs="0"/>
    + <xs:element name="eMail" type="dcc:notEmptyStringType"/>
    <xs:element name="phone" type="dcc:notEmptyStringType" minOccurs="0"/>
    <xs:element name="fax" type="dcc:notEmptyStringType" minOccurs="0"/>
    <xs:element name="link" type="xs:anyURI" minOccurs="0"/>
    <xs:element name="location" type="dcc:locationType"/>
    <xs:element name="descriptionData" type="dcc:byteDataType" minOccurs="0"/>
  </xs:sequence>
  <xs:attribute name="id" type="xs:ID" use="optional"/>
  <xs:attribute name="refId" type="xs:IDREFS" use="optional"/>
  <xs:attribute name="refType" type="dcc:refTypesType" use="optional"/>
</xs:complexType>
```

Main schema  
Subschema

## Sequence in administrative data

- Requirement: fixed sequence in dcc:administrativeData (increased usability and uniformity)
- Solution: change dcc:administrativeData from xs:all to xs:sequence



## Sequence in administrative data

```

<xs:complexType name="administrativeDataType">
  <xs:annotation>
    <xs:documentation>
      Contains all essential administrative information about the calibration.
      The entries in this section are regulated and essentially identical for all DCCs.
    </xs:documentation>
  </xs:annotation>
  - <xs:all>
  + <xs:sequence>
    <xs:element name="dccSoftware" type="dcc:softwareListType"/>
    <xs:element name="refTypeDefinitions" type="dcc:refTypeDefinitionListType" minOccurs="0"/>
    <xs:element name="coreData" type="dcc:coreDataType"/>
    <xs:element name="items" type="dcc:itemListType"/>
    <xs:element name="calibrationLaboratory" type="dcc:calibrationLaboratoryType"/>
    <xs:element name="respPersons" type="dcc:respPersonListType"/>
    <xs:element name="customer" type="dcc:contactType"/>
    <xs:element name="statements" type="dcc:statementListType"/>
  - </xs:all>
  + </xs:sequence>
</xs:complexType>

```

Main schema  
Subschema

Main schema  
Subschema

## Conclusions

---

- A DCC which fulfils the sub schema created in the previous steps is automatically also valid regarding the main DCC XML schema
- The resulting sub schema



dcc\_v3.3.0\_SubPTB.xsd

- However the sub schemata is only one way, the requirements can also be fulfilled with Schematron validation

	<b>Physikalisch-Technische Bundesanstalt</b> <b>Braunschweig and Berlin</b> Bundesallee 100 38116 Braunschweig Muhammed-Ali Demir Phone: +49 531 592-1241 E-Mail: <a href="mailto:muhammed.demir@ptb.de">muhammed.demir@ptb.de</a> <a href="http://www.ptb.de">www.ptb.de</a>
	
	
	From: 02/26

## Appendix: How to use a local schema

---

- Save the sub schema on your harrdisk e.g.: C:\temp
- Create a new DCC XML file or copy an existing DCC XML file into the same directory

```
<dcc:digitalCalibrationCertificate
  xmlns:xsi="http://www.w3.org/2001/XMLSchema-instance"
  xmlns:dcc="https://ptb.de/dcc"
  xmlns:si="https://ptb.de/si"
-  xsi:schemaLocation="https://ptb.de/dcc https://ptb.de/dcc/v3.3.0/dcc.xsd"
+  xsi:schemaLocation="https://ptb.de/dcc file://C:/Temp/dcc_v3.3.0_SubPTB.xsd"
  schemaVersion="3.3.0">
```

- Now you can validate the DCC XML against the sub schema

[Back to Table of Contents above](#)

## 004 Peter Blattner: Swiss Quality Infrastructure: Digitalization of the Traceability

Author: Peter Blattner [1] [peter.blattner@metas.ch](mailto:peter.blattner@metas.ch)

Additional Author(s):

Christian Müller-Schöll [2] [christian.mueller-schoell@mt.com](mailto:christian.mueller-schoell@mt.com)

Institute:

[1] METAS Metrology Institute CHE

[2] Mettler-Toledo International Inc.

Keywords: Traceability, ISO/IEC 17025, quality infrastructure

### Abstract

Digital transformation increasingly affects the quality infrastructure and the way metrological traceability is established, communicated, and trusted. However, stakeholders such as national metrology institutes, calibration and testing laboratories, accreditation bodies, and industry often use different definitions of the term “traceability”. This can lead to misunderstandings and inefficient processes. This contribution reports on a multi-stakeholder co-creation workshop organized by METAS on the digitalization of metrological traceability. It followed earlier workshops related to the digitalization of the Swiss Quality Infrastructure [1]. The workshop brought together representatives from metrology, accreditation, industry, and standardization to jointly explore conceptually and practically different aspects of traceability. One key outcome was the shared understanding that traceability is defined differently in standards such as ISO 9000 and the VIM which is referenced by ISO/IEC 17025, and that this plurality can cause confusion in practice. Participants agreed that metrological traceability is not mainly a document-based concept, but rather a functional relationship between input parameters and measurement results. Furthermore, the definition of metrological traceability includes requirements on documentation, and thus on the calibration and measurement processes themselves. In this context, calibration certificates were recognized as *partial* carriers of traceability information, but not as the sole element to constitute metrological traceability itself.

A second important outcome concerned trust models. Participants identified that digitalization would need a shift from implicit trust, based on institutional frameworks, accreditation, and human expertise, towards explicit and machine-actionable trust enabled by digital evidence and verifiable claims. This shift would need a fundamental change in respect to assessing the competence of people and systems. Digital capabilities such as structured data, persistent identifiers, explicit linking, and governance mechanisms were challenging to understand for non-experts but were seen as essential for scalable and reliable digital traceability.

The workshop also showed some interest in model-based approaches to metrological traceability, exemplified by METAS UncLib [2], and articulated the expectation that National Metrology Institutes should involve stakeholders in the development of digital traceability solutions. In addition, it also became clear that the scaling factor at the top of the metrological pyramid is very small and therefore the business model is not obvious, as the major pain point is not directly the metrological traceability but rather everything surrounding it including the assessment of people's competence. The results indicate that the digitalization of metrological traceability is not only a technical task, but also a conceptual and socio-technical transformation that requires shared understanding, new trust concepts, and participatory development within the quality infrastructure.

References:

- [1] Blattner, Peter; De Feo, Oscar; Assi, Fabiano (2025): *Swiss Quality Infrastructure in Transition*, in: IMEKO TC-6 M4DConf 2025, Benevento, Italy, September 3-5, 2025
- [2] Zeier, Markus et al. VNA Tools - A Metrology Software Supporting the Digital Traceability Chain, *Metrology*, 2025, 5(4), 72; <https://doi.org/10.3390/metrology5040072>

[Back to Table of Contents above](#)

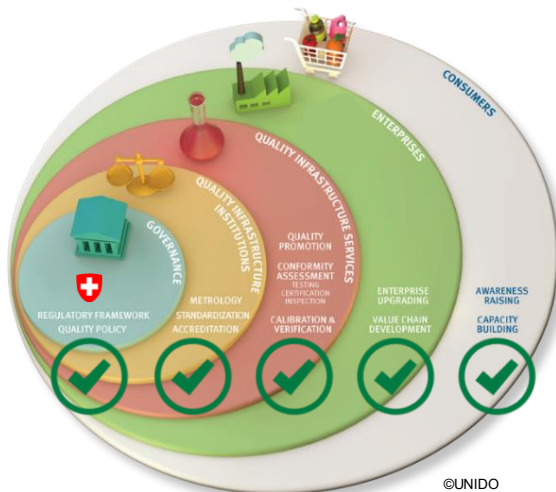
## Presentation #004 of Peter Blattner



### Swiss Quality Infrastructure: Digitalization of the Traceability

Peter Blattner (METAS) & Christian Müller -Schöll (Mettler-Toledo Int. Inc.)  
2026-02-24

### Serie of Workshops of the Swiss QI



Swiss Quality Infrastructure: Digitalization of the Traceability

©UNIDO

#### Regulator

- State Secretariat for Economic Affairs SECO

#### Institutions

- METAS
- SNV, CES
- SAS

#### Services

- METAS cert
- Testing Labs
- Certification bodies

Initiated by  
INB NK 195  
(Swiss mirror committee  
of ISO CASCO)

#### Enterprise

- Company 1, 2, 3,...

#### Consumers





- Consumer Organizations

2026-02-24

2

## Workshop 2: Pain points (extract)



-  • **Media discontinuities** – paper ↔ PDF ↔ manual re-entry between LIMS/QMS/ERP
-  • **Provenance & traceability** – end-to-end lineage of who/what/when (incl. instruments, versions, SI units) is incomplete or inconsistent
-  • **Data comparability & consistency** – heterogeneous methods/units/uncertainty budgets make results hard to compare across labs
-  • **Big-data handling** – volume/velocity/variety/veracity challenges for high-frequency or multi-site measurement data
-  • **Verifiability of claims** – conformity claims and data origins are not easily checkable by machines
-  • **Machine-readable artifacts** – certificates, test reports, standards, and methods are PDFs; lack of structured, semantic data
-  • **Digital calibration processes & certificates** – fragmented approaches; limited adoption of fully digital, verifiable calibration/test certificates

Swiss Quality Infrastructure: Digitalization of the Traceability

2026-02-24

3

## Major Outcomes from Workshop 1 and 2



### Technological Needs

- QI Data Spaces
- Digitalization of the calibration process/traceability, Digital Certificate
- IoT and Big Data
- Smart Standard

### Common ground

- Business Cases and Value Propositions
- Establishment of seed funding mechanisms for prototyping of digital QI tools
- Exchange and alignment with international initiatives

Blattner, Peter; De Feo, Oscar; Assi, Fabiano (2025): *Swiss Quality Infrastructure in Transition*, in: IMEKO TC-6 M4DConf 2025, Benevento, Italy, September 3-5, 2025

2026-02-24

4

## Workshop 3: Data Privacy by Design

Suppose your daughter or son would like to buy alcohol in a shop. Does the seller need to know their date of birth?



A "paper" document carries too much information for the seller because it includes details that are not relevant to the "transaction".

A digital ID allows for data privacy by design.

Swiss Quality Infrastructure: Digitalization of the Traceability

Documents in the QI
Calibration Certificate
Certificate of Approval / Type-Approval Certificate
Certificate of Conformity (CoC)
Accreditation Scope Statement
CMC Declaration (Calibration & Measurement Capabilities)
Standards & Technical Reports
Laws & Regulations (machine-readable catalog)
Audit Report / Nonconformity Record
Annual Assurance Report (e.g., lab or CAB)
Technical Records

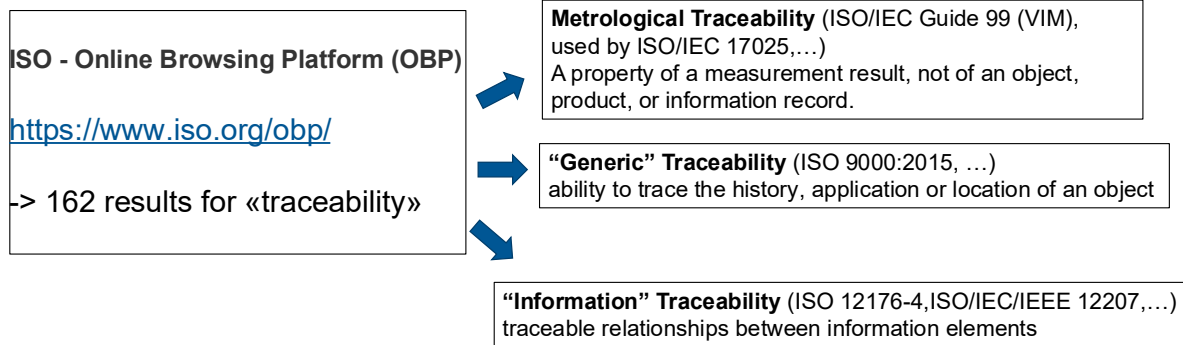
## Workshop 4: Digital Traceability

Swiss Quality Infrastructure: Digitalization of the Traceability

2026-02-24

6

## traceability is a polysemy!



**It is a source of confusion, particularly since most companies are more familiar with the ISO 9000 definition than with the ISO/IEC Guide 99 (VIM).**

## metrological traceability: functional relationship

### metrological traceability (ISO/IEC Guide 99:2007(en), 2.41)

property of a measurement result whereby the result can be related to a reference through a **documented unbroken chain of calibrations**, each contributing to the **measurement uncertainty**

### measurement uncertainty (ISO/IEC Guide 99:2007(en), 2.26)

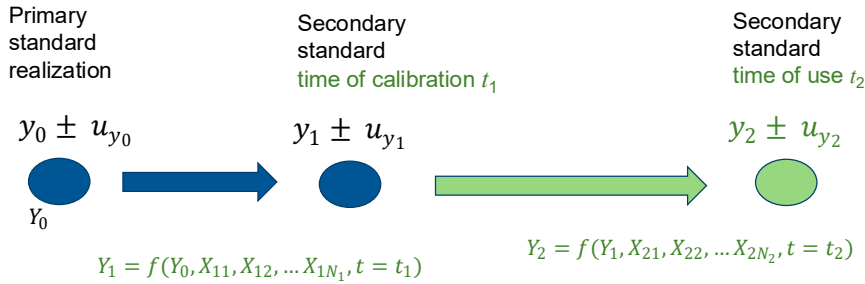
non-negative parameter characterizing the dispersion of the quantity values being attributed to a measurand, based on the information used

The evaluation of measurement uncertainty requires typically a **functional relationship** (“Measurement Functions”) between input quantities  $Y_0, X_1, X_2, \dots, X_N$  and the output quantity  $Y$

Swiss Quality Infrastructure: Digitaliz

$$Y = f(X_1, X_2, \dots, X_N)$$

## Maintaining metrological traceability



ISO/IEC 17025:2017 (6.5.1):  
The laboratory shall **establish and maintain**  
metrological traceability of its measurement results

## Functional relationships can be made “machine-actionable”



### METAS UncLib Objects (introduced in 2009)

Metrological Traceability

GUID

Jacobi

```
<?xml version="1.0" encoding="utf-16"?>
<UncNumber xmlns:xsi="http://www.w3.org/2001/XMLSchema-instance"
xmlns:xsd="http://www.w3.org/2001/XMLSchema">
  <Value>6</Value>
  <Dependencies>
    <DependsOn>
      <Input>
        <Id>C1-D8-58-4B-B5-C5-43-A0-BD-A1-66-CD-73-76-4C-06</Id>
        <Description>r</Description>
        <Distribution xsi:type="Normal">
          <mu>3</mu>
          <sigma>0.28</sigma>
        </Distribution>
      </Input>
      <Jacobi>3.5</Jacobi>
    </DependsOn>
    ...
    <Jacobi>1.5</Jacobi>
  </Dependencies>
</UncNumber>
```

GUM Tree Calculator  
<https://github.com/MSLNZ/GTC>  
Blair Hall (2004)  
DOI: [10.1142/9789812702647\\_0017](https://doi.org/10.1142/9789812702647_0017)

Example: VNA Tools

<https://www.metas.ch/unclib>  
<https://github.com/metas-ch/metas-unclib-python-wrapper>  
-> Presentation #025



## «Reject metrological traceability claims»

Exercise – in teams



Assume you are a sceptical auditor.  
Your task is to be creative and find reasons why you would reject a traceability claim.

### Each team

- Write down as many reasons to reject traceability as you can.  
One reason per small sticker.
- For each reason add the consulted evidences (“data of issue of the Calibration Certificate”) on a separate sticker (one for each)

Swiss Quality Infrastructure: Digitalization of the Traceability

2026-02-24

11

## Reject metrological traceability claims Feedbacks from the teams



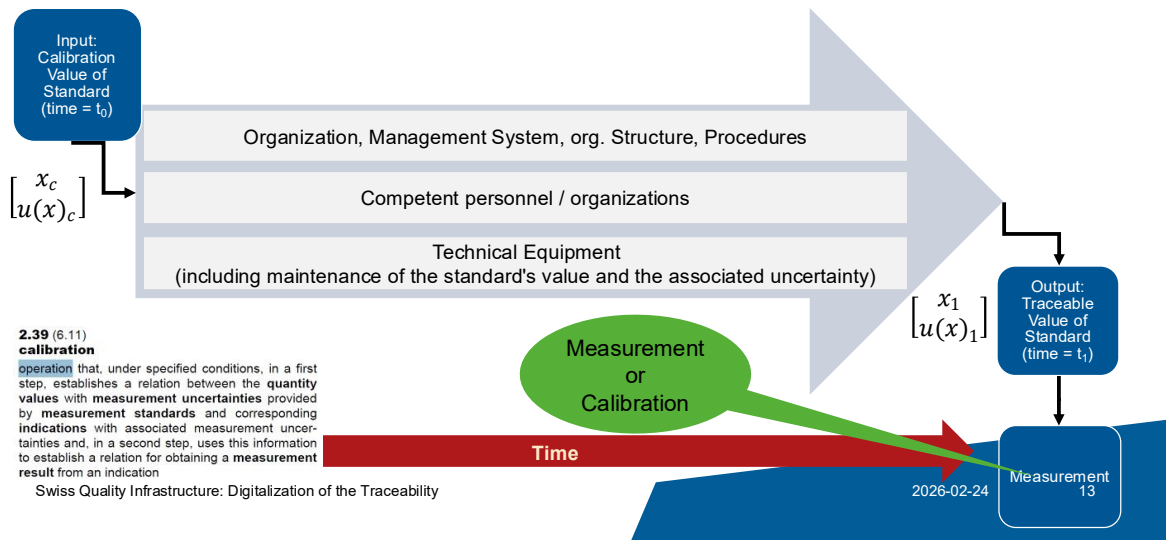
- Reference not traceable to SI
- Missing calibration certificate
- No uncertainty statements
- Training records of operator missing
- Conditions for calibration not suitable
- Used outside validated range
- No serial number / unique ID
- Subcontracting not declared
- Accreditation of service provider expired at time of calibration
- No validated procedures
- Competence of organization not proved
- Process not correctly described
- Functional relationship undocumented

Swiss Quality Infrastructure: Digitalization of the Traceability

2026-02-24

12

# Metrological traceability requires a process



# Evidences used to show traceability



- Calibrations Certificates
    - Date
    - Object
    - Results incl. Uncertainty
    - Conditions
    - ...
  - Technical Records
    - Uncertainty budget ●
    - Raw data & evaluated data
    - Instruments & calibration status (and related documents)
    - Description Procedures
    - Validation & Verifications
    - ...
  - Competence
    - Training records ●
    - Witnessing
  - Risk analysis ●
- Major Pain Points

Swiss Quality Infrastructure: Digitalization of the Traceability

2026-02-24

14

## Follow-up exercise: Which digital capabilities are necessary to relieve these pain points ?


1. Structured, machine-readable data
2. Persistent identifiers
3. Explicit linking between objects
4. Explicit uncertainty representation
5. Machine-verifiable claims
6. Strong digital identity and integrity
7. Time-aware validity and lifecycle
8. Versioning and immutability
9. System-to-system access (APIs)
10. Selective disclosure (privacy by design)
11. Governance and policy enforcement



“digitalization of competence”?  
change of trust model

## Conclusions

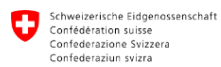
- “traceability” is a polysemy -> to avoid confusion state “metrological traceability” if applicable
- *metrological traceability* requires a process, not just a calibration value (i.e. a calibration certificate is only a *partial carrier*)
- functional relationships can be machine-actionable (METAS UncLib Objects, GUM Tree Calculator,...)
- Challenges: How to make other aspects of traceability machine-actionable (“proof of competence”, ...)? What is the value proposition?



**Thank you for your  
attention**

[peter.blattner@metas.ch](mailto:peter.blattner@metas.ch)

[Christian.Mueller-Schoell@mt.com](mailto:Christian.Mueller-Schoell@mt.com)



Eidgenössisches Institut für Metrologie METAS



[Back to Table of Contents above](#)

## 005 Praiya Thongluang: Measurement Capability Modeling and SI-Compliant Unit Representation for Digital Calibration Certificates

Presenting author: Praiya Thongluang [1]

Email: [praiyat@nimt.or.th](mailto:praiyat@nimt.or.th)

Additional authors:

- Jariya Buajareern [jariya@nimt.or.th](mailto:jariya@nimt.or.th)
- Narin Chanthawong [narin@nimt.or.th](mailto:narin@nimt.or.th)
- Technical contact: [praiyat@nimt.or.th](mailto:praiyat@nimt.or.th)

Institute:

[1] National Institute of Metrology (Thailand)

Keywords: Digital Calibration Certificate (DCC), Calibration and Measurement Capabilities (CMC), Accreditation Scope Database, SI Digital Framework

### Abstract

The Digital Calibration Certificate (DCC) Web Portal of the National Institute of Metrology (Thailand) (NIMT) originally supported automatic certificate type selection, DCC generation in PDF/A-3 format, and XML schema and digital signature validation. However, measurement capability was not explicitly represented in a structured, machine-interpretable manner. This paper presents enhanced DCC architecture based on measurement capability modelling, consistent with the concept of Calibration and Measurement Capabilities (CMC) used in accreditation and mutual recognition frameworks. The main contribution is the design and implementation of a CMC Database and an associated Scope of Accreditation Database, derived from authoritative accreditation body information. These databases provide a formal digital representation of laboratory measurement capabilities, including measurement ranges, units, and accreditation status, enabling consistent and capability-based classification of DCC types. Three DCC generation scenarios demonstrate the approach: (1) calibration services accredited by an ILAC MRA signatory accreditation body, represented by the Thai Industrial Standards Institute (TISI); (2) services covered under the CIPM Mutual Recognition Arrangement (CIPM MRA); and (3) non-accredited calibration services. The scenarios show how DCC generation workflows adapt dynamically according to recognized measurement capability and institutional trust level. The measurement capability model focuses on scope modelling and SI-compliant unit representation. Measurement scopes are expressed as intervalbased numerical ranges defining the valid domain of a laboratory's capability and enabling machine-readable evaluation of calibration results. Scope information is digitally linked to accreditation data using structured JSON representations. Unit representation follows the SI Digital Framework published by the BIPM, with SI prefixes, base units, and exponents treated as separate semantic components to ensure unambiguous and standardized unit encoding. Overall, the proposed framework advances DCC generation from document-centric digitalization toward capability-driven digital metrology, strengthening interoperability, traceability, and digital trust in alignment with international DCC, CMC, and SI digitalization initiatives.

References:

- [1] Bureau International des Poids et Mesures (2025): Digital transformation and the SI Digital Framework, <https://www.bipm.org/en/digital-transformation>, last accessed: 25.01.2026.
- [2] Chalk, S.J., Coppa, D.N., Flamenco, F., Forbes, A., Hall, B.D., Hanisch, R.J., Hosaka, K., Hutzschenreuter, D., Park, J.S., White, R.M., 2021. International development of the

SI in FAIR digital data. Measurement: Sensors 18, 100293.

[Back to Table of Contents above](#)

## [Presentation #005 of Praiya Thongluang](#)

**DIGITAL** National Institute of Metrology (Thailand)  
transformation center

Feb 24-26, 2026

# MEASUREMENT CAPABILITY MODELING AND SI-COMPLIANT UNIT

## REPRESENTATION FOR DIGITAL CALIBRATION CERTIFICATE

Presented by: Praiya Thongluang 6th DCC International Conference

© 2026 National Institute of Metrology (Thailand)

**DIGITAL** National Institute of Metrology (Thailand)  
transformation center

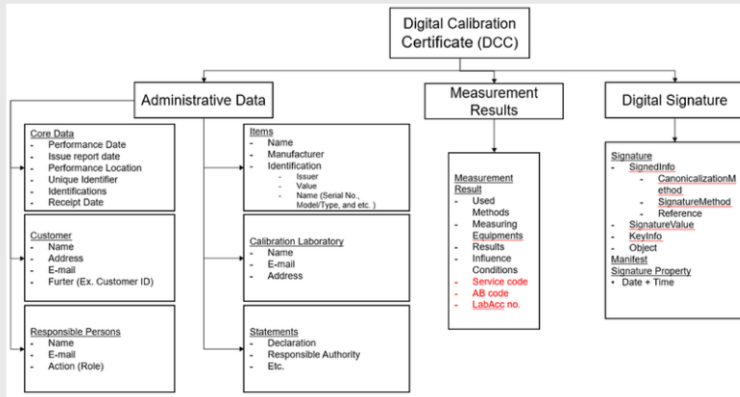
# TABLE OF CONTENT

- [NIMT DCC SCHEMA VERSION 1.1](#)
- [RECAP OUR SERVICE](#)
- [TYPE CLASSIFICATION](#)
- [CASE STUDY](#)

© 2026 National Institute of Metrology (Thailand)



# NIMT's XML Schema



- Announcement NIMT DCC Schema version 1.1 based on PTB XML DCC v.3.2.1 with some modification.
- Publish Schema Repository in ETDA website for reference in Thailand.



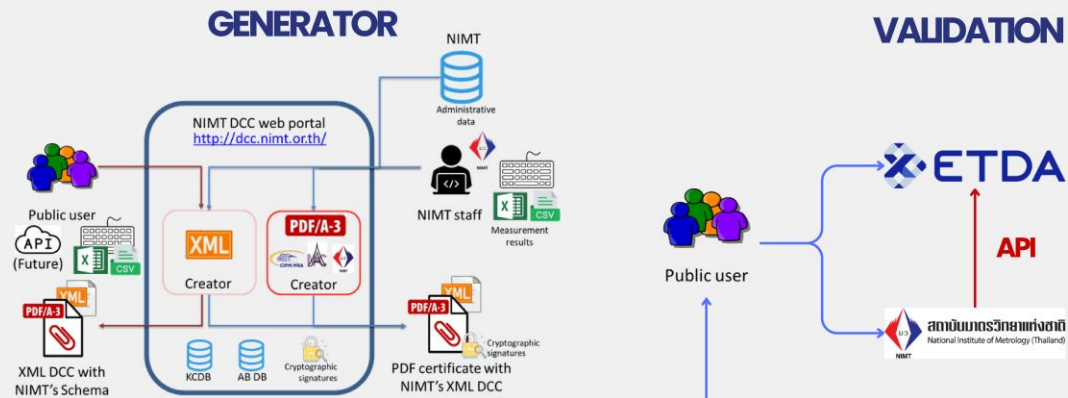
Electronic Transactions Development Agency

3

© 2026 National Institute of Metrology (Thailand)



# RECAP OUR SERVICE



© 2026 National Institute of Metrology (Thailand)

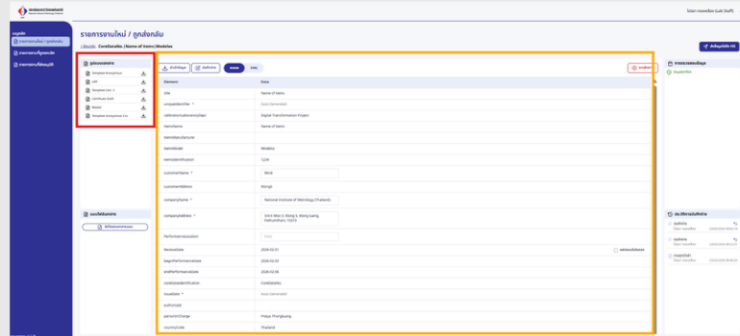


# DCC WEB PORTAL

## Log in

- NIMT staff can log in using their existing NIMT account, which is the same account used for other NIMT systems.

## Template for downloading



Most of the administrative data is received from the customer service platform.

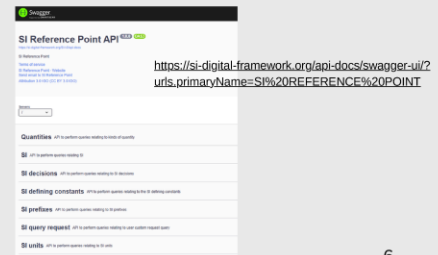
5

© 2026 National Institute of Metrology (Thailand)



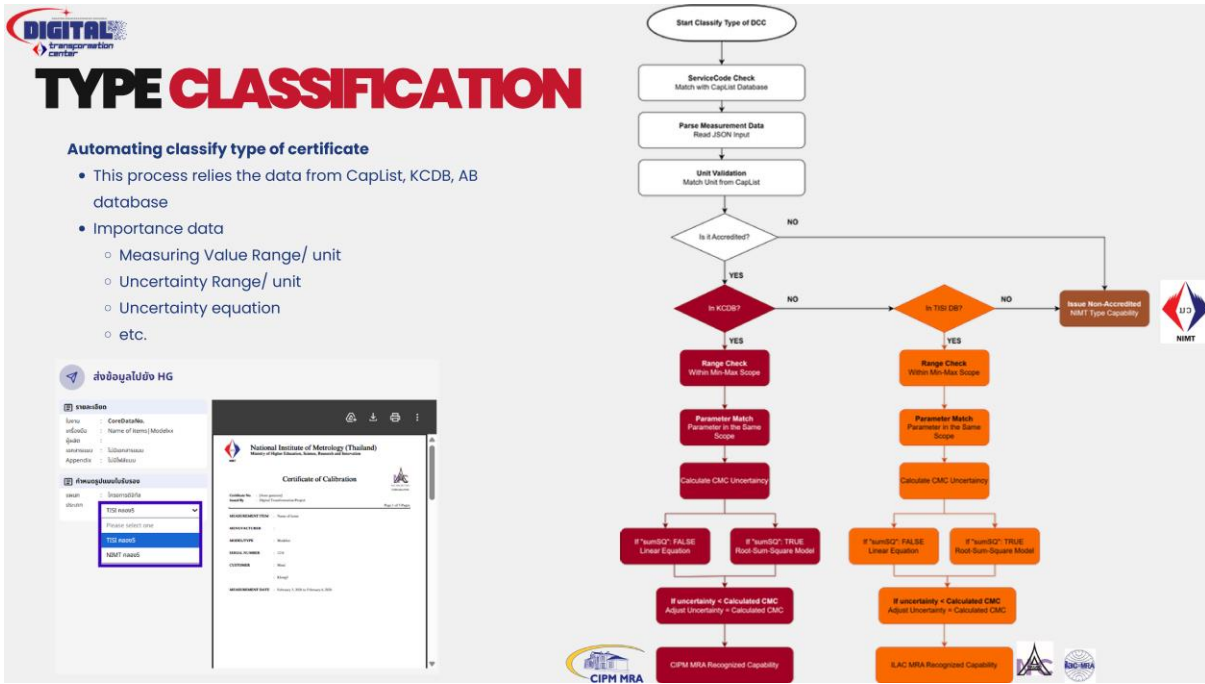
## Unit Expression

- Default unit display from CapList database
- Design into 3 boxes
  - prefix
  - unit
  - exponent
- Can display in term of symbol



6

© 2026 National Institute of Metrology (Thailand)



## DIGITAL TYPE CLASSIFICATION

Testcase 1-1

Gauge block  
newservice code: 01-020201-002-01-1-1

Caplist  
dx ID: DX-0078

TISI  
KCDB CMC ID: APMP-LTH-00000D3R-1

Newservice Code	Measurement Method	Measurement Unit	Measured Value	Reference Value	Meas. Unc. (U)	Meas. Model	Meas. Type	Meas. Date
01-020201-002-01-1-1	G1	mm	100	100	0.000045	Linear	SI	2025-02-26

Result: NIMT TISI KCDB

Nominal = 100 mm    43.60 nm    43.60 nm  
 Reference = 100 mm  
 Measuring = 100.000032 mm  
 U = 0.000045 mm

System decision: KCDB template

Report uncertainty: Uncertainty = 0.000045 mm

Testcase 1-2

Gauge block  
newservice code: 01-020201-002-01-1-1

Caplist  
dx ID: DX-0078

TISI  
KCDB CMC ID: APMP-LTH-00000D3R-1

Newservice Code	Measurement Method	Measurement Unit	Measured Value	Reference Value	Meas. Unc. (U)	Meas. Model	Meas. Type	Meas. Date
01-020201-002-01-1-1	G1	mm	150	150	0.000045	Linear	SI	2025-02-26

Result: NIMT TISI KCDB

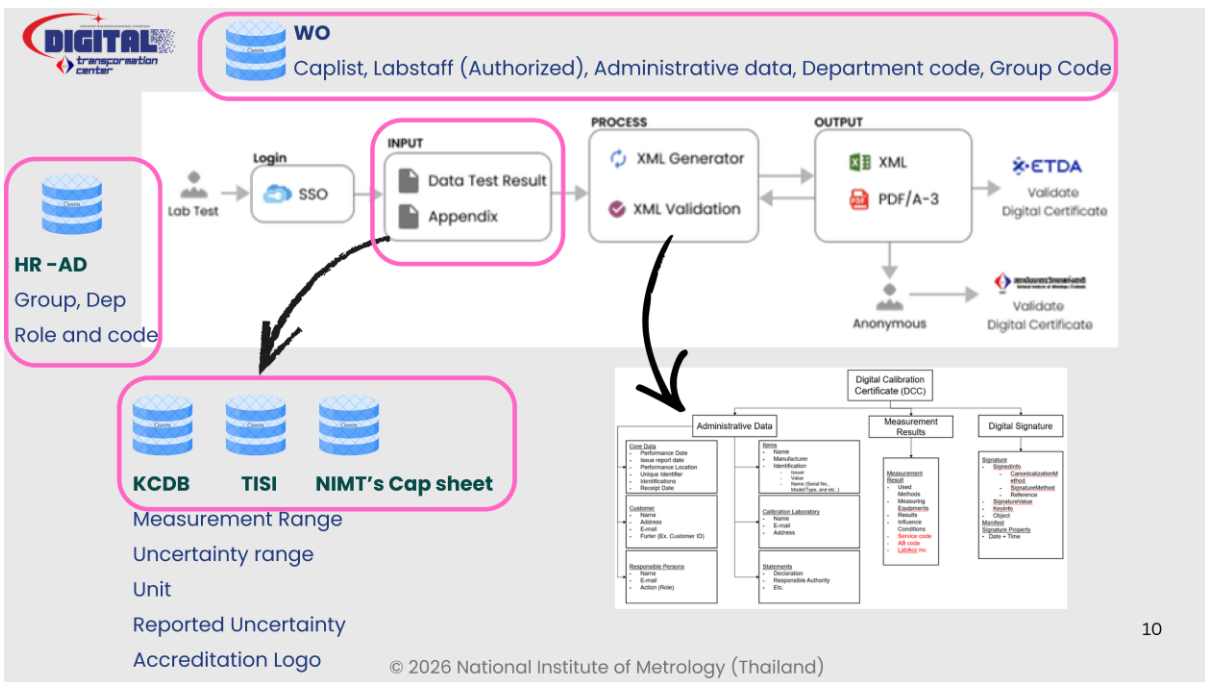
Nominal = 150 mm    43.60 nm    43.60 nm  
 Reference = 150 mm  
 Measuring = 150.000032 mm  
 U = 0.000045 mm

System decision: NIMT template

Report uncertainty: Uncertainty = 0.000045 mm

**Final Step:**  
The system generates the Digital Calibration Certificate (DCC) in PDF/A-3 format, embedding the XML file as an attachment. Both the PDF document and the XML file are digitally signed to ensure authenticity and integrity.

© 2026 National Institute of Metrology (Thailand)



[Back to Table of Contents above](#)

Day 1 2026-02-24 Tuesday  
Parallel Session “DCC Production I”  
Session Chair: Carlos Galván

006 Hayati Amalia:  
An Initial Step Toward Digital Calibration Certificates  
(DCC) in SNSU BSN Indonesia: Preliminary Develop-  
ment of a DCC WebBased Application

Presenting author: Hayati Amalia [1]

Email of corresponding/ Presenting author: [hayatiamaliahayati@gmail.com](mailto:hayatiamaliahayati@gmail.com)

Additional authors:

- Kelvin Sapta Dewantara [1], Muhammad Faturrachman [1],
- Rachele Stephanie Rianto [2], Siti Maryama Ramadhini Afifah [2]

Institute:

[1] Laboratory of National Measurement Standards, National Standardization Agency of Indonesia (SNSU BSN), KST BJ Habibie, Building Number 420, Setu, Tangerang Selatan, 15314, Indonesia

[2] Informatics Study Program, Multimedia Nusantara University, Scientia Garden, Jl. Boulevard Gading Serpong, Tangerang, 15810, Indonesia.

Keywords: Digital Calibration Certificate, Web-based Application, XML, Digital SI.

## Abstract:

The calibration services of Laboratory of National Measurement Standards - National Standardization Agency of Indonesia (SNSU BSN) have relied on PDF-based calibration certificates for more than five years. Although these certificates are digitally signed and distributed through a customer portal, the underlying workflow remains largely manual. Calibration data evaluation is performed using Microsoft Excel, followed by manual conversion to PDF, uploading, and digital signing via the customer portal. This approach limits automation, machine readability, interoperability, and long-term digital reuse of calibration data, which are key requirements for the adoption of Digital Calibration Certificates (DCC).

To address these challenges, SNSU BSN developed a dedicated web-based application for generating DCCs, known as DiCCA (Digital Calibration Certificate Application). The application is designed with a user-friendly interface to ensure accessibility for laboratory staff without programming or XML expertise. As a pilot implementation, the electrical quantity domain was selected, focusing on Digital Multimeter (DMM) calibration.

The system adopts a hybrid data input approach in which calibration result data are entered through predefined Excel templates, while all other certificate information is captured using structured digital forms. The Excel templates are designed to reflect the structure of calibration result tables commonly used in laboratory workflows, allowing users to input measurement values in a familiar spreadsheet environment without manual, item-by-item entry through the application interface. Once uploaded, the templates are automatically processed by the system to extract measurement values and associated units, which are then converted into an XML-based DCC structure using digital SI representations.

The structured digital forms are used to capture all remaining certificate information, including instrument identification, calibration methods, calibration statements, reference standards,

and administrative metadata. To enhance efficiency and consistency, the system provides a pre-filled forms template feature that automatically populates recurring information when generating certificates for the same type of instrument. Users are therefore only required to update instrument-specific details such as serial number, certificate number, and responsible personnel, etc.

The developed application enables laboratory staff to generate DCCs independently while reducing manual steps. The current prototype also supports digital signatures embedded in a QR code, providing an initial mechanism for certificate authenticity verification. However, this digital signature functionality has not yet been integrated with Indonesia's official electronic signature providers (PSrE KOMDIGI). Although the system currently operates independently from the existing customer portal and is limited to DMM calibration, the results demonstrate the practical feasibility of transitioning from PDF-based certificates to DCCs and establish a foundation for future expansion and system integration.

References:

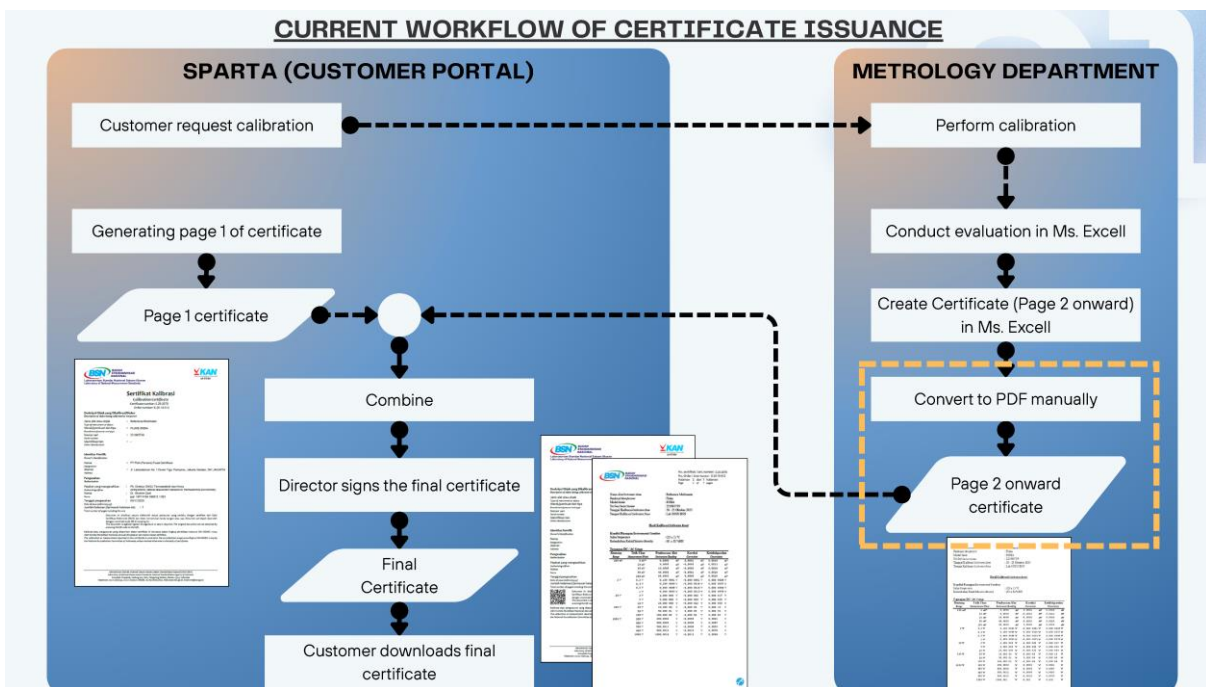
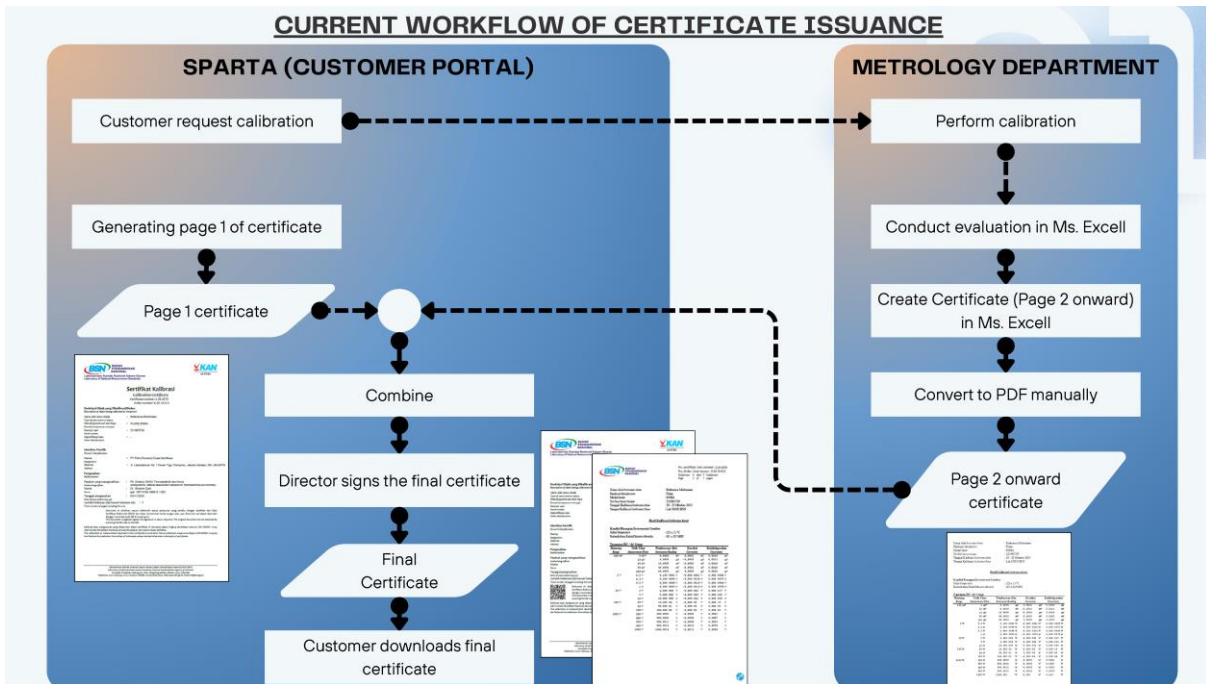
- [1] Digital Calibration Certificate (DCC) - Wiki, Digital Calibration Certificate - Wiki (n.d.). <https://wiki.dcc.ptb.de/en/home> (accessed May 4, 2026).
- [2] D. Hutzschenreuter u. a., «SmartCom Digital System of Units (D-SI) Guide for the use of the metadata-format used in metrology for the easy-to-use, safe, harmonised and unambiguous digital transfer of metrological data - Second Edition», Juli 2020, <https://zenodo.org/records/3816686>
- 3] SPARTA (2021): Sentra Pelayanan Metrologi Terpadu, [<https://sparta.bsn.go.id/>] accessed: 10.03.2025

[Back to Table of Contents above](#)

## Presentation #006 of Hayati Amalia



The slide features a blue and white background with a blurred image of a person. In the top right corner, there is the logo for BSN (Badan Standardisasi Nasional). The main title is 'DCC CONFERENCE 2026'. Below it, the subtitle reads 'AN INITIAL STEP TOWARD DIGITAL CALIBRATION CERTIFICATES (DCC) IN SNSU BSN INDONESIA: PRELIMINARY DEVELOPMENT OF A DCC WEB-BASED APPLICATION'. A horizontal line separates the title from the presenter information. The presenter information includes the names 'Hayati Amalia; Kelvin S.D.; M. Faturrachman; Rachelle S.R.; Siti Maryama R.A.' and 'Presented By: Hayati Amalia'. At the bottom of the slide, there is a green banner with the text 'Standard for Sustainable Development and Better Life' and the KAN logo.

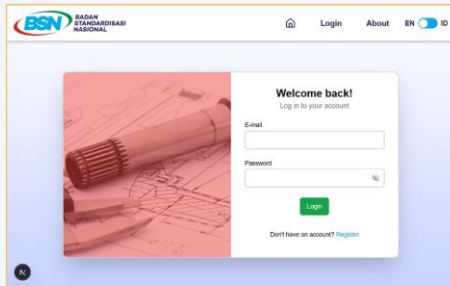


The application is designed with a user-friendly interface to ensure accessibility for all staff without programming or XML expertise

## DICCA

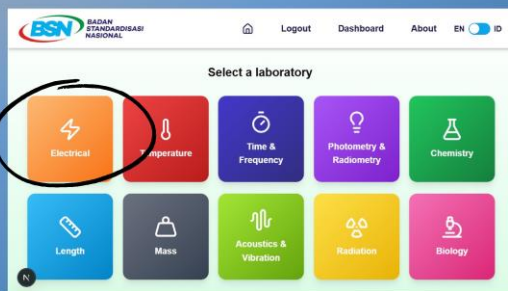
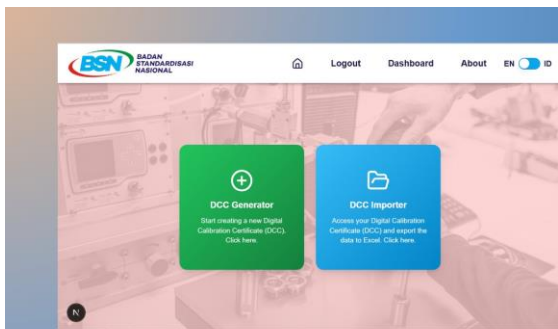
DCC WEB-BASED APPLICATION

dicca.bsn.go.id



**METROLOGY DEPARTMENT**

- Perform calibration
- Conduct evaluation in Ms. Excell
- Create Certificate (Page 2 onward) in Ms. Excell
- Convert to PDF manually
- Page 2 onward certificate



01 Using XML Schema from PTB

02 Still not used for mass production

03 Limited to electrical quantities, specifically DMM, covering all parameters (voltage AC/DC, current AC/DC, resistance, & impedance).

04 It can be used for :

- Single parameter, single value
- Single parameter, multiple values
- Multiple parameters, multiple values
- Images and formula in latex

# HYBRID APPROACH FOR DATA INPUT TO DCC WEB-APP

# 04

The image shows two parts of a hybrid data input approach. On the left, 'digital forms' are displayed, including sections for 'Electrical' (with a progress bar), 'Software' (Name, Version), 'Administrative Data' (Country, Calibration place, User language, Mandatory language, Order number, Order number issuer, Certificate number), 'Measurement Timeline' (Measurement start date, Measurement end date), and 'Description of Calibrated/Measured Object' (Object 1, Type of instrument or object, Brand/manufacturer, Type, Instrument identification, Serial number issuer, Serial number, Other identification). On the right, 'predefined Excel templates' are shown, featuring an Excel spreadsheet with columns for 'Ergebnis DC', 'Prüfverfahren', 'Korrekturen', and 'Ergebnis AC'. Below the spreadsheet is a form for 'Attachment' with a file upload field and a dropdown for 'Sheet name'.

**digital forms**

**predefined Excel templates**

# DIGITAL FORM FOR DATA INPUT TO DCC WEB-APP

# 05

The image shows a digital form for data input, similar to the one in slide 04. It includes sections for 'Electrical', 'Software', 'Administrative Data', 'Measurement Timeline', and 'Description of Calibrated/Measured Object'. The 'Administrative Data' section includes fields for Country of calibration, Calibration place, User language, Mandatory language, Order number, Order number issuer, and Certificate number. The 'Description of Calibrated/Measured Object' section includes fields for Object 1, Type of instrument or object, Brand/manufacturer, Type, Instrument identification, Serial number issuer, Serial number, and Other identification.

- administrative data
- 01**
- Measurement results
- 02**
  - used method
  - measuring equipment
  - influence condition
- comment
- 03**

# DIGITAL FORM

## FOR DATA INPUT TO DCC WEB-APP

06

The screenshot shows the 'Electrical' form interface with sections for Software and Administrative Data. Annotations connect form fields to XML data: 'Software Name' maps to <dcc:name>, 'Software Version' to <dcc:release>, 'Country of calibration' to <dcc:countryCodeISO3166\_1>, 'Calibration place' to <dcc:uniqueIdentifier>, 'Used language' to <dcc:usedLangCodeISO639\_1>, and 'Order number' to <dcc:identification>.

```
<?xml version="1.0" encoding="UTF-8" standalone="yes" ?>  
<!-- Digital Calibration Certificate -->  
<digitalCalibrationCertificate xmlns:xsi="http://www.w3.org/2001/XMLSchema-instance" xmlns:dcc="https://ptb.de/dcc" xmlns:si="https://ptb.de/si" xsi:schemaLocation="https://ptb.de/dcc https://ptb.de/dcc/v3.3.0/dcc.xsd" schemaVersion="3.3.0">  
  <dcc:administrativeData>  
    <dcc:software>  
      <dcc:content>DICC</dcc:content>  
      <dcc:name>  
      </dcc:name>  
      <dcc:release>0.1</dcc:release>  
    </dcc:software>  
    </dcc:administrativeData>  
    <!-- Core Data -->  
    <dcc:coreData>  
      <dcc:countryCodeISO3166_1>ID</dcc:countryCodeISO3166_1>  
      <dcc:usedLangCodeISO639_1>en</dcc:usedLangCodeISO639_1>  
      <dcc:mandatoryLangCodeISO639_1>en</dcc:mandatoryLangCodeISO639_1>  
      <dcc:uniqueIdentifier>S.25-2104</dcc:uniqueIdentifier>  
    </dcc:coreData>  
    <!-- Identifications -->  
    <dcc:identifications>  
      <!-- Identification refType="basic_orderNumber" -->  
      <dcc:identification refType="basic_orderNumber">  
        <dcc:issue>calibrationLaboratory</dcc:issue>  
        <dcc:value>I-25-10-004</dcc:value>  
      </dcc:identification>  
      <!-- Identification refType="basic_serialNumber" -->  
      <!-- Identification refType="basic_performanceDate" -->  
      <!-- Identification refType="basic_performanceLocation" -->  
    </dcc:identifications>  
  </digitalCalibrationCertificate>
```

# DIGITAL FORM

## FOR DATA INPUT TO DCC WEB-APP

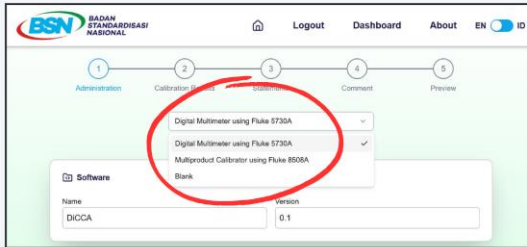
07

The screenshot shows the 'Measurement Timeline' and 'Description of Calibrated/Measured Object' form sections. Annotations connect form fields to XML data: 'Measurement start date' maps to <dcc:beginPerformanceDate>, 'Measurement end date' to <dcc:endPerformanceDate>, 'Type of instrument or object' to <dcc:content>, 'Brand/manufacture' to <dcc:manufacturer>, 'Instrument identification' to <dcc:identification>, and 'Serial number issuer' to <dcc:issue>.

```
<?xml version="1.0" encoding="UTF-8" standalone="yes" ?>  
<!-- Digital Calibration Certificate -->  
<digitalCalibrationCertificate xmlns:xsi="http://www.w3.org/2001/XMLSchema-instance" xmlns:dcc="https://ptb.de/dcc" xmlns:si="https://ptb.de/si" xsi:schemaLocation="https://ptb.de/dcc https://ptb.de/dcc/v3.3.0/dcc.xsd" schemaVersion="3.3.0">  
  <!-- Core Data -->  
  <dcc:coreData>  
    <dcc:countryCodeISO3166_1>ID</dcc:countryCodeISO3166_1>  
    <dcc:usedLangCodeISO639_1>en</dcc:usedLangCodeISO639_1>  
    <dcc:mandatoryLangCodeISO639_1>en</dcc:mandatoryLangCodeISO639_1>  
    <dcc:uniqueIdentifier>S.25-2104</dcc:uniqueIdentifier>  
  </dcc:coreData>  
  <!-- Identifications -->  
  <dcc:identifications>  
    <!-- Identification refType="basic_performanceDate" -->  
    <!-- Identification refType="basic_performanceLocation" -->  
    <!-- Identification refType="basic_serialNumber" -->  
    <!-- Identification refType="basic_issue" -->  
  </dcc:identifications>  
  <!-- Items -->  
  <dcc:items>  
    <!-- Item -->  
    <dcc:item>  
      <dcc:content lang="id">6.5 Digit Multimeter</dcc:content>  
      <dcc:content lang="en">6.5 Digit Multimeter</dcc:content>  
      <!-- Manufacturer -->  
      <!-- Name -->  
      <!-- Model -->  
      <!-- Identification -->  
    </dcc:item>  
  </dcc:items>  
</digitalCalibrationCertificate>
```

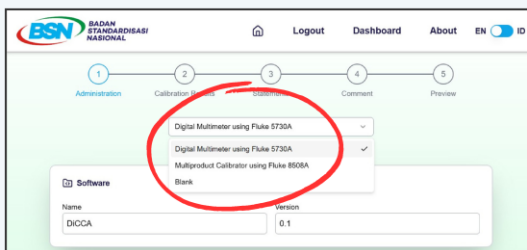
# 08

## DIGITAL FORM PRE-FILLED FORMS TEMPLATE



- A feature that automatically populates recurring information when generating certificates for the same type of instrument
- Users are only required to update instrument-specific details such as serial number, certificate number, and responsible personnel, etc.

## DIGITAL FORM PRE-FILLED FORMS TEMPLATE



- A feature that automatically populates recurring information when generating certificates for the same type of instrument
- Users are only required to update instrument-specific details such as serial number, certificate number, and responsible personnel, etc.

**Software**

Name	Version
DICCA	0.1

**Administrative Data**

Country of calibration	Calibration place
Indonesia	Laboratory
Used language	Mandatory language
Indonesian	Indonesian
English	
Order number	Order number issuer
	Laboratory
Certificate number	

**Measurement Timeline**

Measurement start date	Measurement end date

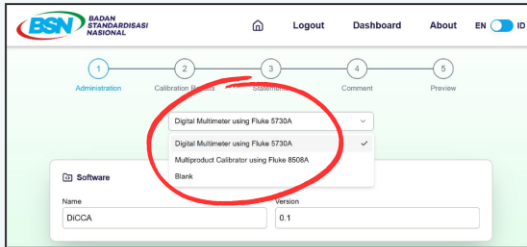
**Description of Calibrated/Measured Object**

**Object 1**

Type of instrument or object	Digital Multimeter
Brand/manufacture	Type
Fluke	8508A
Instrument identification	
Serial number issuer	Serial number
manufacturer	
Other identification	

# DIGITAL FORM

## PRE-FILLED FORMS TEMPLATE



- A feature that automatically populates recurring information when generating certificates for the same type of instrument
- Users are only required to update instrument-specific details such as serial number, certificate number, and responsible personnel, etc.

**Responsible Person**

Calibration Officer 1  
Name:  Employee ID number:

Calibration Supervisor 1  
Name:  Employee ID number:

Calibration Supervisor 2  
Name:  Employee ID number:

Laboratory Head  
Name:  Employee ID number:

Laboratory:

Director  
Name:  Employee ID number:

Position:

**Owner Identification of the Calibrated/Measured Objects**

Name:

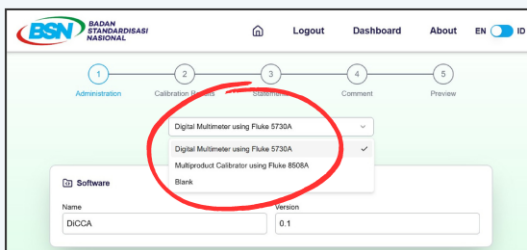
Address:  
Street:  Number:

Subdistrict/Regency:  Province:

Postal code:  Country:

# DIGITAL FORM

## PRE-FILLED FORMS TEMPLATE



- A feature that automatically populates recurring information when generating certificates for the same type of instrument
- Users are only required to update instrument-specific details such as serial number, certificate number, and responsible personnel, etc.

**Method**

Method 1  
Name:  Norm:

Work Instruction:

Description:

The calibration result was acquired based on the procedure of I ME 1.03 for DC voltage, I ME 3.04 for DC current, I ME 5.05 for AC voltage, I ME 6.03 for AC current, and I ME 2.10 for resistance using standard instruments that is traceable to SI through SNI/SI, BSN.

Category:

This method includes mathematical notation or formula

This method is accompanied by a figure

Method 2:

Method 3:

**Standards or Measuring Equipments**

Equipment 1  
Name:  Serial number:

Manufacturer:  Type:

Category:

Equipment 2:

# PRE-DEFINED EXCEL TEMPLATES

FOR DATA INPUT TO DCC WEB-APP

- Measurement results
- 01 • result - data

### CHALLENGE

Too many measurement points → manual typing is not effective

### SOLUTION

Calibration result template (MS Excel) + upload to DCC system

# PRE-DEFINED EXCEL TEMPLATES

FOR DATA INPUT TO DCC WEB-APP

Range	Measurement Point	Instrument Reading	Correction	Uncertainty
100 mV	0 mV	-0,0008	0,0001	0,0015
100 mV	20 mV	19,9996	-0,0004	0,0016
100 mV	50 mV	50,0000	-0,0009	0,0017
100 mV	100 mV	100,0000	-0,0011	0,0020
100 mV	-20 mV	-20,0010	0,0008	0,0015
100 mV	-50 mV	-50,0014	0,0013	0,0018
100 mV	-100 mV	-100,0020	0,0021	0,0020
1 V	0,2 V	0,200 0000 V	-0,000 0014 V	0,000 0064 V
1 V	0,5 V	0,500 0100 V	-0,000 0122 V	0,000 0074 V
1 V	1,0 V	1,000 0200 V	-0,000 0223 V	0,000 0097 V
1 V	-0,2 V	-0,200 0000 V	0,000 0004 V	0,000 0065 V
1 V	-0,5 V	-0,500 0100 V	0,000 0107 V	0,000 0077 V
1 V	-1,0 V	-1,000 026 V	0,000 027 V	0,000 011 V
10 V	2,0 V	2,000 100 V	-0,000 102 V	0,000 060 V
10 V	5,0 V	5,000 100 V	-0,000 109 V	0,000 067 V

### RULE OF EXCELL TEMPLATE

- Any Excel file format may be used : it may either be combined with the calibration data evaluation Excel file or prepared as a separate Excel file
- No merged cell
- The unit shall be placed in the column directly next to the numerical value column
- There shall be no intervening column between the data value and its unit
- No blank column is allowed between each data categories.
- No blank rows are allowed within the table.



1	A	B	C	D	E	F	G	H	I	J	K	L
2	<b>Tegangan DC / DC Voltage</b>											
3	<b>Rentang</b>	<b>Titik Ukur</b>	<b>Pembacaan Alat</b>	<b>Koreksi</b>	<b>Ketidakpastian</b>							
4	<i>Range</i>	<i>Measurement Point</i>	<i>Instrument Reading</i>	<i>Correction</i>	<i>Uncertainty</i>							
5	200 mV	10 mV	9,9999 mV	-0,0003 mV	0,0013 mV							
6	200 mV	100 mV	99,9993 mV	0,0000 mV	0,0019 mV							
7	2 V	0,2 V	0,199991 V	-0,000001 V	0,000028 V							
8	2 V	1 V	0,999993 V	-0,000003 V	0,000078 V							
9	<b>Arus DC / DC Current</b>											
10	<b>Rentang</b>	<b>Titik Ukur</b>	<b>Pembacaan Alat</b>	<b>Koreksi</b>	<b>Ketidakpastian</b>							
11	<i>Range</i>	<i>Measurement Point</i>	<i>Instrument Reading</i>	<i>Correction</i>	<i>Uncertainty</i>							
12	200 µA	100 µA	99,999 µA	-0,001 µA	0,017 µA							
13	200 mA	100 mA	100,0040 mA	-0,0043 mA	0,0079 mA							
14	2 A	1 A	0,99999 A	-0,00000 A	0,00024 A							
15	<b>Tegangan AC / AC Voltage</b>											
16	<b>Rentang</b>	<b>Titik Ukur</b>	<b>Frekuensi</b>	<b>Pembacaan Alat</b>	<b>Koreksi</b>	<b>Ketidakpastian</b>						
17	<i>Range</i>	<i>Measurement Point</i>	<i>Frequency</i>	<i>Instrument Reading</i>	<i>Correction</i>	<i>Uncertainty</i>						
18	200 mV	50 mV	40 Hz	49,996 mV	-0,002 mV	0,019 mV						
19	200 mV	50 mV	50 Hz	49,990 mV	-0,002 mV	0,016 mV						
20	1000 V	1000 V	50 Hz	999,94 V	-0,09 V	0,20 V						
21	1000 V	1000 V	1 kHz	999,89 V	0,12 V	0,17 V						
22	<b>Arus AC / AC Current</b>											
23	<b>Rentang</b>	<b>Titik Ukur</b>	<b>Frekuensi</b>	<b>Pembacaan Alat</b>	<b>Koreksi</b>	<b>Ketidakpastian</b>						
24	<i>Range</i>	<i>Measurement Point</i>	<i>Frequency</i>	<i>Instrument Reading</i>	<i>Correction</i>	<i>Uncertainty</i>						
25	200 µA	50 µA	40 Hz	49,992 µA	0,008 µA	0,048 µA						
26	200 µA	50 µA	50 Hz	49,992 µA	0,010 µA	0,043 µA						
27	200 mA	100 mA	40 Hz	99,994 mA	0,040 mA	0,059 mA						
28	200 mA	100 mA	50 Hz	99,991 mA	0,037 mA	0,055 mA						
29	2 A	1 A	40 Hz	0,9999 A	0,0007 A	0,0034 A						
30	2 A	1 A	50 Hz	1,0000 A	0,0016 A	0,0010 A						
31	<b>Resistansi / Resistance</b>											
32	<b>Rentang</b>	<b>Titik Ukur</b>	<b>Pembacaan Alat</b>	<b>Koreksi</b>	<b>Ketidakpastian</b>							
33	<i>Range</i>	<i>Measurement Point</i>	<i>Instrument Reading</i>	<i>Correction</i>	<i>Uncertainty</i>							
34	2 Ω	1 Ω	0,99983 Ω	0,00003 Ω	0,00011 Ω							
35	2 kΩ	1 kΩ	0,999972 kΩ	-0,000004 kΩ	0,000088 kΩ							
36	2 MΩ	1 MΩ	0,999974 MΩ	-0,000009 MΩ	0,000023 MΩ							

# DCC OF DIGITAL MULTIMETER

PRODUCED BY DICCA

# DCC OF DIGITAL MULTIMETER

PRODUCED BY DICCA

24	Arus AC / AC Current					
25	Rentang	Titik Ukur	Frekuensi	Pembacaan Alat	Koreksi	Ketidaktelitian
26	Range	Measurement Point	Frequency	Instrument Reading	Correction	Uncertainty
27	200 µA	50 µA	40 Hz	49,995 µA	0,008 µA	0,048 µA
28	200 µA	50 µA	50 Hz	49,992 µA	0,010 µA	0,043 µA
29	200 mA	100 mA	40 Hz	99,994 mA	0,080 mA	0,058 mA
30	200 mA	100 mA	50 Hz	99,991 mA	0,097 mA	0,055 mA
31	2 A	1 A	40 Hz	0,9998 A	0,0007 A	0,0036 A
32	2 A	1 A	50 Hz	1,0000 A	0,0016 A	0,0010 A

Arus AC / AC Current						
Rentang	Titik Ukur	Frekuensi	Pembacaan Alat	Koreksi	Ketidaktelitian	
Range	Measurement Point	Frequency	Instrument Reading	Correction	Uncertainty	
200 µA	50 µA	40 Hz	49,995 µA	0,008 µA	0,048 µA	
200 µA	50 µA	50 Hz	49,992 µA	0,010 µA	0,043 µA	
200 mA	100 mA	40 Hz	99,994 mA	0,080 mA	0,058 mA	
200 mA	100 mA	50 Hz	99,991 mA	0,097 mA	0,055 mA	
2 A	1 A	40 Hz	0,9998 A	0,0007 A	0,0036 A	
2 A	1 A	50 Hz	1,0000 A	0,0016 A	0,0010 A	

**DCC OF  
DIGITAL MULTIMETER**  
PRODUCED BY DICCA

```
This YML file does not appear to have any style information associated with it. This document tree is shown below.
<?xml version="1.0" encoding="UTF-8" style="display:none">
<table border="1">
| 24 | Arus AC / AC Current | | | | | |
| --- | --- | --- | --- | --- | --- | --- |
| 25 | Rentang | Titik Ukur | Frekuensi | Pembacaan Alat | Koreksi | Ketidaktelitian |
| 26 | Range | Measurement Point | Frequency | Instrument Reading | Correction | Uncertainty |
| 27 | 200 µA | 50 µA | 40 Hz | 49,995 µA | 0,008 µA | 0,048 µA |
| 28 | 200 µA | 50 µA | 50 Hz | 49,992 µA | 0,010 µA | 0,043 µA |
| 29 | 200 mA | 100 mA | 40 Hz | 99,994 mA | 0,080 mA | 0,058 mA |
| 30 | 200 mA | 100 mA | 50 Hz | 99,991 mA | 0,097 mA | 0,055 mA |
| 31 | 2 A | 1 A | 40 Hz | 0,9998 A | 0,0007 A | 0,0036 A |
| 32 | 2 A | 1 A | 50 Hz | 1,0000 A | 0,0016 A | 0,0010 A |


THANK YOU



WRAPPING UP AND  
PARTING THOUGHTS



Back to Table of Contents above



2026-05-11 18:53



Page 115 of 520


```

## 007 Akhmadbek Mukhammad Aminov: Application of digital calibration certificates for acoustic calibrators

Presenting author: Akhmadbek Mukhammad Aminov [1]

Email: [m.axmadbek@nim.uz](mailto:m.axmadbek@nim.uz)

Additional authors: Nil

Institute:

[1] Acoustics, ultrasound and vibration laboratory; Measurement of radio engineering quantities and ionization radiation, non-destructive testing department Uzbek National Institute of Metrology/ Farabi street 333 A and B, Tashkent, 100174, Uzbekistan

Keywords: DCC, acoustic calibrator, digital transformation

### Abstract

Currently, digital transformation is rapidly developing in the field of metrology. At the same time, the application of digital calibration certificates (DCC), which are an element of digital transformation, in the branches of metrology is one of the pressing issues of today.

The purpose of this research is the application of digital calibration certificates for acoustic calibrators.

In this research, a function for generating a digital calibration certificate is added to the semi-automatic system which is developed for calibrating acoustic calibrators by the comparison method according to the international standard IEC 60942. This function automatically generates digital calibration certificates for acoustic calibrators based on PTB's DCC 3.0 schema. Developed system successfully automates the data transfer from the measurement information to the machine-readable format that encapsulates all necessary metrological traceability information and measurement uncertainties specific to acoustic parameters. Research work provides the popularization of digital calibration certificates in the field of acoustics in the international metrological community. It also develops the standardization and harmonization of digital calibration certificates. It is analysed how beneficial this development would be for users of acoustic calibrators.

[Back to Table of Contents above](#)

## Presentation #007 of Akhmadbek Mukhammad Aminov



### Application of digital calibration certificates for acoustic calibrators

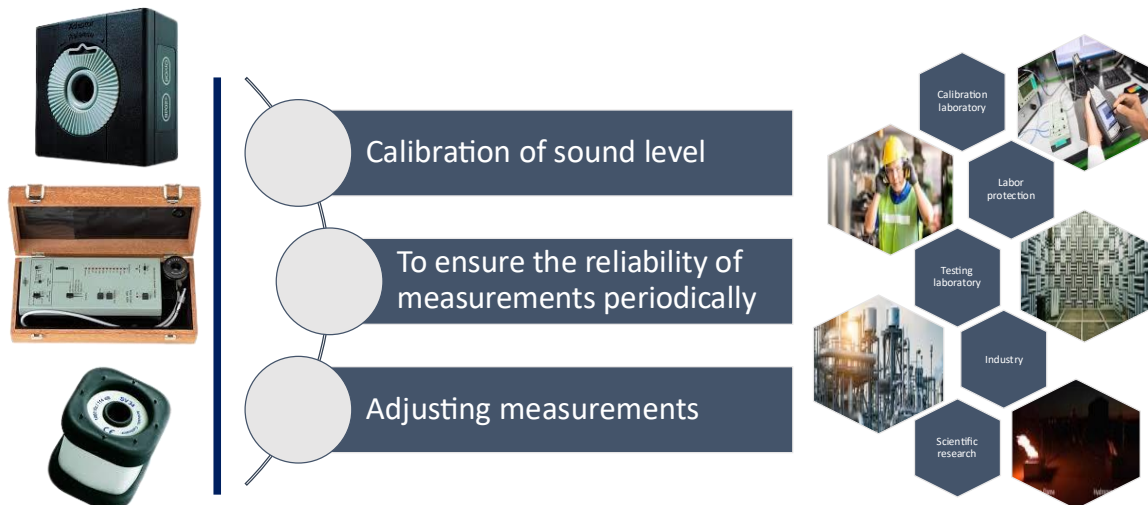
#### 6<sup>th</sup> INTERNATIONAL DCC CONFERENCE

FROM GOOD PRACTICE TO STANDARDIZATION: DCC FOR A RELIABLE FUTURE

Akhmadbek Mukhammad Aminov  
"UzNIM" SI standard keeper of AUV laboratory

#### What purposes are acoustic calibrators used for?

1



Insert voltage method

Comparison method

## IEC 60942 Calibration methods



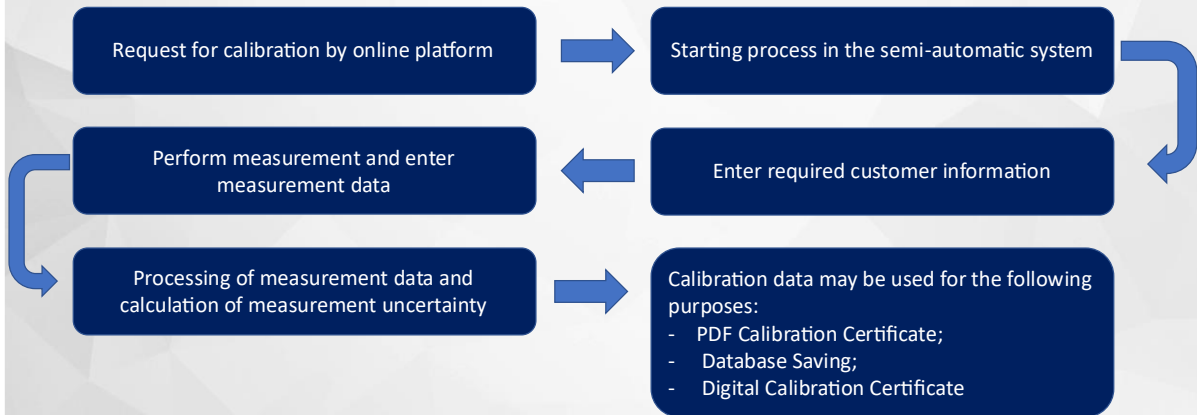
Insert voltage method

Comparison method

## IEC 60942 Calibration methods



## Semi-automatic calibration process



Acoustic calibrator calibration software

5

Acoustic calibrator calibration software

Select reference source:  Select standard microphone:

Reference sound pressure level:  dB

Corrected reference sound pressure level:  dB

Starting point:  °C Ending point:  °C

Temperature:  °C Static pressure:  hPa  hPa

Relative humidity:  %RH  %RH

Measurement output voltage for calculating transfer sensitivity				Measurement for calculating DUT sound pressure level at the 1000 Hz 94 dB						
output voltage				output voltage	frequency	THD	sound pressure level	Corrected sound pressure level		
1-measurement:	<input type="text"/>	mV	Mean output voltage: <input type="text"/> mV Transfer sensitivity: <input type="text"/> mV/Pa	1-measurement:	<input type="text"/>	<input type="text"/> Hz	<input type="text"/> %	<input type="text"/> dB	<input type="text"/> dB	
2-measurement:	<input type="text"/>	mV		2-measurement:	<input type="text"/>	<input type="text"/> Hz	<input type="text"/> %	<input type="text"/> dB	<input type="text"/> dB	
3-measurement:	<input type="text"/>	mV		3-measurement:	<input type="text"/>	<input type="text"/> Hz	<input type="text"/> %	<input type="text"/> dB	<input type="text"/> dB	
4-measurement:	<input type="text"/>	mV		4-measurement:	<input type="text"/>	<input type="text"/> Hz	<input type="text"/> %	<input type="text"/> dB	<input type="text"/> dB	
5-measurement:	<input type="text"/>	mV		5-measurement:	<input type="text"/>	<input type="text"/> Hz	<input type="text"/> %	<input type="text"/> dB	<input type="text"/> dB	

Measurement for calculating DUT sound pressure level at the 1000 Hz 114 dB				
output voltage	frequency	THD	sound pressure level	Corrected sound pressure level
1-measurement: <input type="text"/> mV	<input type="text"/> Hz	<input type="text"/> %	<input type="text"/> dB	<input type="text"/> dB
2-measurement: <input type="text"/> mV	<input type="text"/> Hz	<input type="text"/> %	<input type="text"/> dB	<input type="text"/> dB
3-measurement: <input type="text"/> mV	<input type="text"/> Hz	<input type="text"/> %	<input type="text"/> dB	<input type="text"/> dB
4-measurement: <input type="text"/> mV	<input type="text"/> Hz	<input type="text"/> %	<input type="text"/> dB	<input type="text"/> dB
5-measurement: <input type="text"/> mV	<input type="text"/> Hz	<input type="text"/> %	<input type="text"/> dB	<input type="text"/> dB

Acoustic calibrator calibration software

6

Acoustic calibrator calibration software

Calculation of the measurement uncertainty and deviation

	sound pressure level	mean value of sound pressure level	frequency	mean value of frequency	THD	mean value of THD
1-measurement:	<input type="text" value="93,94"/> dB	<input type="text" value="93,93"/> dB	<input type="text" value="1000,00"/> Hz	<input type="text" value="1000,00"/> Hz	<input type="text" value="0,00"/> %	<input type="text" value="0,00"/> %
2-measurement:	<input type="text" value="93,93"/> dB	Type A uncertainty	<input type="text" value="1000,00"/> Hz	<input type="text" value="1000,00"/> Hz	<input type="text" value="0,00"/> %	<input type="text" value="0,00"/> %
3-measurement:	<input type="text" value="93,93"/> dB	0,00 dB	<input type="text" value="1000,00"/> Hz	<input type="text" value="1000,00"/> Hz	<input type="text" value="0,00"/> %	<input type="text" value="0,00"/> %
4-measurement:	<input type="text" value="93,93"/> dB	Deviation	<input type="text" value="1000,00"/> Hz	<input type="text" value="1000,00"/> Hz	<input type="text" value="0,00"/> %	<input type="text" value="0,00"/> %
5-measurement:	<input type="text" value="93,93"/> dB	-0,07 dB	<input type="text" value="1000,00"/> Hz	<input type="text" value="1000,00"/> Hz	<input type="text" value="0,00"/> %	<input type="text" value="0,00"/> %
		Expanded uncertainty				
		<input type="text" value="0,13"/> dB				

Calculation of the measurement uncertainty and deviation

	sound pressure level	mean value of sound pressure level	frequency	mean value of frequency	THD	mean value of THD
1-measurement:	<input type="text" value="113,91"/> dB	<input type="text" value="113,91"/> dB	<input type="text" value="1000,00"/> Hz	<input type="text" value="1000,00"/> Hz	<input type="text" value="0,00"/> %	<input type="text" value="0,00"/> %
2-measurement:	<input type="text" value="113,91"/> dB	Type A uncertainty	<input type="text" value="1000,00"/> Hz	<input type="text" value="1000,00"/> Hz	<input type="text" value="0,00"/> %	<input type="text" value="0,00"/> %
3-measurement:	<input type="text" value="113,91"/> dB	0,00 dB	<input type="text" value="1000,00"/> Hz	<input type="text" value="1000,00"/> Hz	<input type="text" value="0,00"/> %	<input type="text" value="0,00"/> %
4-measurement:	<input type="text" value="113,91"/> dB	Deviation	<input type="text" value="1000,00"/> Hz	<input type="text" value="1000,00"/> Hz	<input type="text" value="0,00"/> %	<input type="text" value="0,00"/> %
5-measurement:	<input type="text" value="113,90"/> dB	-0,09 dB	<input type="text" value="1000,00"/> Hz	<input type="text" value="1000,00"/> Hz	<input type="text" value="0,00"/> %	<input type="text" value="0,00"/> %
		Expanded uncertainty				
		<input type="text" value="0,13"/> dB				

## Acoustic calibrator calibration software

7

**Total information about customer and DUT**

Customer name:

Customer name in English:

Customer address:

Customer address in English:

Device under test model:

Device under test serial number:

Request number:  Contract number:

Request date:  Contract date:

Specialist:  Verifier:

Number of certificate:

Mark of calibration:

Beginning date:

Ending date:

**Information about measurement**

Nominal value of sound pressure level:  dB Frequency:  Hz

Deviation of measurement:  dB THD:  %

Expanded measurement uncertainty:  dB

Nominal value of sound pressure level:  dB Frequency:  Hz

Deviation of measurement:  dB THD:  %

Expanded measurement uncertainty:  dB

**Information about environmental conditions during the measurement**

Temperature at the beginning measurement:  °C

Temperature at the ending measurement:  °C

Static pressure at the beginning measurement:  kPa

Static pressure at the ending measurement:  kPa

Relative humidity at the beginning measurement:  %RH

Relative humidity at the ending measurement:  %RH

## Acoustic calibrator calibration software

7

**Total information about customer and DUT**

Customer name:

Customer name in English:

Customer address:

Customer address in English:

Device under test model:

Device under test serial number:

Request number:  Contract number:

Request date:  Contract date:

Specialist:  Verifier:

Number of certificate:

Mark of calibration:

Beginning date:

Ending date:

**Information about measurement**

Nominal value of sound pressure level:  dB Frequency:  Hz

Deviation of measurement:  dB THD:  %

Expanded measurement uncertainty:  dB

Nominal value of sound pressure level:  dB Frequency:  Hz

Deviation of measurement:  dB THD:  %

Expanded measurement uncertainty:  dB

**Information about environmental conditions during the measurement**

Temperature at the beginning measurement:  °C

Temperature at the ending measurement:  °C

Static pressure at the beginning measurement:  kPa

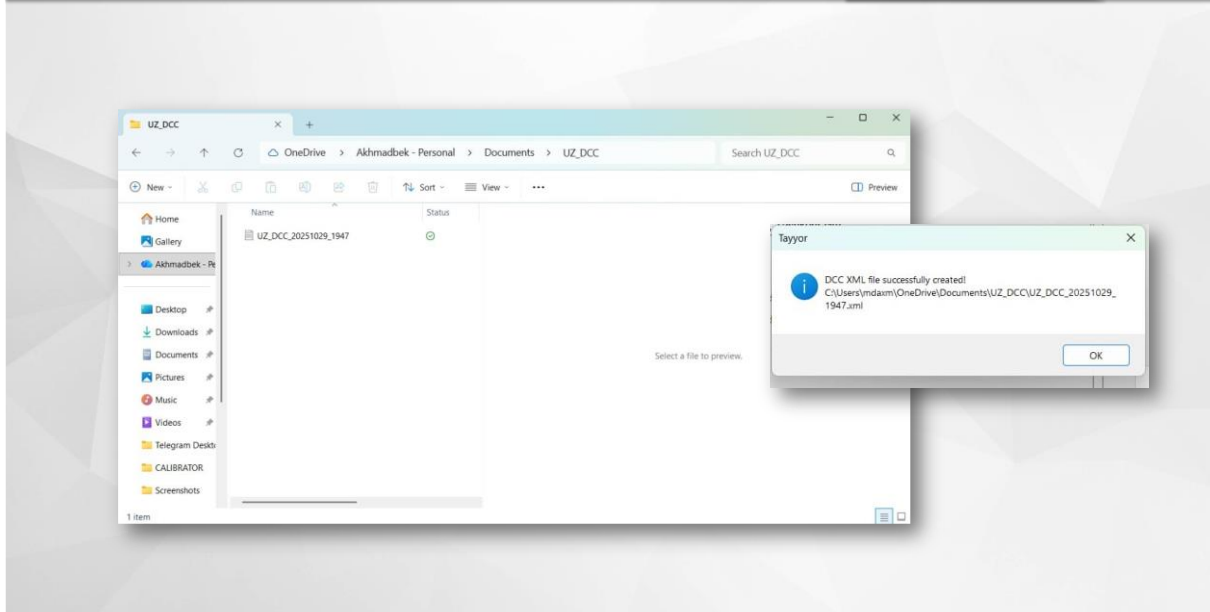
Static pressure at the ending measurement:  kPa

Relative humidity at the beginning measurement:  %RH

Relative humidity at the ending measurement:  %RH

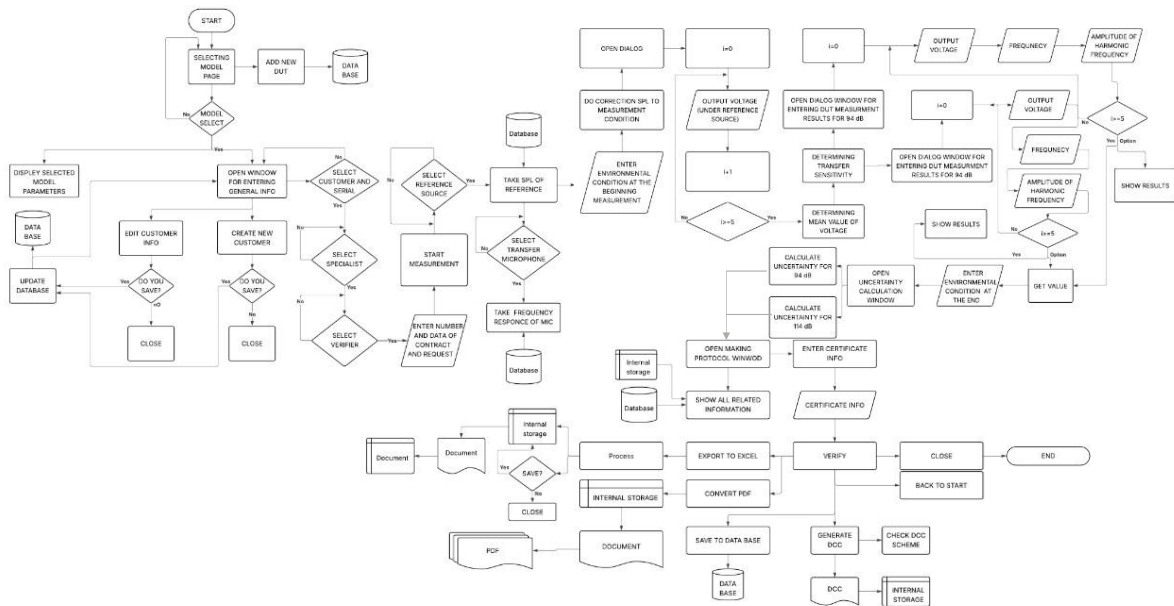
## Acoustic calibrator calibration software

8



## Complex algorithm solution

9



## Digital calibration certificate for acoustic calibrators

10

```
<?xml version="1.0" encoding="utf-8"?>
<digitalcalibrationcertificate xmlns:xsi="http://www.w3.org/2001/XMLSchema-instance"
xsi:schemaLocation="urn:ptb.de:dcc:3.0 https://www.ptb.de/dcc/xml/schema/V3/DCC.xsd" version="3.0" xmlns="urn:ptb.de:dcc:3.0">
  <header>
    <certificateidentifier>UZ-125/05-2025</certificateidentifier>
    <contractnumber>201456</contractnumber>
    <contractdate>2025-10-15</contractdate>
    <requestnumber>16880</requestnumber>
    <requestdate>2025-01-15</requestdate>
    <issuer>IzbeK National Institute of Metrology, Acoustic, ultrasound and vibration laboratory, #333 A, 333 B, Farobiy street,
    Almazar district, Tashkent, 100174, Uzbekistan, email: 05-bolimenim.uz, webpage: www.nim.uz</issuer>
    <calibrationdate>2025-10-15</calibrationdate>
    <customer>#333 B, Farabi street, Almazar district, Tashkent city Toshkent shaxri, Olmazor tumani, Farobiy ko'chasi, 333 B</customer>
  </header>
  <calibrationperiod>
    <startdate>2025-10-15</startdate>
    <enddate>2025-10-15</enddate>
  </calibrationperiod>
  <verifier>Sabirjanov Akbar</verifier>
  <specialist>Mukhammad Aminov Akhmadbek</specialist>
</header>
  <calibrationprocedure>
    <methoddescription>IEC 60942:2017 international standard and calibration procedure of acoustic calibrators</methoddescription>
    <traceability>Pistonphone 4231 № 2103491 with metrological traceability to the national standard of sound pressure unit in air
    balazn (calibration certificate no BY 01 № 0000286-3425-B, 2025-03-21)</traceability>
  </calibrationprocedure>
  <calibrationconditions>
    <temperature unit="degC">21.8</temperature>
    <pressure unit="hPa">969.2</pressure>
    <humidity unit="%">59.3</humidity>
  </calibrationconditions>
  <calibrator>
    <device>
      <name>Acoustic calibrator</name>
      <manufacturer>Samp &amp; amp; Manufacturer</manufacturer>
      <model>4231</model>
      <serialnumber>2103491</serialnumber>
    </device>
  </calibrator>
  <calibrationresults>
    <measurementresults>
      <measuredquantity>Sound pressure level</measuredquantity>
      <nominalvalue unit="dB">94</nominalvalue>
      <measuredvalue unit="dB">93.93</measuredvalue>
      <deviation unit="dB">-0.07</deviation>
      <uncertainty unit="dB">0.14</uncertainty>
      <additionalinformation>
        <frequency unit="Hz">1000.00</frequency>
        <THD unit="%">0.00</THD>
      </additionalinformation>
    </measurementresults>
    <measurementresults>
      <measuredquantity>Sound pressure level</measuredquantity>
      <nominalvalue unit="dB">114</nominalvalue>
      <measuredvalue unit="dB">113.91</measuredvalue>
      <deviation unit="dB">-0.09</deviation>
      <uncertainty unit="dB">0.14</uncertainty>
      <additionalinformation>
        <frequency unit="Hz">1000.00</frequency>
        <THD unit="%">0.00</THD>
      </additionalinformation>
    </measurementresults>
  </calibrationresults>
</digitalcalibrationcertificate>
```

## Application of DCC

11

Periodic microphone sensitivity checks to ensure measurement reliability with DCC certificate

- Periodic microphone sensitivity checks to ensure measurement reliability with DCC certificate
- Integration of DCC with measurement systems eliminates the human error factor
- When determining the microphone sensitivity, it is important to determine the sound pressure level of the acoustic calibrator and its value in the current environment, in which case, along with the accuracy of measurements, the time expenditure is reduced. The program can perform automatic calculations.



Application of DCC

12

System that automatically gives a conclusion through DCC during the verification process

- ❑ The human factor does not affect the process;
- ❑ Time is saved as it is not necessary to review the technical specifications provided by the standard or manufacturer during each verification process;
- ❑ The verification process prevents the consumption of millions of tons of paper worldwide due to the fact that clients do not provide paper certificates;
- ❑ Also, large archive storage points are required for the permanent maintenance of paper certificates, which created the need for large servers in pdf;

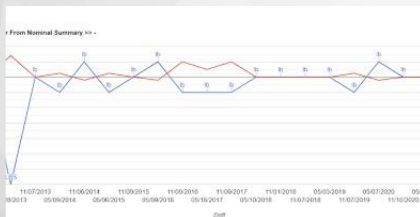


Application of DCC

13

Convenient for monitoring the drift of permanent acoustic calibrators

- ❑ Several years of data can be analyzed in a minute and converted into a graph;
- ❑ In multi-frequency calibrators, errors in entering calibration values at frequencies are prevented;
- ❑ This will certainly create convenience for the user;



THANK YOU FOR YOUR ATTENTION

## 6<sup>th</sup> INTERNATIONAL DCC CONFERENCE

*FROM GOOD PRACTICE TO STANDARDIZATION*

*DCC FOR A RELIABLE FUTURE*

February 24-26, 2026

Akhmadbek Mukhammad Aminov  
"UzNIM" SI standard keeper of AUV laboratory  
m.axmadbek@nim.uz  
m.d.axmadbek@gmail.com  
+998 93 419 0528

[Back to Table of Contents above](#)

## 008 Inseok Yang: From PDF Certificates to DCCs for Cold Chain Applications

Presenting author: Inseok Yang [1]

Email: [iyang@kriss.re.kr](mailto:iyang@kriss.re.kr)

Additional authors: Nil

Institute:

[1] Division of Physical Metrology, Korea Research Institute of Standards and Science (KRISS), 267 Gajeong-ro, Yuseong-Gu, 34113, South Korea

Keywords: Cold Chain, High-Volume Calibration, Machine-Readable Data, Calibration Automation, Measurement Traceability

### Abstract

One of the main barriers to the adoption of Digital Calibration Certificates (DCCs) is convincing accredited calibration laboratories - many of which perceive no serious shortcomings in current practices - of the need for change. In the field of temperature metrology, however, the limitations of conventional calibration certificates become apparent when large numbers of instruments of the same model must be calibrated and managed. This presentation uses a cold chain application as an example to demonstrate the clear advantages of DCCs over traditional PDF-based certificates.

Vaccines, biopharmaceuticals, and food products are highly temperature-sensitive and therefore require continuous monitoring during storage and transportation. Such monitoring typically involves hundreds to thousands of temperature sensors used in combination with data loggers. These instruments are generally calibrated annually in large batches at calibration laboratories. Although laboratories have optimized their calibration procedures to improve throughput, the overall workflow and the format of certificate issuance have remained largely unchanged.

Even when hundreds of identical thermometers are calibrated each day at the same temperature points, measurement data are entered manually, and a separate PDF certificate is generated for each unit using spreadsheet-based macros. This approach increases operational costs and introduces a significant risk of human error. In addition, calibration results are frequently underutilized. Instead of exploiting the full measurement information, a simplified screening process is applied, whereby instruments with correction values exceeding 1°C are removed from service, regardless of their repeatability or long-term stability.

The combination of automated calibration and DCCs addresses these limitations by transforming calibration results from static documents into structured, machine-readable data. AI camerabased optical character recognition can reduce manual data entry, while data-oriented management enhances traceability and enables long-term performance analysis. Calibration data can also be centrally managed and linked to data loggers, allowing calibrated interpretation of measurement data without directly updating individual devices. Consequently, instruments with relatively large correction values may remain in service, provided their performance characteristics are stable.

In conclusion, traditional PDF-based certificates are inefficient in high-volume cold chain environments. DCCs substantially enhance the usability and long-term value of calibration data.

[Back to Table of Contents above](#)

## Presentation #008 of Inseok Yang

# From PDF Certificates to DCCs for Cold Chain Applications

Division of Physical Metrology  
Korea Research Institute of Standards and Science (KRISS)

Inseok Yang

2026-02-24

## Need for DCCs: convincing customers of calibration

- Would customers want the transition from the traditional certificate to DCC?
  - Most customers are hesitant to change business routines, as calibration is a conservative industry.
  - Many are satisfied with their current PDF (paper) certificates.
  - Accredited calibration laboratories are often reluctant to adopt new technologies, such as DCCs.



## Logistics companies and IT-system providers

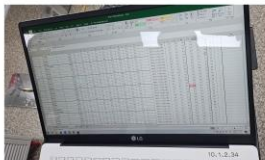


From DHL press release  
"Smart warehouse" in Asia Pacific




## A case study in the calibration of cold chain thermometers

- 4000 units of temperature loggers calibrated annually (all in December)
- 300 loggers are calibrated daily at three calibration points (5 °C, 10 °C, 15 °C)
- Loggers are grouped together as a batch of 30, and calibrated manually by an operator.



0.1 °C resolution data logger  
with external sensor  
40 USD/unit



## A case study in the calibration of cold chain thermometers

- As a result of the calibration, a traditional PDF certificate is issued.
  - A VBA-based program is used to process the Excel date sheet into the PDF certificate.
  - Occasionally, a large “correction”, such as  $\Delta T = 9.9\text{ }^{\circ}\text{C}$ , may indicate a typographical error by the lab technician. This reading is then disregarded.
- The certificate mainly serves to meet regulatory requirements.
  - The calibration results are used to identify “bad” thermometers ( $|\Delta T| > 1\text{ }^{\circ}\text{C}$ ), for which no calibration certificate is issued (effectively, it is a conformity assessment with a “simple decision rule”)
  - Corrections obtained during calibration, even when  $|\Delta T| < 1\text{ }^{\circ}\text{C}$ , are **NOT** applied.

## How to improve from here - Automation

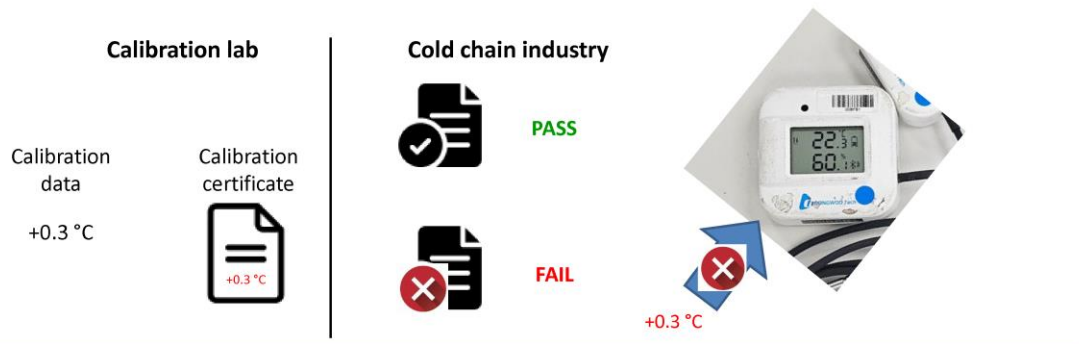
- Automation with OCR (optical character recognition) can simplify measurement during calibration.
  - This reduces labor from human operators and minimizes input errors.
  - It also helps creating DCC certificates, making the process more efficient.



- Indications from multiple thermometers can be read with a properly set ROI (region of interest).
  - Use of LLM does not even require the setting of an ROI.

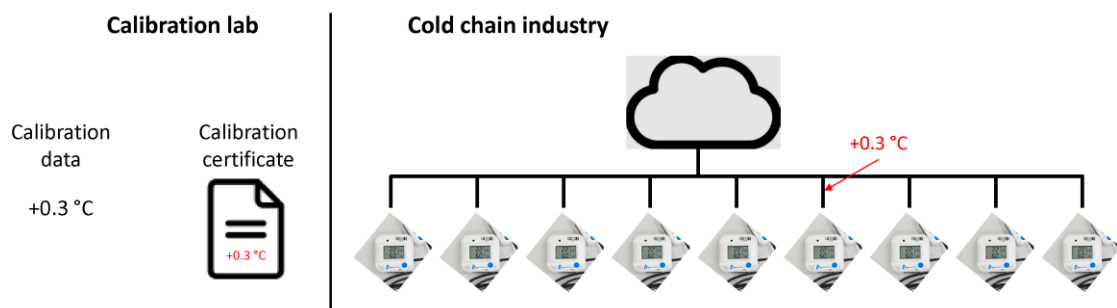
## How to improve from here - DCC

- DCC can be easily issued without requiring (or at least minimizing) typing by the human operator.
- The “correction” can be applied to each temperature logger.

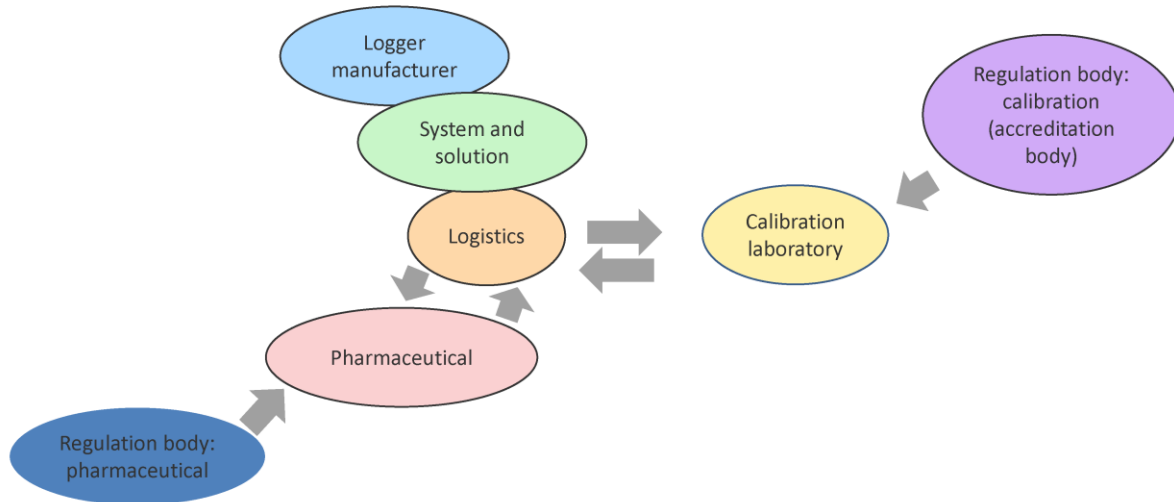


## How to improve from here - DCC

- DCC can be easily issued without requiring (or at least minimizing) typing by the human operator.
- The “correction” can be applied to each temperature logger.
  - If not directly to the logger, it can be outside of the using in the central monitor.



## Who are the stakeholders?



## Outlook

- In cold chain industry, using DCC can greatly improve the process with OCR and automation.
- Multiple stakeholders play key roles in DCC expansion: logger manufacturers, system providers, logistics, pharmaceuticals, regulatory bodies, and calibration labs.
- Automation reduces manual labor and errors, simplifying DCC issuance and applying corrections.
- DCC adoption is ongoing, requiring continued collaboration among stakeholders.

# Thank You!

Inseok Yang  
iyang@kriss.re.kr

[Back to Table of Contents above](#)

## 009 Paramita Guha: Development of a Machine-Readable Prototype Digital Calibration Certificate for a True RMS Clamp Meter

Presenting author: Paramita Guha [1]

E-mail address: [paramita.nplindia@csir.res.in](mailto:paramita.nplindia@csir.res.in)

Additional authors:

- Arun Ramprasath RT [1],
- Manish Kumar Tamrakar [1],
- Shrikrishan [1], Priyanka Jain [1]

Institute:

[1] Electrical & Electronics Metrology, CSIR-National Physical Laboratory, Dr KS Krishnan Marg, Delhi, 110012, India

Keywords: Digital Calibration Certificate, Clamp Meter, Smart Metrology, Machine-Readable Calibration Data, Laboratory Information Management System

### Abstract

Digital Calibration Certificates (DCCs) represent a significant advancement in digital metrology by enabling secure, standardized, and machine-readable representation of calibration data. It facilitates the automated data exchange and integration across calibration laboratories, industrial facilities, and quality management systems. This study presents the development and implementation of a DCC framework for the calibration of clamp meters used in AC current measurements. Traditional calibration certificates are generally issued in paper or PDF formats which requires manual interpretation and data entry. This increases the risk of transcription errors and limits interoperability with asset management and automated compliance systems. In contrast, in this paper the authors have transformed the calibration information into a standardized digital format, viz., XML, so that the data exchange between the laboratory information management system and quality management system becomes seamless. The measurement results, uncertainty components, instrument identification, calibration conditions, and validity information are encoded into the DCC to ensure data integrity, authenticity, and long-term traceability. The prototype DCC model can be downloaded from the QR code given here. To view the certificate, please use the passcode as “abed”

**Remark: A currently invalid QR code has been inserted here in the original document.**

References:

- [1] ‘Towards a New Generation of Digital Calibration Certificate: Analysis and Survey | Request PDF’, *ResearchGate*, doi: [10.1016/j.measurement.2021.109611](https://doi.org/10.1016/j.measurement.2021.109611).
- [2] “GUM: Guide to the Expression of Uncertainty in Measurement.” <https://www.bipm.org/en/publications/guides/gum.html>, last accessed 23. July. 2025.

[Back to Table of Contents above](#)

## Presentation #009 of Paramita Guha

# Development of a Machine-Readable Prototype Digital Calibration Certificate for a True RMS Clamp Meter

Authors: Paramita Guha, Arun Ramprasath RT,  
Manish Kumar Tamrakar, Shrikrishan,  
Priyanka Jain

Presented by:  
Dr Paramita Guha  
CSIR-NPL, India

## PROBLEM TO BE ADDRESSED AND RELEVANCE



Calibration certificates in digital formats for Clamp Meter for AC high voltage and current metrology to be developed

## BENEFICIARY STAKEHOLDERS

- Customers of NPLI

2

# PROBLEM & INDUSTRY RELEVANCE



## Problem Statement (s)

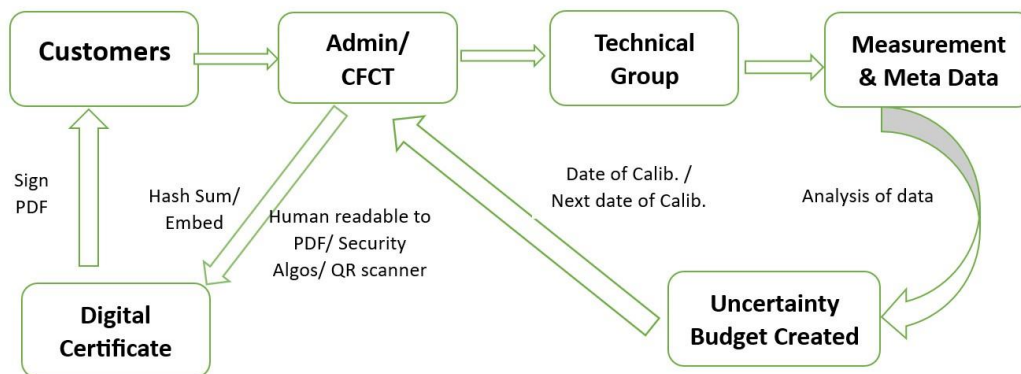
➤ Development of DCC for AC high voltage and current metrological parameters. Parameters to be used: ratio error and phase error.

## Motivation & Industry Relevance

- The reports of calibrations are mostly manually PDF generated documents
- This is laborious, time-consuming, cumbersome and prone to human errors
- CSIR-NPL aims to develop certified framework for machine readable calibration information to assure traceability to national measurement standards and further to SI units.
- It can solve the issues of accessibility, reliability, security, traceability, data mismanagement etc., most importantly it will allow the machines to communicate with each other (M2M) which will reduce the human interventions.
- Highly beneficial for various industries, particularly those who are from far lung or outside India.
- The proposed digital approach aligns with industry trends toward digitalization and automation, with benefits like, reduced operational costs, easier compliance with standards, and improved system integration.

3

# SOLUTION



4

## SCOPE — CLAMP METER (AC HV & CURRENT)



- Used to measure high electrical current safely and conveniently without breaking the circuit or interrupting power.
- AC Current Measurement (A to kA)
- AC Voltage Measurement (V to kV)
- Frequency Dependency (50 Hz and extendable)
- Phase Angle Considerations
- Burden and loading Effects



5

## OBJECTIVES OF DCC TECHNICAL DEVELOPMENT



- Unified digital certificate schema
  - Parameter-specific measurement structure
  - Integration with LIMS and asset systems
  - ISO/IEC 17025 compliant data structure
  - Secure digital signature & validation mechanism

6

## SYSTEM ARCHITECTURE OVERVIEW



- Client Layer (Lab Software / Web Portal)
  - API Gateway (Authentication & Access Control)
  - Certificate Management Service
  - Measurement & Uncertainty Engine
  - Traceability Database
  - Digital Signature Service
  - Central DCC Repository

7

## CORE DCC DATA STRUCTURE



- Certificate Metadata (ID, Date, Revision)
  - Laboratory Information
  - Instrument Details (Model, Serial No., Range)
  - Calibration Conditions
  - Traceability Information
  - Approval & Digital Signature

8

## PARAMETER -SPECIFIC MEASUREMENT SCHEMA — AC CURRENT



- Set Current (A)
  - Measured Current (A)
  - Correction Value
  - Expanded Uncertainty ( $k=2$ )
  - Frequency (Hz)
  - Phase Angle Error
  - Resolution & Range

9

## HIGH VOLTAGE MEASUREMENT CONSIDERATIONS



- Reference Voltage Standard
  - Voltage Divider Ratio
  - Insulation & Safety Compliance
  - Temperature Influence on HV measurements
  - Leakage and stray capacitance effects

10

## UNCERTAINTY BUDGET — AC CURRENT & HV



- Type A (Repeatability)
- Reference Standard Uncertainty
- Resolution Contribution
- Frequency Influence (if any)
- Environmental Factors (Temp, Humidity)
- Combined & Expanded Uncertainty

11

## API FRAMEWORK FOR DCC



- POST /dcc – Create Certificate
  - POST /dcc/{id}/measurements – Add Data
  - POST /dcc/{id}/uncertainty – Store Budget
  - POST /dcc/{id}/sign – Digital Signature
  - GET /dcc/{id}/export – JSON/PDF Output
  - POST /dcc/validate – Verification

12

## SECURITY & VALIDATION MECHANISM : FUTURE WORK



- Role-based access control
  - Encrypted data storage
  - Hash-based digital signature
  - Audit trail logging
  - Certificate locking after approval
  - Online verification portal

13

## IMPLEMENTATION ROADMAP — NATIONAL LAB



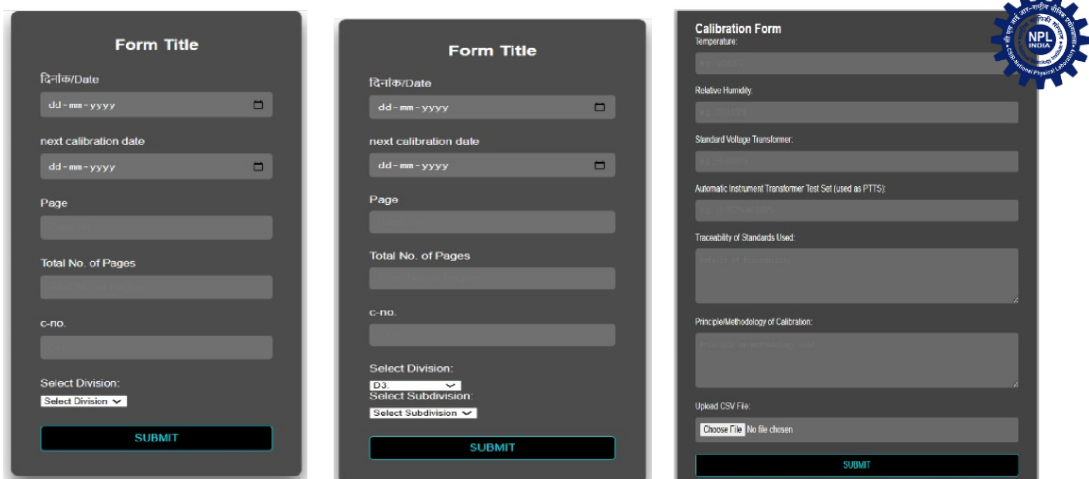
- Phase 1: Electrical Parameter Pilot (Clamp Meter)
- Phase 2: Multi-parameter expansion
- Phase 3: Integration with accredited labs
- Phase 4: National DCC repository deployment
- Expected Impact: Faster processing, secure traceability, global interoperability

14



15

**Log-in Pages**



**Administration forms**

**Calibration form for Technical people**

16

## RESULTS



tfo9bQ\_ba9d9a3cd46f021d.pdf



17

## GOOD PRACTICES IDENTIFIED SO FAR



- Data integrity and security
- Standardisation
- Traceability
- Digital format
- User friendly access
- Version control
- Calibration reminder systems
- Compliance to legal and industry-specific requirements

18

## LESSONS LEARNT SO FAR



- Standardization is critical
- Data integrity non-negotiable
- Importance of traceability
- Stakeholder collaboration essential
- Training and awareness
- Reduced carbon foot-prints & reduced paper wastage
- Initial setup and transition to DCCs costly, long run cost-effective

19

Thank You!

20

[Back to Table of Contents above](#)

Day 1 2026-02-24 Tuesday

Parallel Session “Digitalization to enable DCC”

Session Chair: Mark Kuster

010 Sarita Singh:  
Automation of Manual Balance for Mass Measurement  
Data Acquisition employing LabVIEW

Presenting author: Sarita Singh [1]

E-mail address: [saritas.nplindia@csir.res.in](mailto:saritas.nplindia@csir.res.in)

Additional authors:

- Dr. Bushra Ehtesham, Research Associate, NPL India
- Mr. Dinesh Chandra Sharma, Senior Technical Officer, NPL India
- Dr. Nidhi Singh, Chief Scientist, NPL India

Institute:

[1] CSIR National Physical Laboratory India

Keywords: Automated Mass Measurement, FAIR Data Principles, Instruments Integration, LabVIEW, RS232 Communication

## Abstract

The ongoing digital transformation of metrology, including the digitization of measurement results, and of quality infrastructure (QI) includes the automated, reliable, and structured acquisition of measurement data at the instrument level, which is essential for supporting machine-actionable and interoperable workflows. Within the context of Digital Calibration Certificates (DCCs), the availability of high-quality, traceable, and structured measurement data is a prerequisite for enabling FAIR (Findable, Accessible, Interoperable, and Reusable) data exchange across systems and organizations [1-3]. Many laboratories continue to use cost-effective conventional weighing instruments alongside high-precision systems. In this context, an effort has been made to automate the acquisition and logging of measurement data from manual balances to a computer system.

This work presents the design and implementation of an automated instrument-level data acquisition system for mass measurements, developed in LabVIEW and interfaced with a laboratory analytical balance through an RS-232 communication link. The program uses NI-VISA to establish serial communication with defined parameters (9600 baud, 8-N-1, LF termination) for data transfer. In the present implementation, the balance operates in a print-on-request mode, transmitting measurement data only when the print command is activated. Each received ASCII data string is processed in real time to extract the numerical mass value, which is then converted to a floating-point format for subsequent processing. The measurement data are dynamically accumulated in arrays and automatically time-stamped for structured logging, with output stored in a Microsoft Excel (.xls) file or exported in formats suitable for downstream digital calibration workflows. The implemented architecture demonstrates the integration of legacy RS-232 instruments into modern digital measurement systems and provides a practical basis for interoperable data acquisition in line with emerging Digital Calibration Certificate and Digital Quality Infrastructure requirements. By enabling direct digital capture of measurement results at the instrument level, the system addresses common challenges in laboratory data handling, particularly those associated with manual data transcription. This approach reduces the risk of transcription errors, supports data integrity, and improves reproducibility in routine

mass measurement processes. In addition, the system architecture can be designed for straightforward export of data into other machine-readable formats, such as CSV or XML.

#### References

- [1] Hackel, Siegfried, Frank Härtig, Julia Hornig, and Thomas Wiedenhöfer. (2017). "The Digital Calibration Certificate" In Metrology for the Digitalization of the Economy and Society. Braunschweig: Physikalisch-Technische Bundesanstalt.  
<https://doi.org/10.7795/310.20170403>
- [2] Hackel, Siegfried, Shanna Schönhals, Lutz Doering, Thomas Engel, and Reinhard Baumfalk. (2023): "The Digital Calibration Certificate (DCC) for an End-to-End Digital Quality Infrastructure for Industry 4.0" Sei 5, no. 1: 11.  
<https://doi.org/10.3390/sci5010011>
- [3] Wilkinson, M., Dumontier, M., Aalbersberg, I. et al. (2016): "The FAIR Guiding Principles for scientific data management and stewardship" Sei Data 3, 160018.  
<https://doi.org/10.1038/sdata.2016.18>

[Back to Table of Contents above](#)

## [Presentation #010 of Sarita Singh](#)



### Automation of Manual Balance for Mass Measurement Data Acquisition Employing LabVIEW

*Instrument-level data acquisition as a foundation for DCC*

Dr. Sarita Singh

Scientist  
CSIR National Physical Laboratory India  
Email: [saritas.nplindia@csir.res.in](mailto:saritas.nplindia@csir.res.in)

1



## Digital Transformation in Metrology

- A **Digital Calibration Certificate (DCC)** enables electronic storage, authenticated and encrypted transmission, and uniform interpretation of calibration results.
- The digital transformation in metrology requires
  - Automated, structured, and semantically defined measurement data
  - Machine-readable and machine-actionable processing
  - FAIR-compliant data exchange
- **Integration of manual weighing instruments with digital logging systems helps improve efficiency and ensures more consistent measurement data management.**

2



## Digital Transformation in Metrology

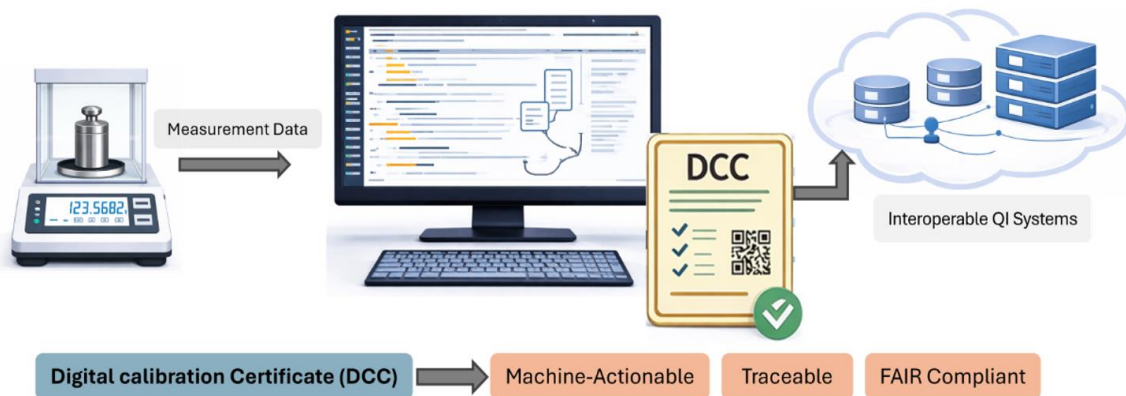


Fig 1. Digital Calibration Certificate (DCC) workflow from automated measurement data to interoperable, FAIR-compliant systems.

3



## Research Motivation

To develop a method for automated acquisition and structured logging of mass measurement data from manual balances, enabling compatibility with DCC-based workflows.



## Automated Instrument-Level Data Acquisition

- An automated data acquisition system for mass measurements was developed in LabVIEW, interfaced with an analytical balance via RS-232 communication.
- Serial communication is established using NI-VISA, configured with
  - 9600 baud rate, 8 data bits, no parity, 1 stop bit (8-N-1), 0x0F termination.
- The balance operates in **print-on-request mode**, transmitting measurement data only when triggered, enabling controlled data acquisition.

4

5



## Automated Instrument-Level Data Acquisition Architecture

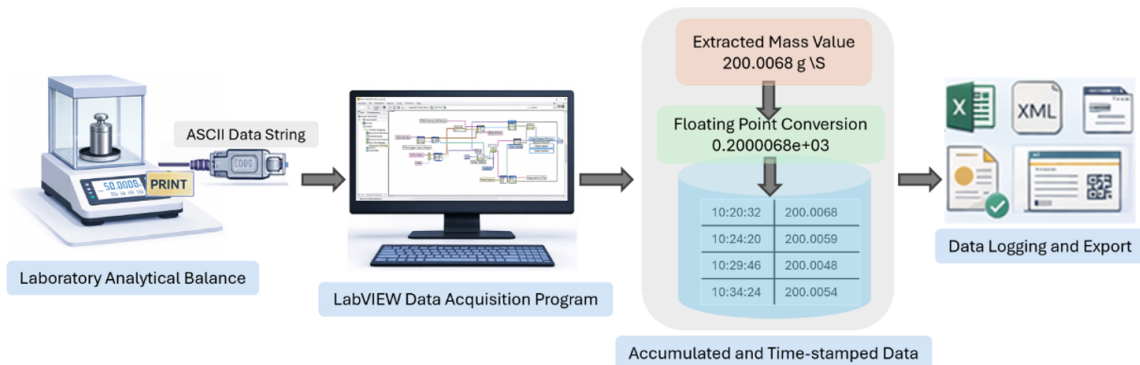


Fig 2. Automated Instrument-Level Data Acquisition for Mass Measurements: Designed in LabVIEW, interfaced with a balance via RS232 using NI-VISA to capture time-stamp and export measurement data.

6




## Integration of Balance with LabVIEW via RS-232 Communication



- Dual-range **semi-micro analytical balance** with high resolution up to **0.01 mg (0.00001 g)** and scalable capacity up to **220 g**.
- Equipped with RS-232 communication and print function, enabling integration with external data acquisition systems (e.g., LabVIEW).

- In LabVIEW, a **0x0F termination character** was configured to mark the end of each serial data message, to read the complete measurement string.



**ACZET CY 285C Analytical Balance**  
Model: CY 285C  
Max: 80/220gm  
Min: 10mg  
d:0.01/0.1 mg  
e:0.1/1mg

Fig 3. ACZET CY 285C analytical balance displaying 0.00000 g, with model specifications shown.

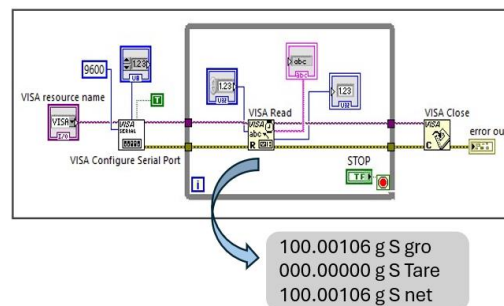


Fig 4. LabVIEW VISA serial read for weight data acquisition.

7



## LabVIEW Data Acquisition Program

- Incoming ASCII data are parsed in real time to extract the numerical mass value and converted to floating-point format .
- Data conditioning and validation are performed using threshold comparison, and averaging; and time-stamped for structured logging.
- Processed data is exported in machine-readable formats (xls/XML), enabling integration into Digital Calibration Certificate (DCC) workflows.

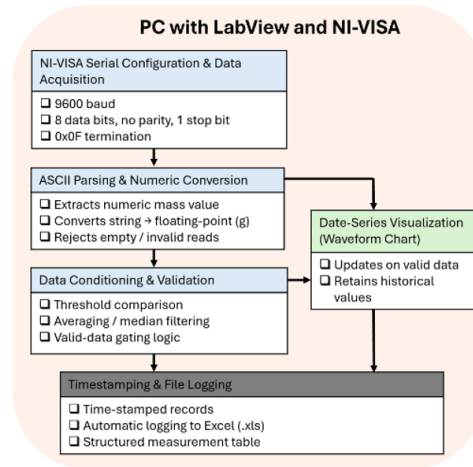


Fig 5. LabVIEW-Based Real-Time Data Processing and Logging Workflow

8



## LabVIEW Data Acquisition Program Front Panel

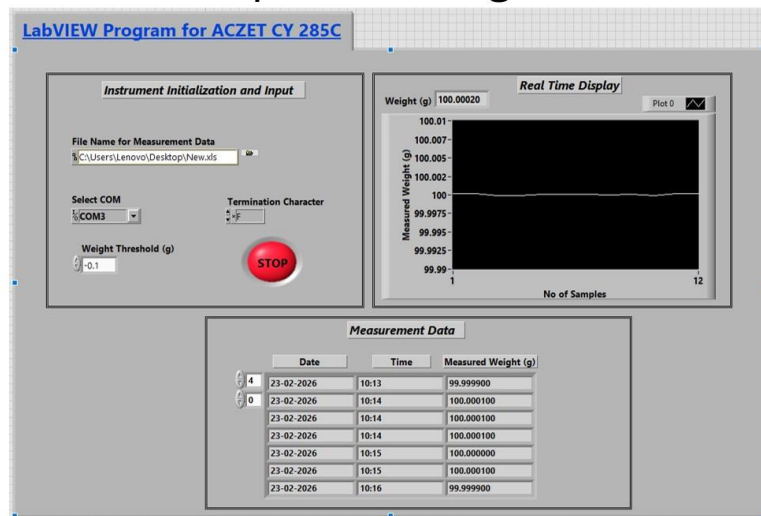


Fig 6. LabVIEW-Based Data Acquisition Interface for Automated Weighing and Logging

9



## Data Logging and Export

LabVIEW program for Mass Measurement Values Logging based on Print Request

+

LabVIEW program for Environmental Conditions Logging in Real Time

	A	B	C	D	E	F	G	H
1	Date	Time	Weight (g)		Time	Temp. (°C)	RH (%)	Pressure (mbar)
2	17-02-2026	10:44:00 AM	100.0006		10:40:00 AM	22.19	52.63	995.4
3		10:44:00 AM	100.0007		10:41:00 AM	22.20	52.63	995.4
4		10:45:00 AM	100.0006		10:42:00 AM	22.21	52.62	995.4
5		10:46:00 AM	100.0005		10:43:00 AM	22.22	52.61	995.4
6		10:46:00 AM	100.0005		10:44:00 AM	22.24	52.71	995.4
7		10:47:00 AM	100.0006		10:45:00 AM	22.24	52.73	995.4
8		10:48:00 AM	100.0006		10:46:00 AM	22.24	52.74	995.4
9		10:49:00 AM	100.0006		10:47:00 AM	22.25	52.63	995.3
10		10:50:00 AM	100.0006		10:48:00 AM	22.25	52.64	995.4
11		10:50:00 AM	100.0007		10:49:00 AM	22.26	52.59	995.4
12		10:51:00 AM	100.0007		10:50:00 AM	22.26	52.52	995.4

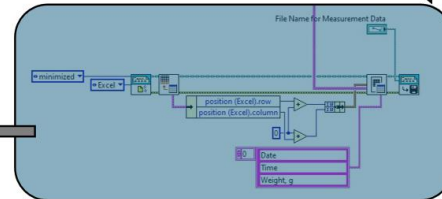


Fig 7. LabVIEW block diagram for Excel data logging with date-time stamp.

10



## Conclusion and Future Work

- The proposed approach provides a **practical way for interfacing conventional laboratory instruments with a host computer** thus integrating into digital workflow.
- The **data logging process is fully automated**, eliminating the need for human intervention.
- The scope for future work is the **integration of the generated xls data into the standardized DCC schema** for uncertainty budget calculation and official Digital Calibration Certificate.
- The program currently uses an **RS-232 interface**; it can be extended to support GPIB, USB or other interfaces to enhance compatibility with more instruments.
- Further enhancement can include **host-controlled communication**, allowing LabVIEW to send print commands and acquire measurements on demand.

11



## References

- [1] Hackel, Siegfried, Frank Härtig, Julia Hornig, and Thomas Wiedenhöfer. (2017). "The Digital Calibration Certificate" In Metrology for the Digitalization of the Economy and Society. Braunschweig: Physikalisch-Technische Bundesanstalt. <https://doi.org/10.7795/310.20170403>
- [2] Hackel, Siegfried, Shanna Schönhals, Lutz Doering, Thomas Engel, and Reinhard Baumfalk. (2023): "The Digital Calibration Certificate (DCC) for an End-to-End Digital Quality Infrastructure for Industry 4.0" Sci 5, no. 1: 11. <https://doi.org/10.3390/sci5010011>
- [3] Wilkinson, M., Dumontier, M., Aalbersberg, I. et al. (2016): "The FAIR Guiding Principles for scientific data management and stewardship" Sci Data 3, 160018. <https://doi.org/10.1038/sdata.2016.18>



12

*Digital Calibration Certificates begin at the instrument level.*

## Thank you

Authors:

Dr. Sarita Singh, Scientist, NPL India  
Dr. Bushra Ehtesham, Research Associate, NPL India  
Mr. Dinesh Chandra Sharma, Senior Technical Officer, NPL India  
Dr. Nidhi Singh, Chief Scientist, NPL India

13

[Back to Table of Contents above](#)

## 011 Vitalii Malisevych: Digital representation and verification of metrological traceability chains in quality infrastructure systems

Presenting author: Vitalii Malisevych [1]

E-mail address: [vitalii.malisevych@ifdcsms.com.ua](mailto:vitalii.malisevych@ifdcsms.com.ua)

Additional authors:

- Taras Kepeschuk [1],
- Denys Serediuk [1]

Institute:

[1] SE "Ivano-Frankivskstandartmetrology"; State Enterprise „Ivano-Frankivsk Scientific and Production Centre for Standardisation Metrology and Certification

Keywords: metrological traceability; digital calibration certificates; metrological data management; web-based information systems; quality infrastructure

### Abstract

The ongoing digital transformation of the quality infrastructure requires a fundamental shift from paper-based calibration documents to machine-readable, interoperable, and verifiable digital representations [1]. Although Digital Calibration Certificates (DCC) provide a standardized container for calibration results, reliable digital verification of metrological traceability throughout the entire calibration chain remains a significant challenge.

The aim of this work is to develop and describe the architecture of a web portal designed to automate the collection, storage, and provision of access to the results of metrological activities in machine-readable formats. The object of the study is the process of metrological data management, while the subject is the methods for designing a specialized web-based resource to ensure transparency and metrological traceability in a digital environment.

The software implementation of the system is based on a relational data model in which metrological traceability is represented as a directed acyclic graph. In this graph, nodes correspond to reference standards and measuring instruments, while edges represent documented calibration events. This approach enables the correct description of both linear and branched calibration chains, which are characteristic of complex measurement systems, such as those used in gas metering applications.

The system architecture is implemented as a client–server web portal integrated with a relational database, providing centralized data storage, access control, and automated processing of calibration data. To enable automated traceability verification, a depth-first search algorithm implemented using recursive SQL queries is applied. This allows the system to instantly reconstruct a continuous calibration chain from a customer’s working instrument to national measurement standards.

A key advantage of the proposed approach is the integration of traceability verification directly into the web portal. For end users, traceability is not only verified but also visualized in an intuitive graphical form, enhancing transparency and confidence in calibration results. The system maintains a complete calibration history for each instrument, supports version control, and prevents inconsistent or unauthorized modifications.

The developed solution was implemented and tested at the SE “IVANO-FRANKIVSKSTANDARTMETROLOGY”, with a focus on instruments for gas volume and flow measurement. It enables automated traceability verification and supports the transition from

best practices to a standardized, interoperable digital quality infrastructure, providing a robust foundation for future workflows based on DCC.

References:

- [1] Eichstädt, Sascha (2021): Metrology for the digital age, in: Measurement: Sensors, volume 18, <https://doi.org/10.1016/j.measen.2021.100232>

[Back to Table of Contents above](#)

## [Presentation #011 of Vitalii Malisevych](#)

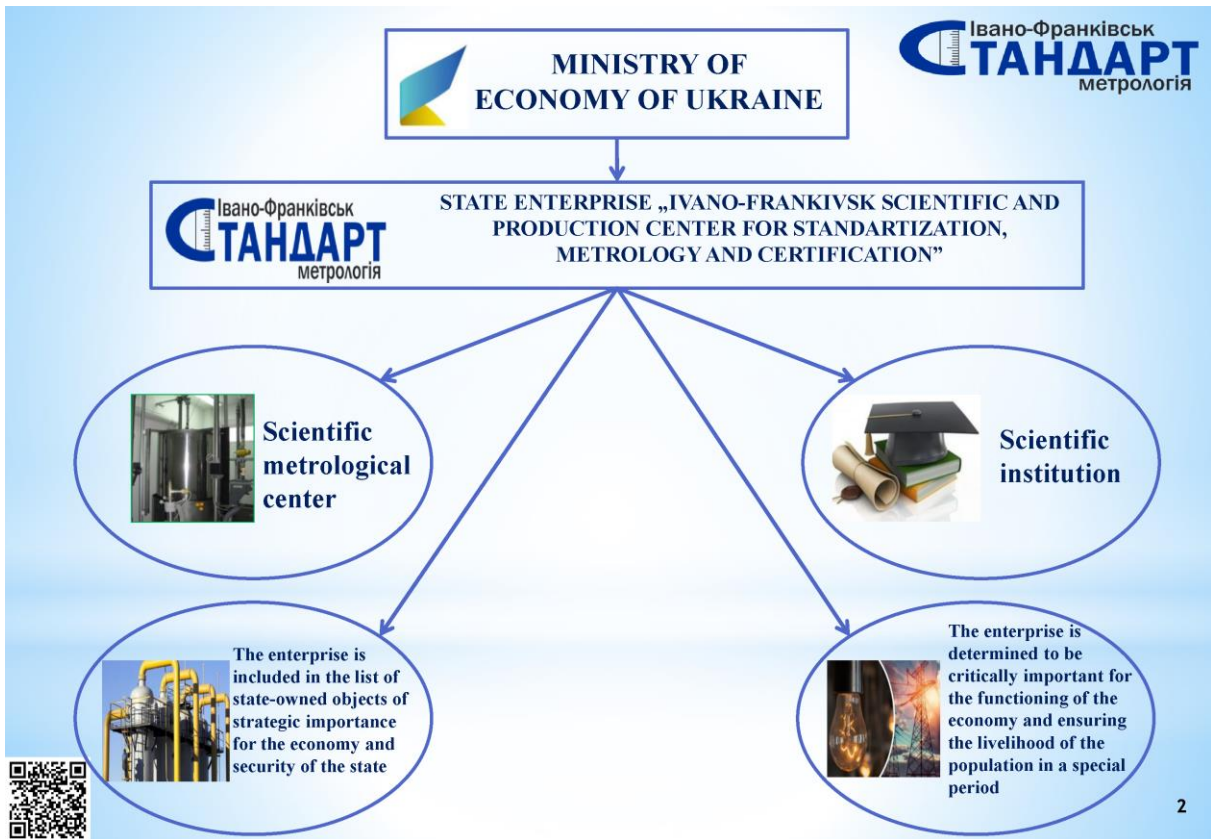


**STATE ENTERPRISE „IVANO-FRANKIVSK SCIENTIFIC AND PRODUCTION CENTER FOR STANDARTIZATION, METROLOGY AND CERTIFICATION”**

**Івано-Франківськ  
СТАНДАРТ  
метрологія**

**Digital representation and verification of metrological traceability chains in quality infrastructure systems**

[Vitalii Malisevych,](#)  
Taras Kepeschuk,  
Denys Serediuk  
[vitalii.malisevych@ifdcsms.com.ua](mailto:vitalii.malisevych@ifdcsms.com.ua)



### Motivation: Why Digital Traceability?

**Івано-Франківськ СТАНДАРТ метрологія**

## Current Challenges

<p><b>Paper Certificates</b></p> <p><b>Manual traceability checks</b></p>	<p><b>Closed PDF Reports</b></p> <p><b>Manual traceability checks</b></p>
<p><b>Manual Traceability Checks</b></p>	<p><b>Industry 4.0 Requirements</b></p>

3



## Metrology in digital transformation

- M4DT**
- Digital Quality Infrastructure (DQI)**
- Data as a trusted asset**

Digital transformation in metrology, often referred to as *Metrology for Digital Transformation*, requires rethinking how measurement data are generated, exchanged, and verified. Digital Quality Infrastructure provides the framework in which trust is established not by paper documents, but by verifiable digital data.



4

## Digital Calibration Certificates (DCC)

Enabling Automated Processing with Structured, Machine-Readable Data.

### KEY FEATURES

- Machine-readable format**  
Data is easily interpretable by software for automation.
- Structured data (XML)**  
Organized in a standardized, hierarchical format.
- Measurement results + uncertainty**  
Includes complete measurement data and associated uncertainty information.

### THE DCC ADVANTAGE

<p><b>Traditional PDF Certificate</b> Static, Manual, Human-Readable</p>	<p><b>Digital Calibration Certificate (DCC)</b> Dynamic, Automated, Machine-Readable</p>
--	--

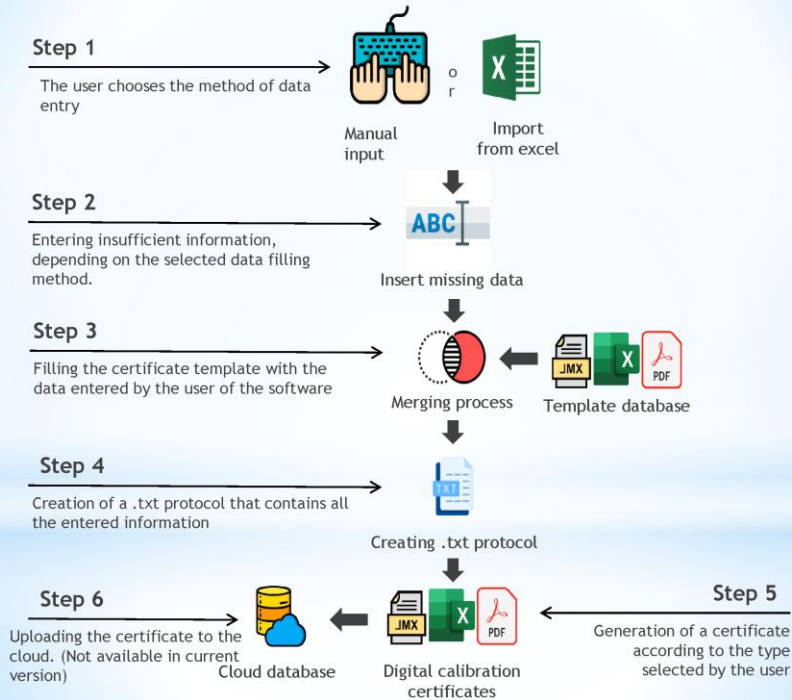
Unlike PDFs, DCCs provide structured, machine-readable data that include not only results, but also uncertainty information and metadata required for automated processing, enabling seamless integration into digital workflows.



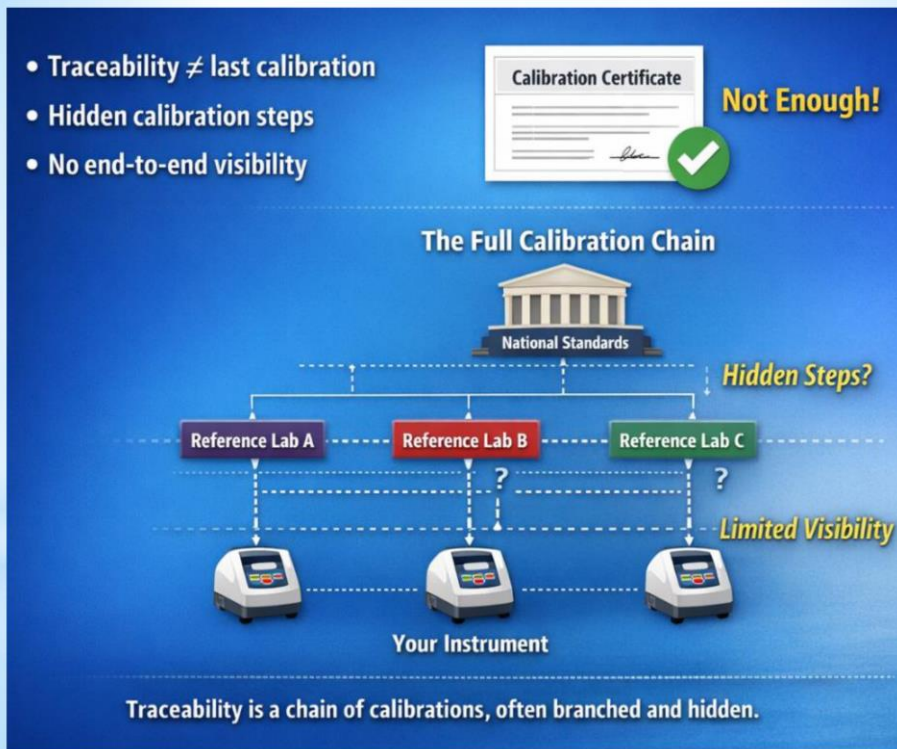
5



### Functional diagram of the application



### Problem: Traceability Is More Than One Certificate



## Metrological Traceability Chain

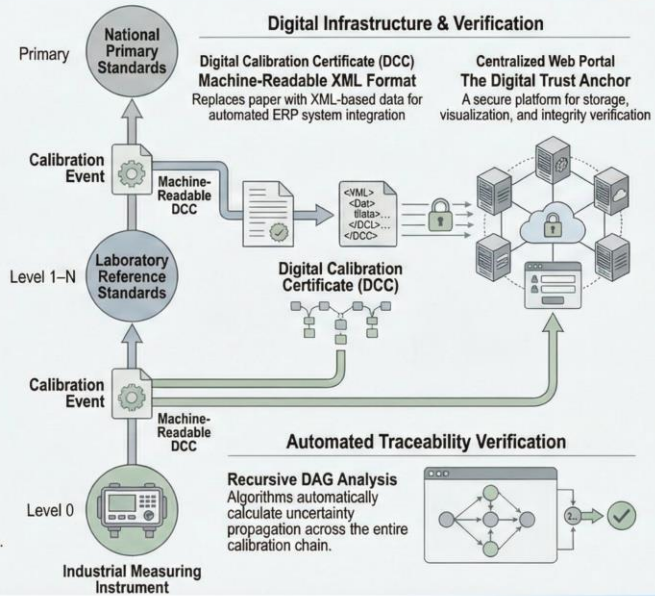
### Continuous Calibration Hierarchy Flow

**The Apex of Accuracy:**  
The ultimate reference for measurement units at the national level.

**Secondary Calibration Tiers:**  
Intermediate standards that bridge national benchmarks to industrial applications.

TRACEABILITY LEVELS & DATA ROLES		
TRACEABILITY LEVEL	ENTITY TYPE	DATA ROLE
Primary	National Standard	The absolute "Anchor of Confidence"
Level 1-N	Reference Standards	Cumulative uncertainty propagation nodes
Level 0	Industrial Instrument	End-point measurement and data generation

**End-User Application Level:**  
Final instruments used in production, requiring verified links to primary standards.

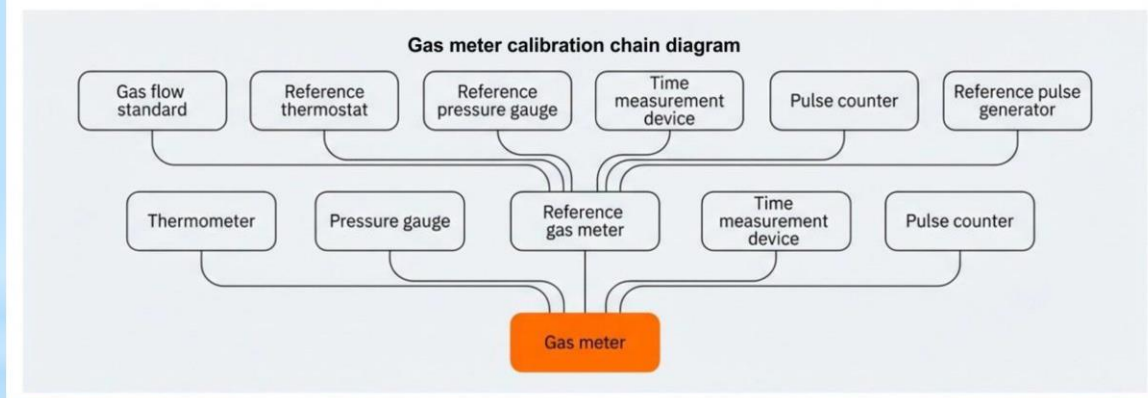


10

## Traceability chain modeling

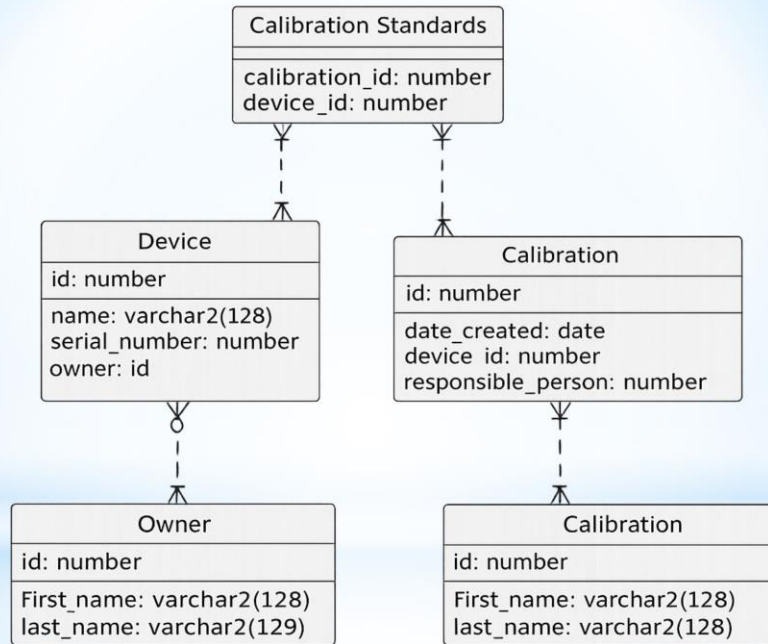


Traditional linear model



11

## Calibration database diagram



12

## Application interface

The screenshot shows the application interface for 'Ivano-Frankivskstandardmetrology'. It includes a search bar, a navigation menu with 'Home' and 'FTA Register', and a main content area with a table of 'FTA Register' items. Each item has 'Change' and 'Add' links. A 'My Actions' sidebar on the right lists recent activities like 'Added Metrological Service' and 'Added FTA'. A login form is visible on the left side of the interface.

Login and password input fields

Main menu interface



13

## Application interface

The screenshot displays the 'Add Metrological service' form. The 'Service type' is set to 'Verification', the 'Date of event' is '18.02.2026', and the 'The FTA under investigation' is 'BK-G4T No 3719583'. A modal window is open for adding a new FTZ, showing details for 'BK-G4T' with serial number '3719583', type 'Gas meters', year '2008', and accuracy class '1.5'. The 'Characteristics of the FTZ' table is as follows:

Characteristic	Value	Remove?
Gas meters - Standard size	G4T	Remove
Gas meters - Minimum flow rate	0,04	Remove
Gas meters - Maximum flow rate	q	Remove

Below the form, the 'Certificates/Attestations' section shows a document number '044T-2026', type 'Certificate', issue date '18.02.2026', end date '18.02.2034', and publisher 'Barchuk Andriy Mykhailovych'.

Measuring instruments data entry interface

14

## Application interface

The screenshot shows the 'ELECTRONIC REGISTER OF FREE TRADE ZONES' page. It includes a 'REFERENCE INFORMATION' section and a 'SUPERVISOR LOGIN' section. The main feature is a search box titled 'SEARCH FOR A CERTIFICATE/INVALIDITY CERTIFICATE/INVALIDITY CERTIFICATE'. The search instructions are: 'To search for information about a FTA, enter either the FTA name and serial number or the certificate/certificate of unfitness number.' The search input field contains '3719583'.

Search box interface

15

## Application interface

To search for information about a FTA, enter either the FTA name and serial number, or the certificate/certificate/certificate of unfitness number.

SEARCH RESULTS	
Type of FTZ	Gas meters
Name	БК-G4T
Factory number	3719583
Year of manufacture	2008
Maximum consumption	6 m <sup>3</sup> /year
Minimum consumption	0.04 m <sup>3</sup> /year
Standard size	G4T
Owner	SE "IVANO-FRANKIVSKSTANDARTMETROLOGIA"
Producer	Elster s.r.o
<b>Verification</b>	
Date of event	Feb. 18, 2026
The unit that performed	Test laboratory Center for scientific assurance of gas flow measurements SE "IVANO-FRANKIVSKSTANDARTMETROLOGIA"
Result	Suitable
Document type	Certificate
Document number	044P-20/26
Valid until:	Feb. 18, 2034
<b>Applied standards</b>	
Name of the standard	Universal gas meter testing stand

Information on measuring instruments provided to the user

16

## CONCLUSIONS

### Implemented Web System

Scalable Architecture

Digital Traceability is Feasible

Web Portal Enables Trust

Traceability Chain

Calibration Data Migrated to Relational Database

Verified Digital Certificates

Digital Metrological Traceability Achieved

### Next Steps

#### Integration & Interoperability

National Registers

Cross-Border Interoperability

17

**Thank you for your  
attention!**



18

QR: <https://free-qr.com/link/XyYGdRFHsminrPsQ>

[Back to Table of Contents above](#)

## 012 Mauricio Sáchica: Process Automation in Metrology: A Use Case for Enhanced Accuracy and Efficiency

Presenting author: Mauricio Sáchica [1]

E-mail address: [msachica@inm.gov.co](mailto:msachica@inm.gov.co)

Additional authors:

- M. Sachica [1],
- N. Vargas [1],
- F. Rubiano [1]

Institute:

[1] Instituto Nacional de Metrología de Colombia, Avenida Carrera 50 No. 26 – 55 Interior 2  
CAN, Bogotá, Colombia

Keywords: Process automation, Electrical metrology, Characterization of measurement standards, Data processing, Interoperability

### Abstract

The Direct and Alternating Current Laboratory of the National Metrology Institute of Colombia has developed software tools in multiple programming languages to automate data acquisition, processing, and analysis. This automation enabled process optimization, the maintenance of measurement standards, and the characterization and prediction of values.

A major advantage of most electrical measurement systems is their ease of automation through various communication interfaces. This is particularly important given the large volume of data involved in calibration and measurement processes. Thus, in a routine calibration process, an application controls the equipment within the measurement system and automatically acquires measurement data, while an application records the environmental conditions. The generated data files are subsequently processed using an application or spreadsheet that requires reference standard values. These values are obtained from an application that predicts the reference values and their associated measurement uncertainty by analysing instrument behaviour based on information reported in calibration certificates and stored in a laboratory database [1].

Accordingly, the laboratory has developed a set of applications as part of the ongoing evolution of its automation systems, enabling the use of multiple communication protocols and programming languages. These applications are used together in an interoperable manner within measurement and calibration processes. The next step is to further optimize the automation systems in order to reduce manual tasks, improve interoperability, and generate Digital Calibration Certificates (DCCs). These DCCs will also populate the laboratory database, which is used to predict values, characterize measurement standards, perform intermediate checks, determine calibration intervals, and support other metrological activities. This approach enables the laboratory to maximize the use of non-redundant information and ensure reliable measurement results.

Thanks to automation, large volumes of data can be collected and used to characterize the behaviour of measurement standards, thereby enabling the reduction of measurement uncer-

tainty through improved knowledge and statistical analysis [1]. Automation not only optimizes processes but also improves measurement accuracy, making it a key asset in metrology.

References:

[1] Mauricio Schica, Alexander Martnez (2021): Prediction of measurement standard values to improve uncertainty, under well-defined drift conditions, in: Measurement: Sensors, Volume 18.

[Back to Table of Contents above](#)

## [Presentation #012 of Mauricio Schica](#)

The printed version of the proceedings originally required submissions in .pdf or .pptx format. Unfortunately, the author did not submit their presentation in one of the requested formats by the end of the editorial deadline.

Please contact the author directly for more insights in the topic.

[Back to Table of Contents above](#)

## 013 Saad Bin Qoud: Digitally Linking BIPM Service and Smart KCDB Data Acquisition to NMCC Calibration Services Platform based on Fast API

Presenting author: Saad Bin Qoud [1]

E-mail address: [s.qoud@saso.gov.sa](mailto:s.qoud@saso.gov.sa)

Additional authors:

- Fahad A. AlMuhlaki [1],
- Rayan A. AlYousefi [1],
- I. AlFaleh [1],
- N. Qahtani [1],
- A. El-Matarawey [2]

Institute:

[1] MCC-SASO- Saudi Arabia

[2] National Institute of Standards (NIS-Egypt)

Keywords: Digital Metrology, SI Traceability, FastAPI, Automation, Key Comparison, Database (KCDB), NMCC, SASO.

### Abstract

The establishment and preservation of robust digital traceability to the International System of Units (SI) have become a foundational requirement in modern metrology, driven by increasing automation, data integration, and regulatory expectations for transparency and reproducibility. In this context, the National Metrology Institute (NMI) face insistent challenges in maintaining a consistent, verifiable, and up-to-date linkage between locally issued calibration certificates and internationally recognized reference data.

This paper introduces a novel software architecture that automates and digitizes the critical traceability pathway between the services of NMCC -SASO and the authoritative international reference data maintained by the Bureau International des Poids et Mesures (BIPM). The proposed solution is implemented as a RESTful middleware layer developed using the FastAPI framework, designed to interface programmatically with BIPM digital services, including the Key Comparison Database (KCDB). Through this interface, the system enables automated retrieval and synchronization of Service categories classification, SI Units, Quantities, Prefixes, Constants, Decisions, Certified Calibration and Measurement Capability (CMC) entries, reference values from key comparisons (KCs), and associated technical guidance documentation. By embedding live, authoritative international metrology data directly within the NMCC laboratory management environment, the platform enables automated validation of locally issued calibration certificates against the most current SI realizations and comparison outcomes. This approach eliminates reliance on manual data searches, substantially reduces the risk of transcription and interpretation errors, and ensures that each calibration certificate is accompanied by a transparent and auditable digital extraction linking it directly to the KCDB. The paper details the system architecture, including data flow design, API security and key management strategies, and mechanisms for ensuring data integrity and availability. A case study from an operational electrical standards laboratory is presented to demonstrate the system's effectiveness in streamlining compliance workflows, enhancing traceability assurance, and supporting sustained conformity with international metrological requirements. The proposed architecture

provides a scalable and extensible framework for advancing digital SI traceability across national calibration infrastructures.

## [Presentation #013 of Saad Bin Qoud](#)

The printed version of the proceedings originally required submissions in .pdf or .pptx format. Unfortunately, the author did not submit their presentation in one of the requested formats by the end of the editorial deadline.

Please contact the author directly for more insights in the topic.

[Back to Table of Contents above](#)

## 014 Alexander Knaak: Presentation of the new website “Digital Metrology” (PTB) and open exchange

Presenting author: Alexander Knaak [1]

E-mail address: [alexander.knaak@ptb.de](mailto:alexander.knaak@ptb.de)

Institute:

[1] Physikalisch-Technische Bundesanstalt, Braunschweig, Germany

Additional authors: Nil

Keywords: Digitalization, Metrology, Digital Metrology

### Abstract

This presentation will highlight the main features of the upcoming new PTB website “Digital Metrology”, which will be accessible publicly in the next months.

The website will display all currently ready and planned digital certificates of PTB as well as many helpful tools and utilities to simplify the application of digital certificates. Furthermore there will be basic information about the Digitalisation of Metrology in general as well as the digitalisation of PTB itself.

After an overview of the structure of the website and some highlights, a discussion with the participants will hopefully generate new insights about expectations and needs from users outside of PTB and Germany.



References:

[1] URL tbd

## Presentation #014 of Alexander Knaak



**Alex Knaak**

Short presentation of the new website **DMET-Digital Metrology**



Alex Knaak

Braunschweig, 16.04.2026



### DMET-Website

- UX
- English
- Landing Page
- Bidirectional
- Maturity of projects
- Many roads lead to Rome
- Keep it simple

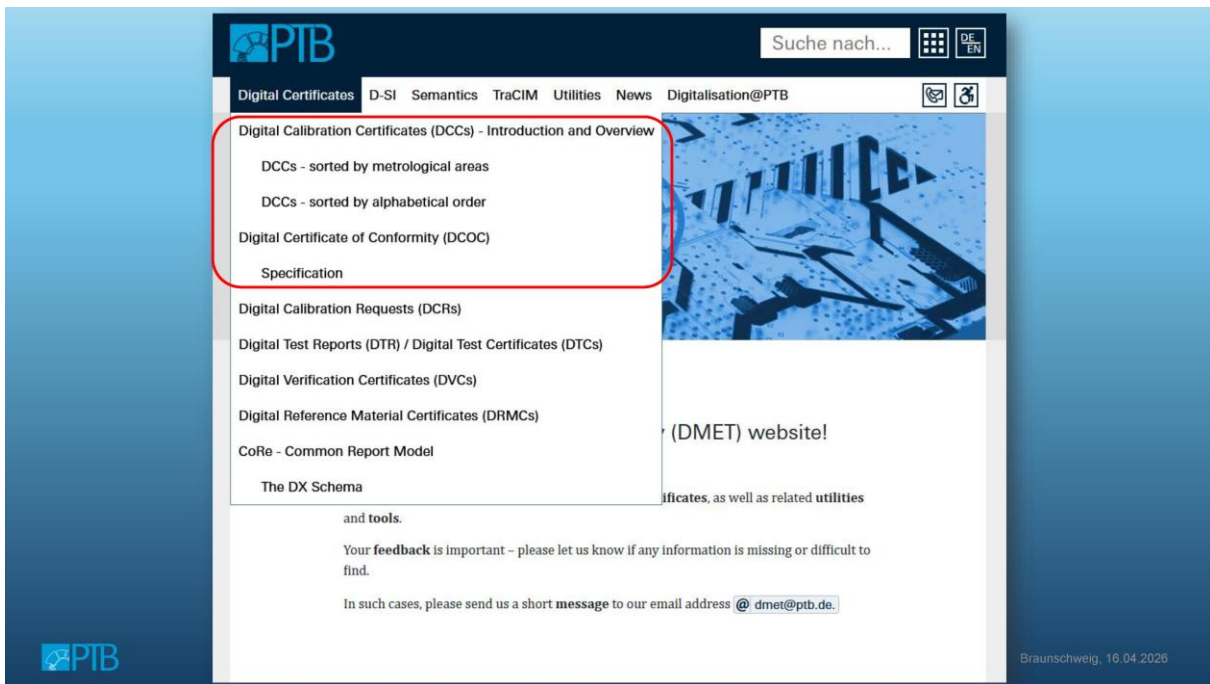



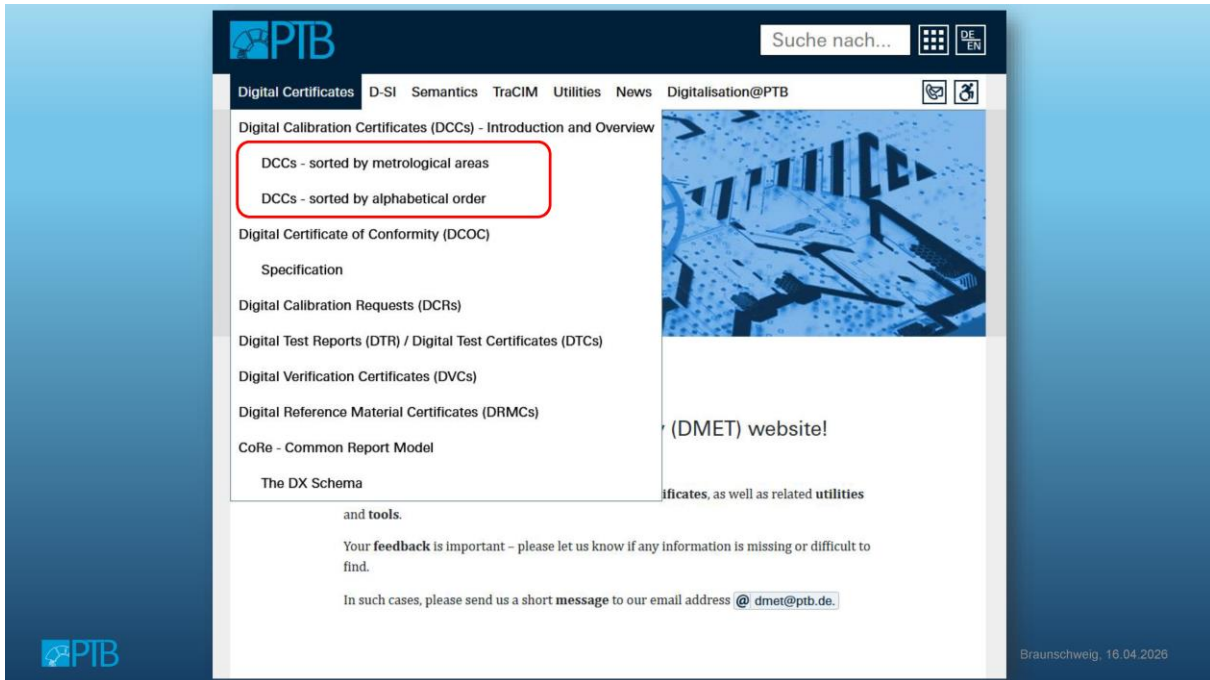
Alex Knaak

Braunschweig, 16.04.2026

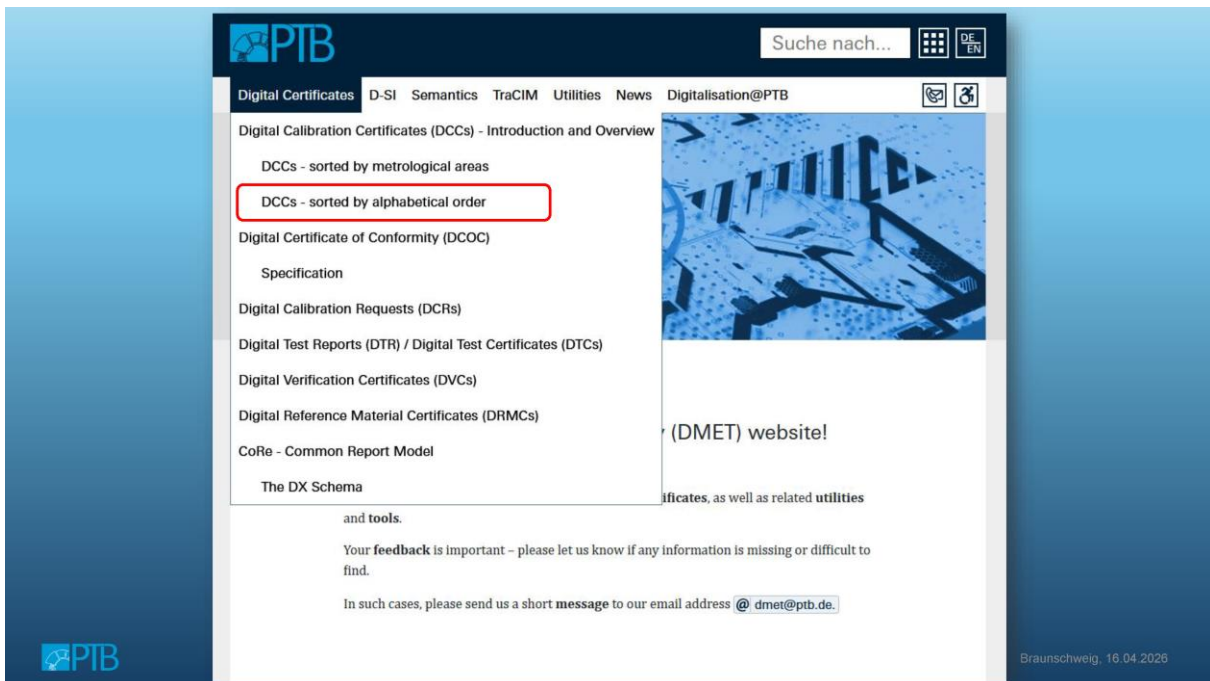
The screenshot shows the DMET website homepage. At the top, there is a search bar with the text "Suche nach..." and a language selector for "DE/EN". Below the search bar is a navigation menu with links for "Digital Certificates", "D-SI", "Semantics", "TraCIM", "Utilities", "News", and "Digitalisation@PTB". The main header features the "DMET Digital Metrology" logo over a blue background with a circuit-like pattern. Below the header is a "Timeline" section with a blue arrow pointing right. The timeline consists of several circular nodes connected by arrows, each representing a development phase: "Frühjahr 2025 - Konzeption", "Sommer 2025 - Material-sammlung", "Herbst 2025 - Seiten-aufbau", "Winter 2025/2026 - Feintuning", "16.04.2026 - Interne Präsentation PTB", and "Mai / Juni 2026 - Externe Präsentation". The footer includes the PTB logo, the name "Alex Knaak", and the date "Braunschweig, 22.05.2026".

This screenshot shows the main content area of the DMET website. The top navigation bar is highlighted with a red box, containing the same search bar and menu as the previous screenshot. Below the header, the "DMET Digital Metrology" logo is displayed. The main content area has a white background and contains the following text: "Welcome to the Digital Metrology (DMET) website!", "Here you will find information about PTB's digital certificates, as well as related utilities and tools.", "Your feedback is important - please let us know if any information is missing or difficult to find.", and "In such cases, please send us a short message to our email address @ dmet@ptb.de". The footer includes the PTB logo, the name "Alex Knaak", and the date "Braunschweig, 16.04.2026".





The screenshot shows the PTB website's navigation menu for Digital Certificates. The menu items are: Digital Calibration Certificates (DCCs) - Introduction and Overview, Digital Certificate of Conformity (DCOC), Digital Calibration Requests (DCRs), Digital Test Reports (DTR) / Digital Test Certificates (DTCs), Digital Verification Certificates (DVCs), Digital Reference Material Certificates (DRMCs), CoRe - Common Report Model, and The DX Schema. The 'DCCs - sorted by alphabetical order' option is highlighted with a red box. The right side of the page features a blue-tinted image of a laboratory setting and a text area that includes '(DMET) website!' and 'ificates, as well as related utilities'. At the bottom, there is a footer with the PTB logo and the date 'Braunschweig, 16.04.2026'.



This screenshot is identical to the one above, showing the PTB website's navigation menu for Digital Certificates. The menu items are: Digital Calibration Certificates (DCCs) - Introduction and Overview, Digital Certificate of Conformity (DCOC), Digital Calibration Requests (DCRs), Digital Test Reports (DTR) / Digital Test Certificates (DTCs), Digital Verification Certificates (DVCs), Digital Reference Material Certificates (DRMCs), CoRe - Common Report Model, and The DX Schema. The 'DCCs - sorted by alphabetical order' option is highlighted with a red box. The right side of the page features a blue-tinted image of a laboratory setting and a text area that includes '(DMET) website!' and 'ificates, as well as related utilities'. At the bottom, there is a footer with the PTB logo and the date 'Braunschweig, 16.04.2026'.

PTB

Suche nach... DE EN

Digital Certificates D-SI Semantics TraCIM Utilities News Digitalisation@PTB

# DMET

Digital Metrology

Digital Metrology » Digital Certificates » Digital Calibration Certificates (DCCs) - Introduction and Overview

## Digital Calibration Certificates (DCCs)

-> sorted by alphabetical order

A

C

r

Braunschweig, 16.04.2026

PTB

Suche nach... DE EN

Digital Certificates D-SI Semantics TraCIM Utilities News Digitalisation@PTB

# DMET

Digital Metrology

Digital Metrology » Digital Certificates » Digital Calibration Certificates (DCCs) - Introduction and Overview

## Digital Calibration Certificates (DCCs)

-> sorted by alphabetical order

A

DCC for Measurand XXX

Documentation: (no entries)

Braunschweig, 16.04.2026

Digital Metrology » Digital Certificates » Digital Calibration Certificates (DCCs) - Introduction and Overview

## Digital Calibration Certificates (DCCs)

-> sorted by alphabetical order

A

**DCC for Measurand XXX**

Documentation: (no entries)

XML: (no entries)

Gitlab: (no entries)


contact: (no entries)

*DCCs currently under development for:*

- Acceleration sinusoidal / sinusförmige Beschleunigung,
- Acceleration shock / Stoßbeschleunigung

Contact: @ Thomas Bruns (PTB) / +49 531 592 1700

 Alex Knaak Braunschweig, 16.04.2026

 Suche nach... DE EN

Digital Certificates D-SI Semantics TraCIM Utilities News Digitalisation@PTB

## Digital Metrology

F

**DCC for Femtosecond Measurement Technology**

Documentation: (no entries)

XML: (no entries)

GITLAB: (no entries)

Result reports for calibrations of *broadband sampling oscilloscopes*.

Contact: @ Heiko Fuser (PTB) / +49 531 592 2540

---


**DCC for Flow Cytometry**

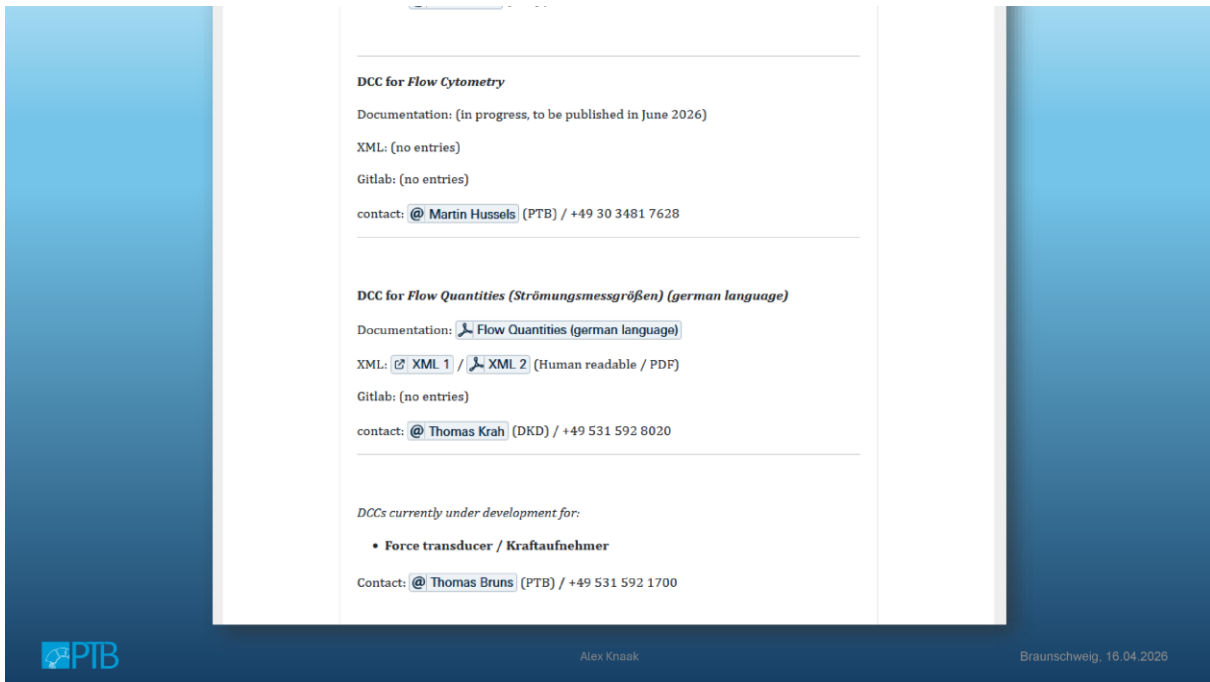
Documentation: (in progress, to be published in June 2026)

XML: (no entries)

Gitlab: (no entries)

contact: @ Martin Hussels (PTB) / +49 30 3481 7628

 Braunschweig, 16.04.2026



**DCC for Flow Cytometry**

Documentation: (in progress, to be published in June 2026)


XML: (no entries)



Gitlab: (no entries)

contact: @ Martin Hussels (PTB) / +49 30 3481 7628

---

**DCC for Flow Quantities (Strömungsmessgrößen) (german language)**

Documentation:  Flow Quantities (german language)

XML:  XML 1 /  XML 2 (Human readable / PDF)

Gitlab: (no entries)


contact: @ Thomas Krah (DKD) / +49 531 592 8020

---

*DCCs currently under development for:*

- Force transducer / Kraftaufnehmer

Contact: @ Thomas Bruns (PTB) / +49 531 592 1700

 Alex Knaak Braunschweig, 16.04.2026



Please send questions and remarks to the following mail-address:

**dmet@ptb.de**

 Alex Knaak Braunschweig, 16.04.2026

Day 2 2026-02-25 Wednesday  
Plenary Session  
Session Chair: Anjali Sharma

P03 James Fedchak:  
Challenges in Creating DCCs

Presenting author: James Fedchak [1]

E-mail address: [james.fedchak@nist.gov](mailto:james.fedchak@nist.gov)

Additional authors:

- Wei Ren [1]

Institute:

[1] National Institute of Standards and Technology: Physical Measurement Laboratory, 100

Keywords: DCC, calibration certificate generation, semantics, taxonomy.

## Abstract

NIST was founded in 1901 and presently offers between 400 and 500 calibration services. Many have evolved organically over time; consequently, there are now a wide variety of calibration report (certificate) formats, data formats, and data repositories with formats and locations unique to various services. Report data and metadata come from several sources: an ecommerce system that contains customer metadata, the technical personnel performing the calibration, data and metadata contained in repositories local to the service, and data acquisition and analysis applications specific to the service. The digital transformation of such a large array of services and data sources with little to no harmonization of data and information formats among them is a daunting task. Nevertheless, we defined a goal to be able to generate a digital calibration report upon customer request. This task has several key elements: first we are developing an application to collect the calibration data and metadata and map it into a calibration report data model. The elements of that data model can then be mapped into a digital calibration certificate (DCC) [1], saved to a common repository, and used to generate a human readable report. We have now undertaken the project of creating a report generation application to accomplish these tasks. However, we have encountered many challenges in creating a DCC for NIST's services. For example, proper semantics and syntax for the uniquely identifying measurands for the plethora of quantities and measurands reported by NIST's services is a challenge. Creating an application flexible enough to handle the variety of human readable reports and data formats is another. And, after creating a DCC, can it be machine readable and interpretable by the applications of external customers? We will discuss these challenges and possible solutions in our evolving project to transform our measurement services.

References:

[1] <https://www.ptb.de/dcc/DCC.xsd>, version 3.3.0, last accessed: 01.01.2026

[Back to Table of Contents above](#)

Presentation #P03 of James Fedchak

# Challenges in Creating DCCs

James Fedchak & Wei Ren

Physical Measurement Laboratory  
National Institute of Standards and Technology

## DCC and Digital Transformation

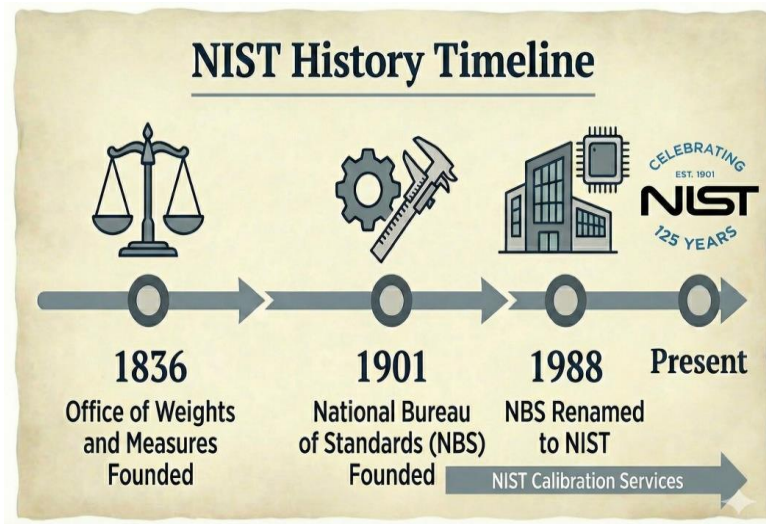
We will discuss our efforts to produce digital calibration reports (certificates) for NIST customers

- Little demand for DCC or other digital products
- However, US Industries and organizations want NIST's involvement, guidance, and leadership

Present efforts focus on:

- Develop ability to **produce DCC** for stakeholders
- **Increase internal efficiency**
- Develop tools for stakeholders to use DCCs and other digital products





- NIST became the national standards laboratory for the US in 1901
- More than 100 years of measurement services
- Services have organically evolved over time

## Digital Calibration Reports: Technical challenges

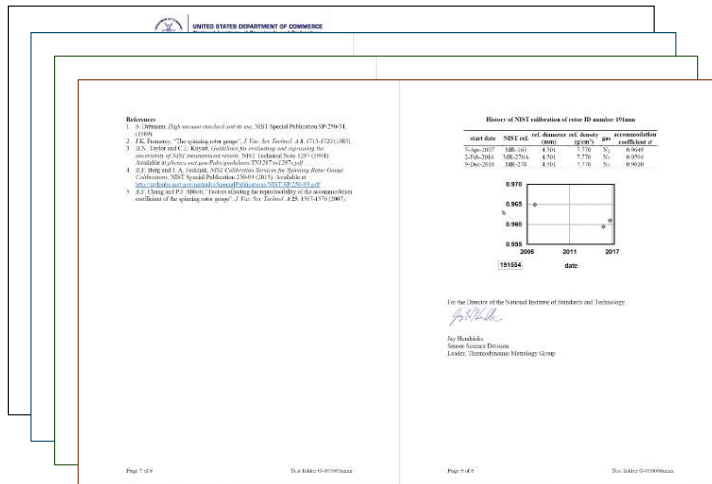


### Digital Calibration Reports

#### Landscape of Technical Challenges

- NIST has between 400 - 500 services
- **Every report** seems to be a **different format**
  - NIST reports contain a lot of educational material
  - Often contain data history
- Report **metadata & data** comes from **various sources**
  - Customer metadata is collected through our e-commerce system
  - Other data & metadata comes from calibration operators or other databases
  - Local databases with unique formats





### Example of NIST Calibration Report

#### Pages 1 and 2

- Report Metadata
- Calibration data
- Data from previous report

#### Pages 3 and 4

- Condition of items
- Description of methods
- Description of analysis
- Description of uncertainty budget
- Traceability Statement

#### Pages 5 and 6

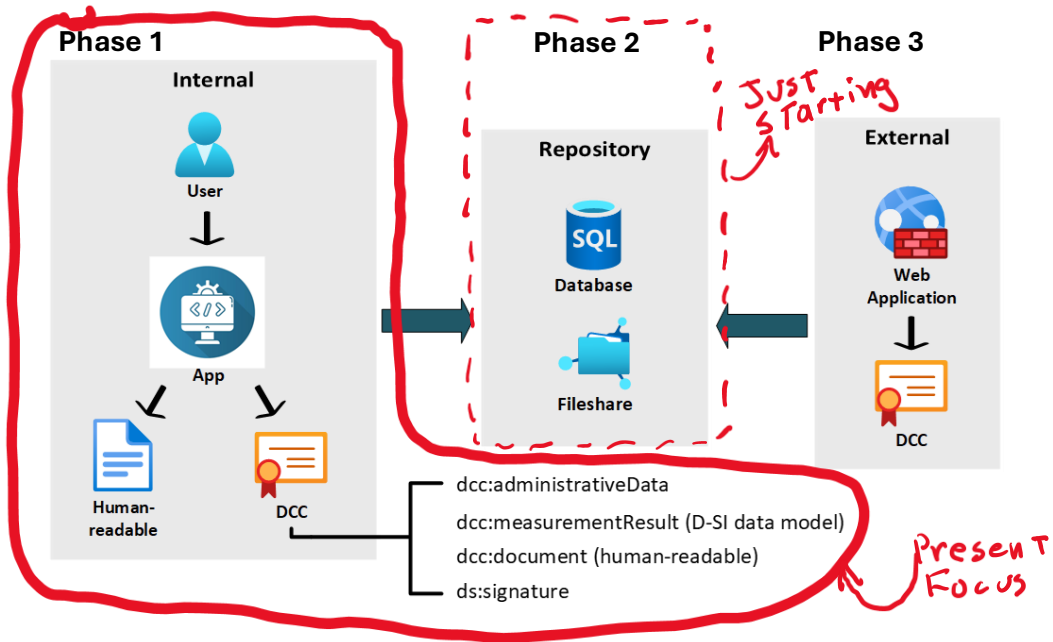
- Description of uncertainty budget continued
- Additional comments

#### Pages 7 and 8

- References
- Tables and graphs of historic calibration data
- Signatures

## Plan to create NIST DCC

- Phase 1 – Report Generation
  - Develop an internal Calibration Report Generation App
    - Produces human readable and DCCs
- Phase 2 – Data Model and Repository
  - Develop a comprehensive data model to support a data repository for the structured storage of measurement results, human-readable reports, and digital certificates.
- Phase 3 – Tools for External Stakeholders
  - Develop a Web App for external users to download digital certificates, browse history values and help to make decision about which measurement services best suit customer needs.

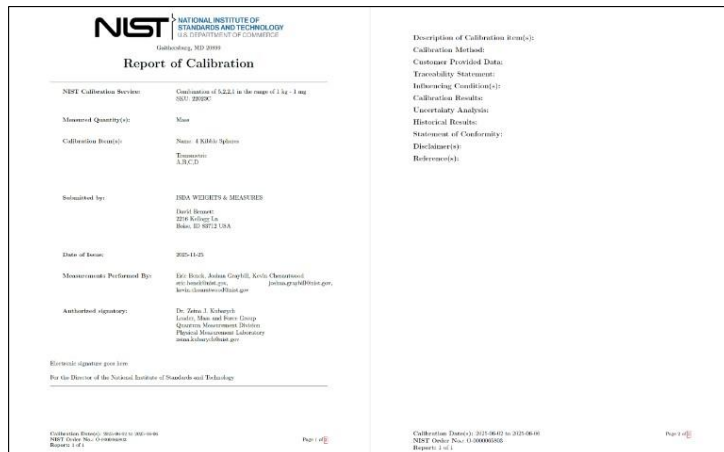


# Phase 1: Develop a Report Template NIST

- We developed a calibration report template in LaTeX
- The application produces reports in a common template
- Report elements are now easy to identify
- Contains 17025 required elements

**LaTeX has many advantages**

- Allows complex formatting
  - Different style files
- LaTeX templates are robust
- Can be incorporated into a digital report
- AI tools make conversion to LaTeX easy



# An LLM helps convert to LaTeX NIST

This LLM helps convert to LaTeX  
Little or no editing is needed!

Llama-4-Maverick-17B-12BE-Instruct-FP8  
Uncertainty

A pressure measurement made with this gauge will have a relative standard uncertainty of

$$U_{P_{\text{user}}} = 2\sqrt{u_{\sigma}^2 + (u_T/2)^2 + u_{\text{drag}}^2 + u_A^2 + u_{\text{DCR}}^2/12}$$

where:

- $u_{\sigma}$  = relative standard uncertainty of  $\sigma$  at the time of calibration
- $u_T$  = relative standard uncertainty of the user's temperature value
- $u_{\text{drag}}$  = relative standard uncertainty of the residual drag measured by the user
- $u_A$  = Type A relative standard uncertainty of the measurement reproducibility
- $u_{\text{DCR}}$  = relative standard uncertainty due to changes of  $\sigma$  after calibration

For each contribution, the standard uncertainty  $u$  corresponds to an estimated standard deviation. The expanded uncertainty  $U_P$  corresponds to a coverage factor  $k = 2$ , which means that if the user measures a value  $P_{\text{user}} = P_{\text{true}}/\sigma$ , the true pressure has a 95% probability of lying within the interval  $P_{\text{true}}(1 \pm U_P)$ . More detail about the component uncertainties is given below. See Ref. for a more general discussion of calculating uncertainty.

$u_{\sigma}$  is the total standard uncertainty of  $\sigma$  at the time of calibration. The value of  $u_{\sigma}$  is given on the first page of this report.  $u_T$  is the relative standard uncertainty of the temperature of the user's vacuum chamber. The following example illustrates the significance of this component. Suppose that the user enters into the controller a value that is in error by  $\Delta T = 1$  K. Equation (1) then implies a corresponding pressure error of  $(\Delta T/T)/2 = 0.17\%$ .

$u_A$  is the relative standard uncertainty of the mean value of DCR or pressure due to random variation of the readings. For example, for  $n$  readings of the pressure  $P_i$ , it is the estimated standard deviation of the mean given by

$$u_A = \left[ \frac{1}{n(n-1)} \sum_{i=1}^n (P_i - \bar{P})^2 \right]^{1/2}$$

where  $\bar{P}$  is the average value. This component is a "Type A" uncertainty because it is evaluated by statistical means. Uncertainty in the decrement measurement, DCR, is included in the Type A analysis.

Convert this to latex



Llama-4-Maverick-17B-12BE-Instruct-FP8  
Uncertainty

```

1 \section{Uncertainty}
2
3 A pressure measurement made with this gauge will have a relative standard uncertainty of
4 
$$U_{P_{\text{user}}} = 2\sqrt{u_{\sigma}^2 + (u_T/2)^2 + u_{\text{drag}}^2 + u_A^2 + u_{\text{DCR}}^2/12}$$

5 where:
6 
$$u_{\sigma}$$
 is the total standard uncertainty of  $\sigma$  at the time of calibration. The value of  $u_{\sigma}$  is given on the first page of this report.
7 
$$u_T$$
 is the relative standard uncertainty of the temperature of the user's vacuum chamber. The following example illustrates the significance of this component. Suppose that the user enters into the controller a value that is in error by  $\Delta T = 1$  K. Equation (1) then implies a corresponding pressure error of  $(\Delta T/T)/2 = 0.17\%$ .
8 
$$u_A$$
 is the relative standard uncertainty of the mean value of DCR or pressure due to random variation of the readings. For example, for  $n$  readings of the pressure  $P_i$ , it is the estimated standard deviation of the mean given by
9 
$$u_A = \left[ \frac{1}{n(n-1)} \sum_{i=1}^n (P_i - \bar{P})^2 \right]^{1/2}$$

10 where  $\bar{P}$  is the average value. This component is a "Type A" uncertainty because it is evaluated by statistical means. Uncertainty in the decrement measurement, DCR, is included in the Type A analysis.

```

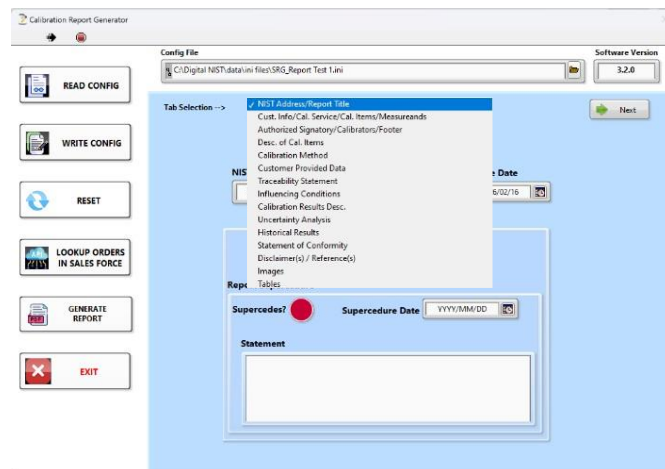
# Phase 1: Report Generation Application NIST

## Vision of Cal Report Generation App

- Human readable reports
- Digital reports
- Places data in repository

## Present version (in test stage)

- Pulls customer metadata from e-commerce system and other data bases
- Pulls required elements from a report template
- Allows user entry and editing
- Allows the importation of data into tables from various sources
- Allows importation of images.



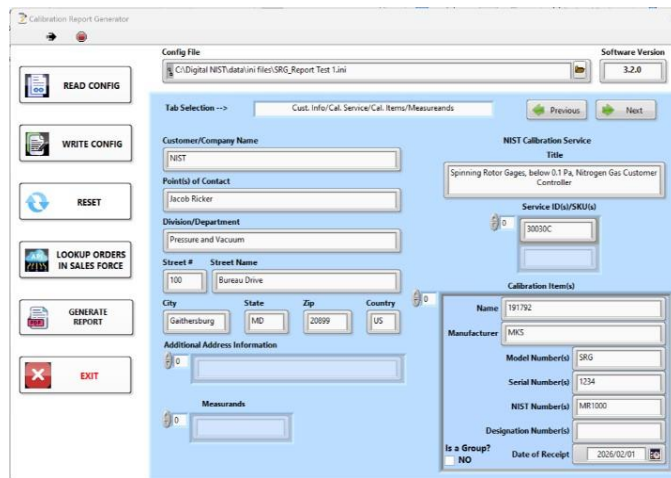
# Phase 1: Report Generation Application NIST

## Vision of Cal Report Generation App

- Human readable reports
- Digital reports
- Places data in repository

## Present version (in test stage)

- Pulls customer metadata from e-commerce system and other data bases
- Pulls required elements from a report template
- Allows user entry and editing
- Allows the importation of data into tables from various sources
- Allows importation of images.



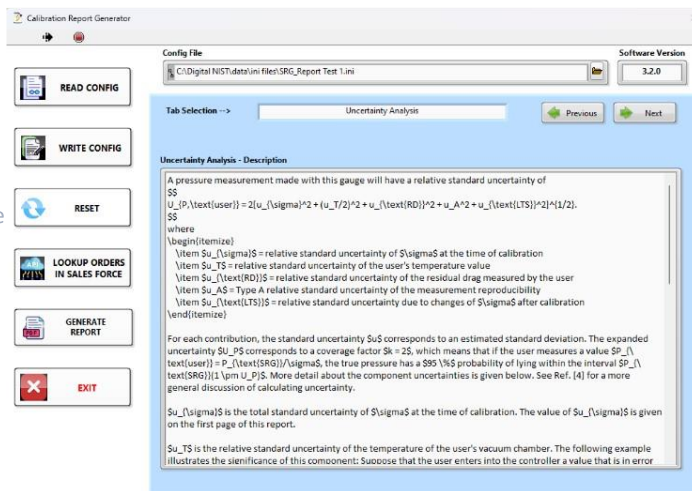
# Phase 1: Report Generation Application NIST

## Vision of Cal Report Generation App

- Human readable reports
- Digital reports
- Places data in repository

## Present version (in test stage)

- Pulls customer metadata from e-commerce system and other data bases
- Pulls required elements from a report template
- Allows user entry and editing
- Allows the importation of data into tables from various sources
- Allows importation of images.



# Generated Report



**NIST** NATIONAL INSTITUTE OF STANDARDS AND TECHNOLOGY  
U.S. DEPARTMENT OF COMMERCE

**Description of Cal. Items:**

**Calibration Results:**

**Uncertainty Analysis:**

**Images:**

Figure 1: Graph of Calibration Data

**Tables:**

Table 1: Spring Rate Gauge Characteristics

Characteristic	Value	Unit
Spring Rate	10.0	N/mm
Initial Force	0.0	N
Final Force	10.0	N
Displacement	10.0	mm

Table 2: Calibration Parameters

Parameter	Value	Unit
Spring Rate	10.0	N/mm
Initial Force	0.0	N
Final Force	10.0	N
Displacement	10.0	mm

Table 3: Standard Deviations

Deviation	Value	Unit
Spring Rate	0.01	N/mm
Initial Force	0.01	N
Final Force	0.01	N
Displacement	0.01	mm

Table 4: Calibration Library

Item	Model	Serial	Cal Date	Next Cal Due
1	SRG-100	1234	2025-01-15	2026-01-15
2	SRG-100	5678	2025-02-01	2026-02-01
3	SRG-100	9012	2025-03-10	2026-03-10

Application produces report in a standards format

Element for the DCC can be easily identified.

## Challenges for Creating Digital Reports

We are using the dcc schema 3.3.0

Some challenges include:

- Semantics for measurands
- Representation of units

# Challenge – measurement data

**Gauge Block**

Serial Number	Nominal Size	Deviation from Nominal	Deviation from Nominal	Expanded Uncertainty	Expanded Uncertainty	Thermal Coefficient
	(inches)	(microinch)	(nm)	(microinch)	(nm)	(ppm/deg.C)
3xx1	0.050000	-3.1	-79	1.6	40	11.5
29xx	0.062500	1.8	46	1.6	40	11.5
xx43	0.078125	0.6	16	1.6	40	11.5
xxxx	0.093750	2.2	55	1.6	40	11.5

**Zerodur Standard**

Nominal Length	Serial No.	Measured Length	Expanded Uncertainty
1066.8 mm	xxxxxxx	<b>1069.061 581 mm</b>	± 0.000 324

**Ball Step Gauge**

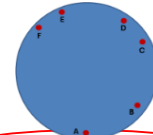
Serial #	ball #	3	4	5	6	7	8
8	X	0	84.978172	171.520669	347.529320	434.913054	519.931994
	Y	0	-0.0957902	-0.1773314	0.1774144	0.0947762	0
	Z	0	0.0809282	-0.0510297	0.1516302	-0.0531777	0

**Step Gauge**

Position	Measured Length (mm)
0	0.000 000
1	20.000 829
2	39.998 598
3	59.999 421
4	80.016 336
5	100.016 330
6	120.006 139
7	140.006 568

**Center to center length**

Pair	
AB	7.40026
AC	9.05166
AD	11.97934



Sphere	Diameter (mm)	X (mm)	Y (mm)	Z (mm)
A	3.99808	0.00000	-60.57738	-0.04398
B	3.99817	51.93053	-30.77392	0.06518
C	3.99756	54.78614	26.70726	-0.02299
D	3.99793	33.46687	47.65531	-0.02495
E	3.99846	-15.34780	52.61138	-1.01232
F	3.99790	-30.60699	48.35448	0.13909

# Metrology refType Database - PTB

```

<?xml version="1.0" encoding="UTF-8" standalone="no" ?>
<dc:data>
  <dc:list>
    <dc:quantity [redacted]>
      <si:realListXMLList>
        <si:labelXMLList>4xxx 3xxx 2xxx 1xxx</si:labelXMLList>
        <si:valueXMLList>0.858000 0.862500 0.878125 0.893750</si:valueXMLList>
        <si:unitXMLList>^inches</si:unitXMLList>
      </si:realListXMLList>
    </dc:quantity>
    <dc:quantity [redacted]>
      <si:realListXMLList>
        <si:labelXMLList>4xxx 3xxx 2xxx 1xxx</si:labelXMLList>
        <si:valueXMLList>-3.1 1.8 0.6 2.2</si:valueXMLList>
        <si:unitXMLList>^microinches</si:unitXMLList>
        <si:expandedUncXMLList>
          <si:uncertaintyXMLList>1.6 1.6 1.6 1.6</si:uncertaintyXMLList>
          <si:coverageFactorXMLList>2</si:coverageFactorXMLList>
          <si:coverageProbabilityXMLList>0.95</si:coverageProbabilityXMLList>
        </si:expandedUncXMLList>
      </si:realListXMLList>
    </dc:quantity>
    <dc:quantity [redacted]>
      <si:realListXMLList>
        <si:labelXMLList>4xxx 3xxx 2xxx 1xxx</si:labelXMLList>
        <si:valueXMLList>11.5 11.5 11.5 11.5</si:valueXMLList>
        <si:unitXMLList>^microdegreesCelsius</si:unitXMLList>
      </si:realListXMLList>
    </dc:quantity>
  </dc:list>
</dc:data>
  
```

<https://digilab.ptb.de/dkd/refType/vocab/index.php>

## Metrology refType Database

# Measurand Taxonomy - MII



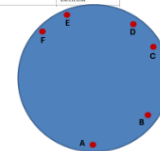
```
<dcc:list>
  <dcc:quantity refType="https://github.com/NCSL-MII/measurand-taxonomy/blob/main/MeasurandTaxonomyCatalog.xml">
    <dcc:name>
      <dcc:content lang="en">Center to center distance AB</dcc:content>
    </dcc:name>
    <si:real>
      <si:label>AB</si:label>
      <si:value>7.67826</si:value>
      <si:unit>\milli\metre</si:unit>
      <si:expandedUnc>
        <si:uncertainty>0.00040</si:uncertainty>
        <si:coverageFactor>2</si:coverageFactor>
        <si:coverageProbability>0.95</si:coverageProbability>
      </si:expandedUnc>
    </si:real>
    <dcc:measurementMetaData>
      <dcc:metaData>
        <dcc:data>
          <dcc:quantity refType="https://github.com/NCSL-MII/measurand-taxonomy/blob/main/MeasurandTaxonomyCatalog.xml">
            <si:real>
              <si:value>0.00000</si:value>
              <si:unit>\milli\metre</si:unit>
            </si:real>
          </dcc:quantity>
          ...
          <dcc:quantity refType="https://github.com/NCSL-MII/measurand-taxonomy/blob/main/MeasurandTaxonomyCatalog.xml">
            <si:real>
              <si:value>0.06198</si:value>
              <si:unit>\milli\metre</si:unit>
            </si:real>
          </dcc:quantity>
        </dcc:data>
      </dcc:metaData>
    </dcc:measurementMetaData>
  </dcc:quantity>
</dcc:list>
```

Approved Taxons

name	SI Reference Point
Masses: Acceleration	Vibration
Masses: Capacitance	Electrical
Masses: Conductance	Electrical
Masses: Conductivity	Chemical
Masses: Current AC	Electrical
Masses: Current AC: Squarewave	Electrical
Masses: Current AC: Squarewave	Electrical
Masses: Current AC: Trianglowave	Electrical
Masses: Current DC	Electrical
Masses: Density: Mass Gas	Mass
Masses: Density: Mass Liquid	Mass
Masses: Density: Mass Solid	Mass
Masses: Force	Mass
Masses: Frequency	Electrical

Center to center length

Pair	Length
AB	7.67826
AC	10.43656
AD	10.96934

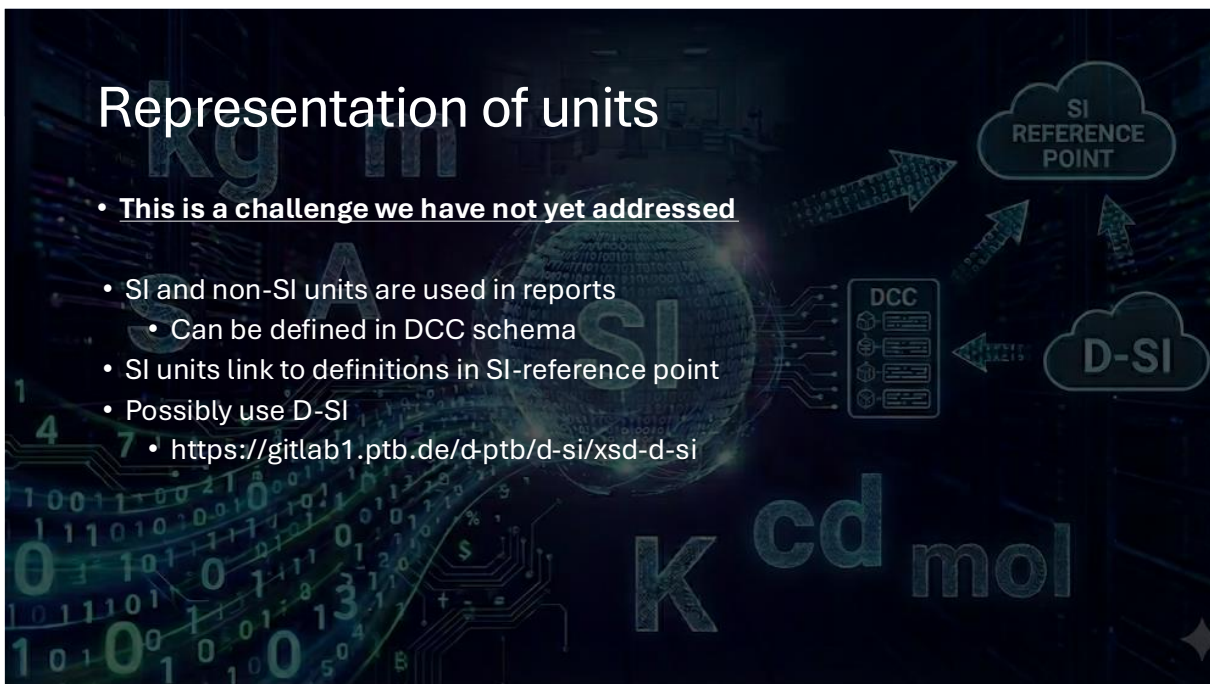


Sphere	Diameter (mm)	X (mm)	Y (mm)	Z (mm)
A	3.99998	0.00000	-60.45678	-0.14998
B	3.99967	51.93053	-30.76692	0.06198
C	3.99856	53.43614	28.70726	-0.26439
D	3.99893	33.46327	49.75531	-0.01995
E	3.99896	-15.34432	52.49038	-2.01542
F	3.99799	-20.79699	43.35448	1.13460

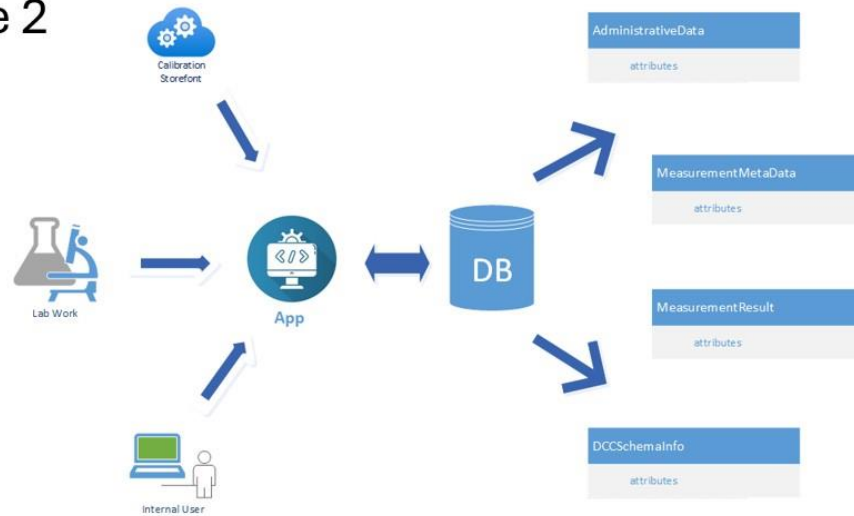
<https://github.com/NCSL-MII/measurand-taxonomy/blob/main/MeasurandTaxonomyCatalog.xml>

## Representation of units

- This is a challenge we have not yet addressed
- SI and non-SI units are used in reports
  - Can be defined in DCC schema
- SI units link to definitions in SI-reference point
- Possibly use D-SI
  - <https://gitlab1.ptb.de/d-ptb/d-si/xsd-d-si>

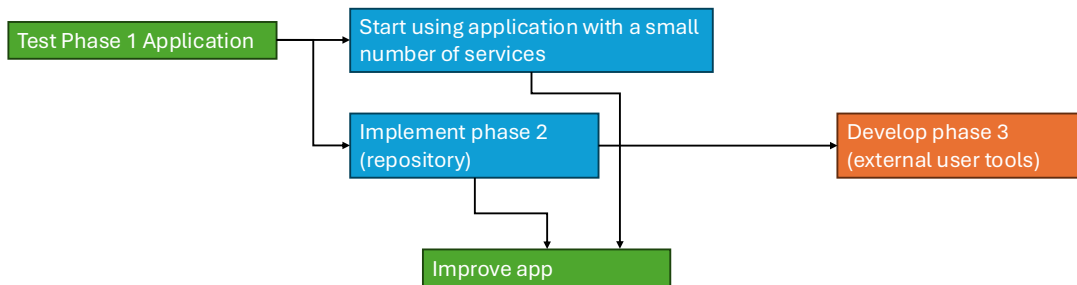


## Phase 2



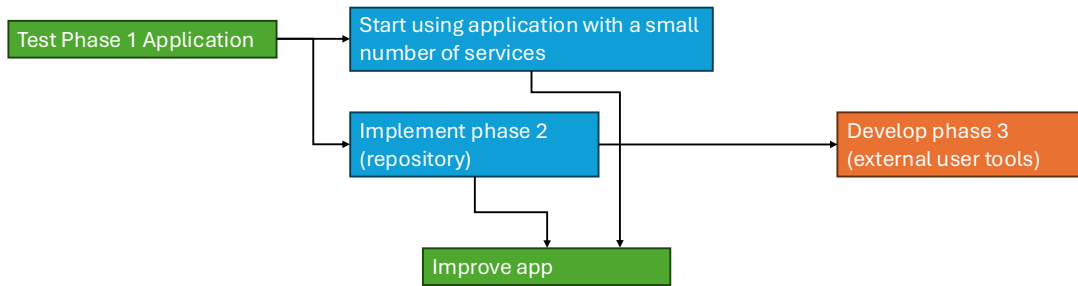
## Summary

- We want to produce DCC upon request and give stakeholders digital access to their data
- We are developing an application and repository model to facilitate this
  - Presently, harmonized semantics for measurements is required
- We will need to develop tools for external users to access DCCs and their data



# Summary: what was not discussed NIST

- Challenges not discussed are related to infrastructure and culture
- Getting resources for development and implementation
  - Getting calibration folks to adopt the new template and application
  - Some services have their own automatic report generation which works well.  
How do we ingrate the new application?
  - How do we fold historic databases into a common model?



Jim Fedchak



John Quintavalle



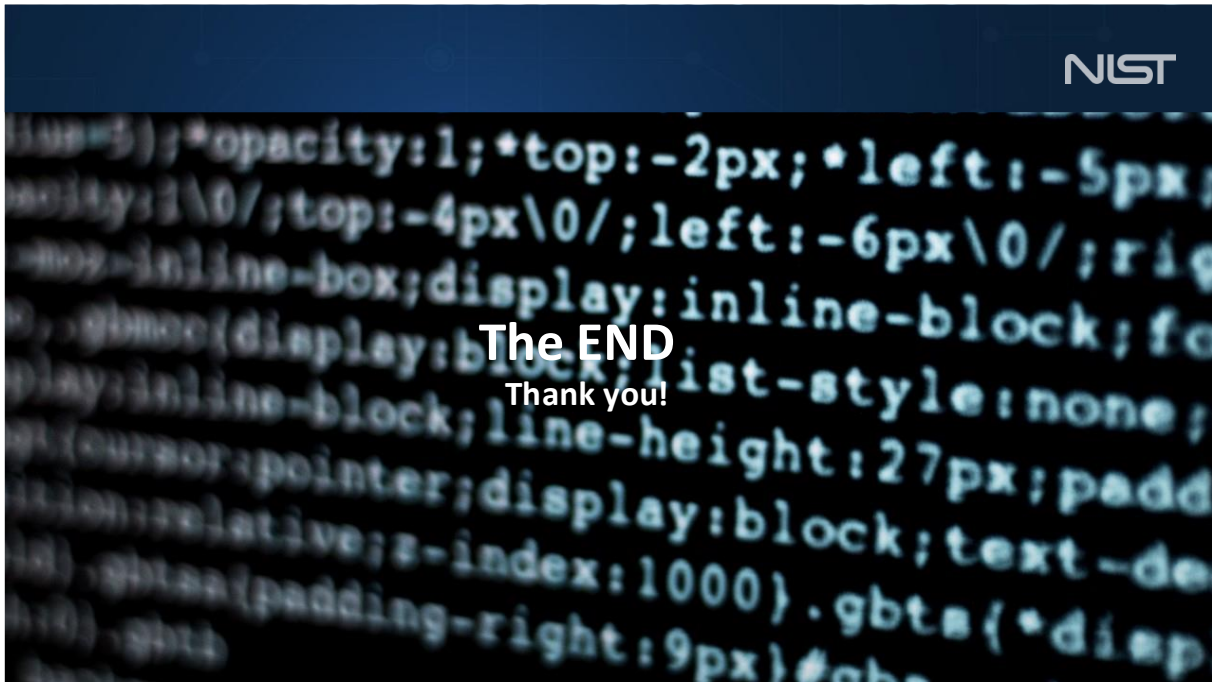
Wei Ren



Catherine Cooksey

Many thanks to the calibration digital transformation team





[Back to Table of Contents above](#)

## P04 Christian Sander: Digital accreditation symbol: machine - readable, fraud - proof, and verifiable - benefits and experiences for the DCC

Presenting author: Christian Sander [1],

E-mail address: [csander@testotis.de](mailto:csander@testotis.de)

Additional authors: Nil

Institute:

[1] Testo Industrial Services GmbH, Gewerbestraße 3, Kirchzarten, 79199, Germany

Keywords: Digital Quality Infrastructure, Digital Accreditation Symbol, Trusted Digital Attestations, Electronic Seal (eIDAS), Digital Calibration Certificate (DCC)

### Abstract

The increasing digitalization of quality infrastructures and conformity assessment processes is transforming how accredited calibration laboratories create, secure, and communicate conformity statements. As industrial ecosystems adopt fully automated workflows, digital product passports, and machine-readable documentation, the need for trustworthy and technically verifiable digital attestations has become essential. This presentation introduces the concept, motivation, and practical experiences associated with the **Digital Accreditation Symbol** as implemented by the German Accreditation Body (DAkkS), and its integration into digital calibration certificates (DCCs) and other electronic conformity assessments.

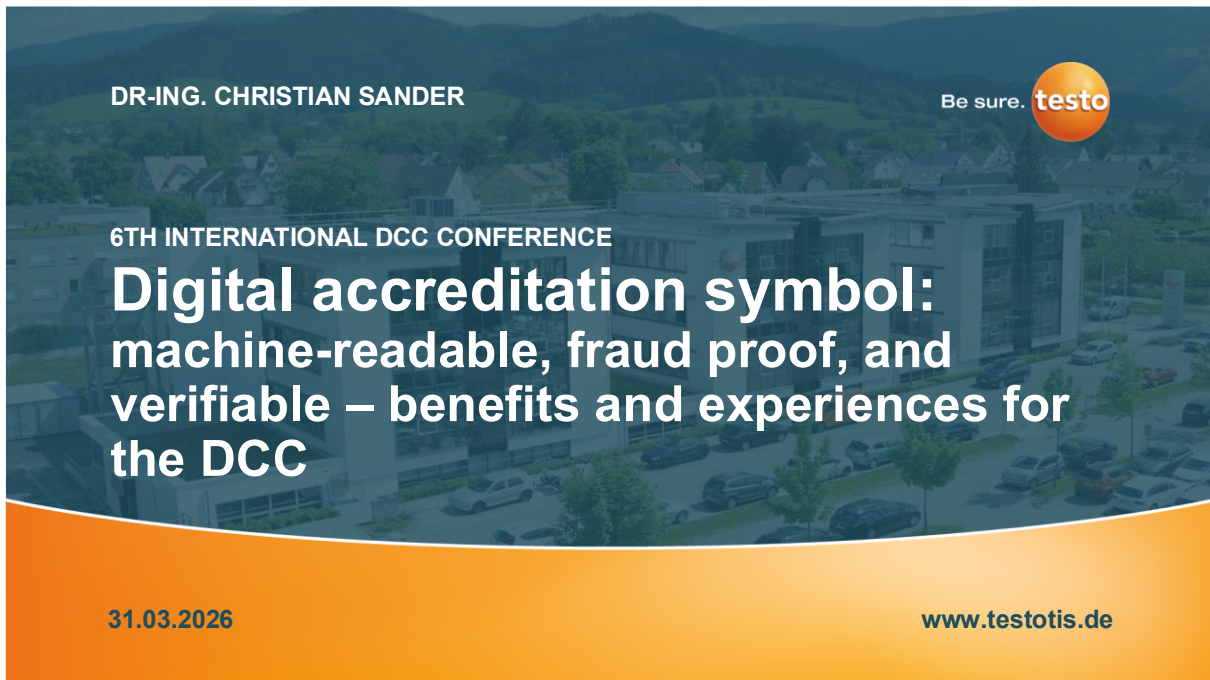
The digital accreditation symbol acts as the machine-readable, tamper-evident counterpart to the traditional visual accreditation mark used in conformity assessments. Based on a qualified electronic seal—issued according to the EU eIDAS Regulation (EU No. 910/2014)—the system links the legal entity, accreditation number, accreditation activity, and issuing accreditation body into a cryptographically protected trust anchor. This ensures that digital conformity statements can be verified globally and in real time, independent of document format (PDF or XML), software environment, or data exchange platform.

The presentation outlines the technical architecture underlying the digital seal, the issuance and verification mechanisms, and the interoperability enabled through widely used validation services such as the EU DSS (Digital Signature Service) platform. Practical demonstrations illustrate how authenticity and integrity can be automatically validated in both PDF calibration certificates and XML-based DCCs, including detection of even minor modifications.


Finally, the presentation highlights the value for calibration laboratories and their customers: global real-time validation of accreditation status, strengthened protection against manipulation, the ability to replace legacy signature methods, and the acceleration of fully machine-driven processes. By enabling secure digital evidence chains, the DAkkS digital accreditation symbol forms a cornerstone for future-ready digital conformity assessment and supports the international deployment of digital calibration certificates.

[Back to Table of Contents above](#)

## Presentation #P04 of Christian Sander



DR-ING. CHRISTIAN SANDER

Be sure. 

6TH INTERNATIONAL DCC CONFERENCE

**Digital accreditation symbol:  
machine-readable, fraud proof, and  
verifiable – benefits and experiences for  
the DCC**

31.03.2026

[www.testotis.de](http://www.testotis.de)

### Your speaker



- ▶ Dr.-Ing Christian Sander
- ▶ [csander@testotis.de](mailto:csander@testotis.de)
- ▶ [www.testotis.de](http://www.testotis.de)

- 
- ▶ 2016 – Doctorate in MEMS technology at the University of Freiburg
  - ▶ 2017 – Product engineer at TDK-Micronas in Freiburg
  - ▶ 2018 – Metrology manager at Testo Industrial Services
  - ▶ 2021 – Laboratory manager at Testo Industrial Services
  - ▶ Since 2023 – Head of Innovation at Testo Industrial Services
  - ▶ Since 2020 – Chair of the DKD Technical Committee for Length
  - ▶ Since 2020 – Member of the German Accreditation Advisory Board in the field of metrology

# AGENDA

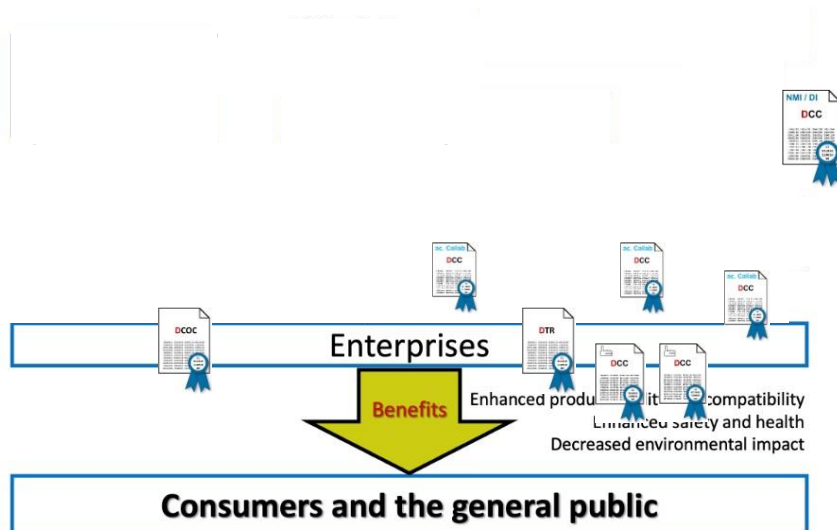


- ▶ DIGITAL QUALITY INFRASTRUCTURE AND DIGITAL SERVICES
- ▶ TECHNICAL AND LEGAL BASIS OF THE DIGITAL ACCREDITATION SYMBOL
- ▶ FAKE-PROOF AND AUTHENTIC
- ▶ IMPLEMENTATION AND APPLICATION
- ▶ ADDED VALUE FOR ACCREDITED BODIES AND THEIR CUSTOMERS

Testo Industrial Services

3

## Quality Infrastructure



Source: Adapted from Guasch et al., Quality Systems and Standards for a Competitive Edge, The World Bank, 2007

## Digital quality infrastructure

- ▶ **Quality statements**, such as calibrations by accredited bodies, are required in international trade as evidence that products and services are **compliant**
  - Secure trust in conformity assessment
  - Chains of evidence are becoming increasingly digital (e.g., DPP)
  
- ▶ Industry and conformity assessment bodies are increasingly working in a digital interconnected and automated framework
  - **Digital attestations of conformity**, such as **DCC**, are being introduced
  
- ▶ The digital space poses risks for the reliability and recognition of conformity statements
  - **Trustworthy digital proof of accreditation**



31.03.2026

Testo Industrial Services

5

Kalibrier- und Prüflabor für elektrische, mechanische, dimensionelle, thermodynamische, analytische und Durchfluss-Messgrößen  
Calibration and testing laboratory for electrical, mechanical, dimensional, thermodynamic, analytical and flow measurement quantities

**testo**

**Kalibrierschein / Calibration Certificate**  
erstellt durch das Kalibrierlaboratorium  
issued by the calibration laboratory

TESTO Industrial Services GmbH  
Gewerbestr. 3  
79199 Kirchzarten

**DAkkS**  
Deutsche  
Akkreditierungsstelle  
D-K-15070-01-00

**Kalibrierzettel  
Calibration mark**

T244694  
D-K-15070-01-00  
2024-07

**Gegenstand** testo 175 H1  
**Objekt**

**Hersteller** TESTO SE & Co. KGAA  
**Manufacturer**

**Typ** 0572 1754  
**Type**

**Fabrikat/Serien Nr.** 40305659 105  
**Serial number**

**Equipment Nr.** 11590417  
**Equipment number**

**Prüfmittel Nr.** ---  
**Test equipment no.**

**Auftraggeber** ---  
**Customer**

**Auftragsnummer** ---  
**Order no.**

**Datum der Kalibrierung** 23.07.2024  
**Date of calibration**

**Datum der Rekalibrierung** 23.07.2025  
**Date of recalibration**

**Konformitätsaussage** Pass  
**Statement of conformity**

Weitere Informationen auf Seite 4  
Further information see page 4

Dieser Kalibrierschein darf nur vollständig und unverändert weiterverbreitet werden. Auszüge oder Änderungen bedürfen der Genehmigung des ausstellenden Kalibrierlaboratoriums.  
This calibration certificate may not be reproduced other than in full except with the permission of the issuing laboratory.

**Datum** 23.07.2024  
**Date**

**Leiter des Kalibrierlaboratoriums** Dr. Christian Sander  
**Head of the calibration laboratory**

**Freigegeben des Kalibrierscheins durch** Verena Hug  
**Approval of the certificate of calibration by**

Testo Industrial Services GmbH  
Gewerbestr. 3  
79199 Kirchzarten  
Tel: +49 7651 9001-8000  
www.testo.de  
info@testo.de 1/4

**Kalibrierschein vom** Calibration certificate dated 23.07.2024

**Messergebnisse** Measurement results  
Kanal Channel

Baugewert Reference value	Messwert RD Measured value RD	Abweichung Deviation	Zulässige Abweichung Allowed deviation	Messunsicher- heit Measurement uncer- tainty (k = 2)	Beurteilung Conclusion
0 °C	0 °C	-0,02 °C	±0,1 °C	0,33	pass
20 °C	20 °C	-0,02 °C	±0,1 °C	0,32	pass
40 °C	40 °C	-0,02 °C	±0,1 °C	0,34	pass
60 °C	60 °C	-0,02 °C	±0,1 °C	0,34	pass

erweitert durch Multiplikation mit dem Er-  
weiterungsfaktor liegt mit einer Wahr-  
scheinlichkeit von nicht mehr als 0,05  
in der Standardunsicherheit der Messung.  
If the standard uncertainty of measurement  
is multiplied by the extension factor, the  
probability that the true value is located within the  
range is not less than 0,95.

**TESTO**  
INDUSTRIAL SERVICES  
GMBH

Testo Industrial Services GmbH  
Gewerbestr. 3  
79199 Kirchzarten  
Tel: +49 7651 9001-8000  
www.testo.de  
info@testo.de 2/4

## Digital quality infrastructure

- ▶ **Quality statements**, such as calibrations by accredited bodies, are required in international trade as evidence that products and services are **compliant**
  - Secure trust in conformity assessment
  - Chains of evidence are becoming increasingly digital (e.g., DPP)
  
- ▶ Industry and conformity assessment bodies are increasingly working in a digital interconnected and automated framework
  - **Digital attestations of conformity**, such as **DCC**, are being introduced
  
- ▶ The digital space poses risks for the reliability mutual recognition of conformity statements
  - **Trustworthy digital proof of accreditation**
  
- ▶ **Introduction of a digital accreditation symbol**
  - **QI-Digital with cooperation of DAkkS and BAM (Federal Institute for Materials and Testing) and many more**

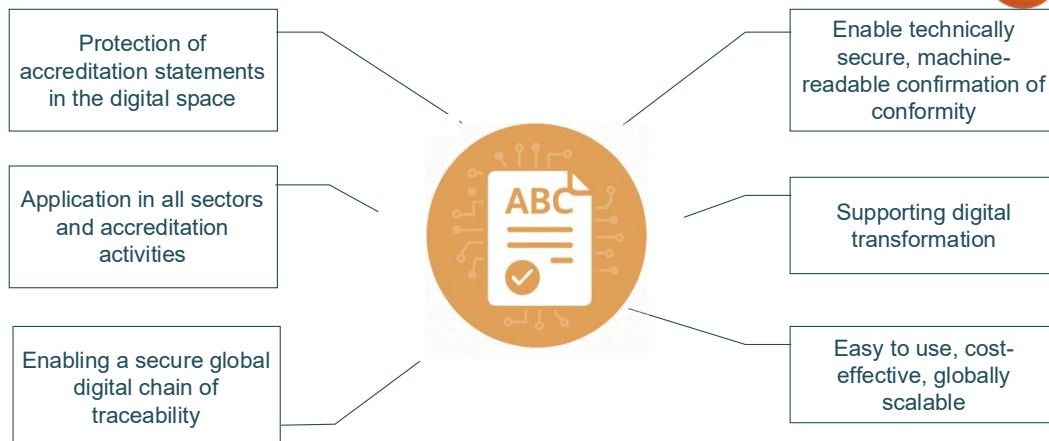


31.03.2026

Testo Industrial Services

7

## Goal of the digital accreditation symbol



31.03.2026

Testo Industrial Services

8

## Technical and legal requirements

- ▶ **Machine-readable counterpart** to the existing “pictorial” DAkkS **accreditation symbol**, which can be technically verified worldwide in real time
- ▶ The legal basis is the **eIDAS Regulation** (EU) No. 910/2014 – legal framework for electronic signatures, electronic seals, and electronic time stamps
- ▶ Technical basis is **electronic seal** – digital company stamp with **additional accreditation information**
  - Name of the legal entity (authenticity)
  - Intactness of document (integrity)
  - Unique accreditation number
    - e.g., DAkkS00-DE-K0-15070-01-00
  - Reference to accreditation body, country, and accreditation activity



31.03.2026

Testo Industrial Services

9

## Requirements for Applying a Digital Seal under eIDAS Be sure.

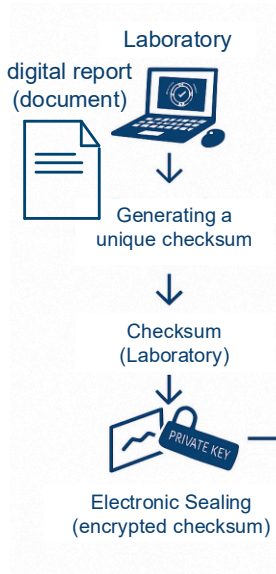
- ▶ **Qualified Certificate**
  - qualified certificate from a Qualified Trust Service Provider (QTSP)
  - granted EU-wide legal presumption of integrity and correctness
  - Contains public-key
- ▶ **Qualified Electronic Seal Creation Device**
  - Secure private-key storage (a digital safe for cryptographic keys)
  - Creation of legally recognized qualified seals
- ▶ **Compliant workflow for seal application**
  - generated seal (signed hash + certificate metadata) is attached to or embedded in the electronic document
  - Service is often provided by third-party providers



31.03.2026

Testo Industrial Services

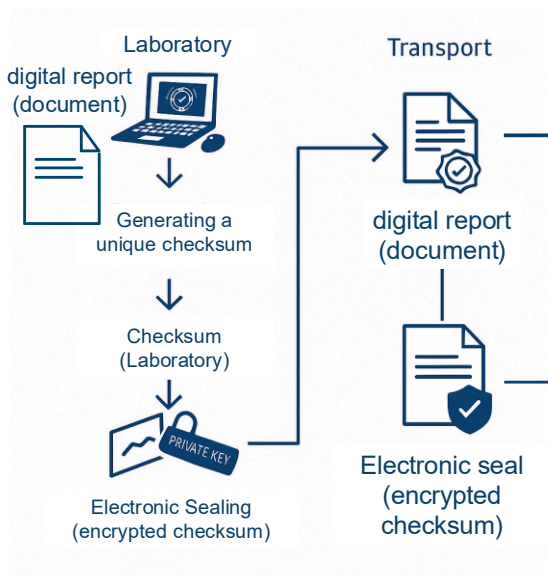
10



31.03.2026

Testo Industrial Services

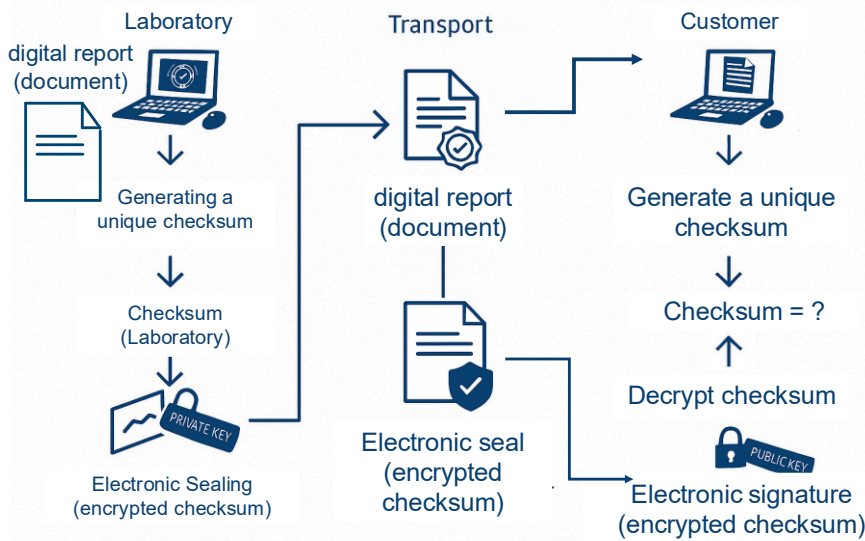
11



31.03.2026

Testo Industrial Services

12



31.03.2026

Testo Industrial Services

13

## Fake-proof and authentic – pdf calibration certificate

► Adobe Acrobat

The screenshot shows a PDF calibration certificate with a signature validation dialog box open. The dialog box displays the following text:

Unterschriftvalidierungsstatus

Unterschrift ist GÜLTIG (unterschieden von Testo Industrial Services GmbH).  
- Das Dokument wurde nach dem Unterschriften nicht mehr geändert.  
- Die Identität des Unterzeichners ist gültig.

Buttons: Unterschriftseigenschaften..., Schließen

The certificate itself includes the following information:

Gegenstand: Transmitter mit Anzeige PR100

Dieser Kalibrierschein dokumentiert die metrologische Rückführbarkeit auf das internationale Einheitensystem (SI). Die DAkkS ist Unterzeichnerin der multilateralen Übereinkommen der European co-operation for Accreditation (EA) und der International Laboratory Accreditation Cooperation (ILAC) zur gegenseitigen Anerkennung der Kalibrierscheine. Die Messergebnisse beziehen sich nur auf den kalibrierten Gegenstand. Das Laboratorium gibt...

Zertifikatsdaten:

Name	Wert
Version	3
Unterschriftsalgorithmus	RSASSA-PSS
Antragsteller	serialNumber=DakkS00-DE-K0-15070-01-00, 2.5.4.97-DT.DE-1...
Aussteller	2.5.4.97-NTRDE-HRB74346, cn=D-TRUST CA 5-22-2 2022, o=...
Seriennummer	68 E8 8C 4A 96 1B 0A 4F FB BC 0C B8 BC EC E6 B1
Gültigkeit beginnt am	2025/01/20 14:42:39 +0200'
Gültigkeit endet am	2027/01/24 14:42:39 +0200'

SerialNumber=DakkS00-DE-K0-15070-01-00  
2.5.4.97=DT.DE-1144693809  
|Kirchzarten  
o=Testo Industrial Services GmbH  
o=Testo Industrial Services GmbH  
c=DE

Datum der Rekalibrierung: 06.12.2025

Konformitätsaussage: Pass

Statement of conformity: Pass

Weitere Informationen auf Seite 4

Dieser Kalibrierschein darf nur vollständig und unverändert weiterversteuert werden. Auszüge oder Anfertigungen sind untersagt.  
This calibration certificate may not be reproduced other than in full except with the permission of the issuing calibration laboratory.

Datum: 06.12.2024  
Leiter des Kalibrierlaboratoriums: Dr. Christian Sander  
Firma: Tama

Testo Industrial Services GmbH  
Gewerbestraße 3  
79108 Kirchzarten  
Tel: +49 7661 90051 8000  
Fax: --  
www.testo.de  
info@testo.de

Signatur ist valid:  
Accreditation valid at the time of sealing

31.03.2026

Testo Industrial Services

14

## Fake-proof and authentic – pdf calibration certificate

► [DSS Demonstration WebApp](#)

Signatur is valid:  
Accreditation valid at the time

Signature SIGNATURE\_Testo-Industrial-Services-GmbH\_20250731-0714

Qualification:	AdESeal-QC	<pre>&lt;Certificate Id="CERTIFICATE_Testo-Industrial-Services-GmbH_20250120-1242"&gt; &lt;SubjectDistinguishedName Format="CANONICAL"&gt;2.5.4.5=#131944416b6b533030 &lt;SubjectDistinguishedName Format="RFC2253"&gt;2.5.4.5=#131944416b6b5330302d &lt;IssuerDistinguishedName Format="CANONICAL"&gt;2.5.4.97=#130e4e545244452d48 &lt;IssuerDistinguishedName Format="RFC2253"&gt;2.5.4.97=#130e4e545244452d4852 &lt;SerialNumber&gt;139447169879495309250663697157632878257&lt;/SerialNumber&gt; &lt;SubjectSerialNumber&gt;DAkkS00-DE-K0-15070-01-00&lt;/SubjectSerialNumber&gt; &lt;CommonName&gt;Testo Industrial Services GmbH&lt;/CommonName&gt; &lt;Locality&gt;Kirchzarten&lt;/Locality&gt; &lt;CountryName&gt;DE&lt;/CountryName&gt; &lt;OrganizationIdentifier&gt;DT:DE-1144693809&lt;/OrganizationIdentifier&gt; &lt;OrganizationName&gt;Testo Industrial Services GmbH&lt;/OrganizationName&gt;</pre>
Qualification Details:	The private key does not reside in a QSCD at (best) signing time!	
Signature format:	PADES-BASELINE-B	
Indication:	TOTAL_PASSED	
Certificate Chain:	Testo Industrial Services GmbH D-TRUST CA 5-22-2022 D-TRUST Root CA	
On claimed time:	2025-07-31 07:14:38 (UTC)	
Best signature time:	2025-09-14 13:40:18 (UTC)	

Signatures status: 1 valid signatures, out of 1  
Document name: T254564\_mit\_sig.pdf

31.03.2026

Testo Industrial Services

15

## Fake-proof and authentic – pdf calibration certificate

► [DSS Demonstration WebApp](#)

Be sure.

Signatur is not valid!

Signature SIGNATURE\_Testo-Industrial-Services-GmbH\_20250730-0917

Qualification:	Not AdES but QC
Qualification Details:	The signature/seal is not a valid AdES digital signature! The private key does not reside in a QSCD at (best) signing time! The private key does not reside in a QSCD at issuance time!
Signature format:	XAdES-BASELINE-B
Indication:	TOTAL_FAILED
Sub indication:	HASH_FAILURE
AdES Validation Details:	The reference data object is not intact!
Certificate Chain:	Testo Industrial Services GmbH D-TRUST CA 5-22-2 2022 D-TRUST Root CA 5 2022
On claimed time:	2025-07-30 09:17:53 (UTC)
Best signature time:	2025-09-14 14:04:03 (UTC)
Maximum validity time:	N/A

Document Information

Signatures status: 0 valid signatures, out of 1  
Document name: DCC\_turbine\_IMEKO-2025\_sig\_neu\_changed.xml

31.03.2026

Testo Industrial Services

16



## Implementation and application of digital accreditation symbol

- ▶ Application process has been running since April 2024 for all CABs at DAkkS
- ▶ Process duration approx. three months → Receipt of certificate and private-key
- ▶ Costs for certificate: approx. 500 € /year
- ▶ Works with all formats commonly used in conformity assessment (PDF, XML, etc.) → eAttestation
  
- ▶ Sealing process
  - By proprietary software in own IT development
    - Compliant WF / security and updates is personal responsibility !!
  - By third-party providers
    - Compliant WF guaranteed / monthly updates guaranteed
  
  - Typical Costs
 

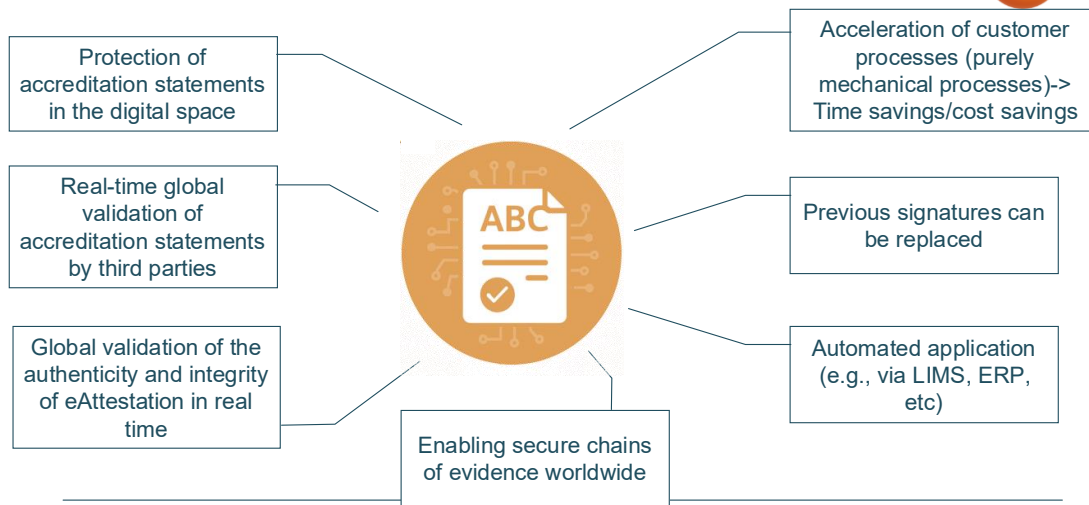
○ 10.000 sealing/year:	1.200 €/year	(0,12 €/seal)
○ 100.000 sealing/year:	12.000 €/year	(0,05 €/seal)
○ 1.000.000 sealing/year:	18.000 €/year	(0,018 €/seal)

31.03.2026

Testo Industrial Services

17

## Added value for accredited bodies and their customers



31.03.2026

Testo Industrial Services

18

## DCC in Production Mode



Meeting 24.10.2024 Ingelheim



Meeting 15.01.2025 Gerlingen

## Ihr Referent



**Dr.-Ing Christian Sander**

Kontakt Daten:

[csander@testotis.de](mailto:csander@testotis.de)

+49 7661 90901-8166

[www.testotis.de](http://www.testotis.de)

# Thank you for your attention

[Back to Table of Contents above](#)

## P05 Gisa Foyer: A challenge to test interoperability of DCCs for weights

Presenting author: Gisa Foyer, [1]

E-mail address: [gisa.foyer@ptb.de](mailto:gisa.foyer@ptb.de)

Additional authors:

- Julian Haller [2] [julian.haller@sartorius.com](mailto:julian.haller@sartorius.com)
- Christian Müller-Schöll [3] [christian.mueller-schoell@mt.com](mailto:christian.mueller-schoell@mt.com)
- Stuart Davidson [4] [sd@npl.co.uk](mailto:sd@npl.co.uk)

Institute:

[1] Physikalisch-Technische Bundesanstalt, Braunschweig, Germany

[2] Sartorius Lab Instruments GmbH & Co. KG, Goettingen, Germany

[3] Mettler-Toledo Int. Inc., Greifensee, Switzerland.

[4] National Physical Laboratory, Teddington, United Kingdom.

Keywords: digital calibration certificate, interoperability, mass, weights

### Abstract

The digital calibration certificate (DCC) was established for various reasons, one of them is to achieve interoperability of calibration certificates between laboratories. As a basis for the use of the DCC for weights, the Technical Committee on Mass and Weighing Instruments of the German Calibration Service (DKD) started working towards this aim in 2020. The result is an extensive expert report on how to write mass DCCs for weights, weight sets and mass standards [1], The logical consequence, after discussing rules for mass DCCs, was to validate XML files against those rules and also test the interoperability. For this purpose, the DCC mass Interoperability Challenge started in the beginning of 2025 [2],

The challenge was addressed to international mass calibration laboratories including mostly, but not solely, national metrology institutes. Three scenarios for mass calibrations with different complexities were created by listing the relevant data in an unstructured way. The laboratories were then asked to “translate” these into DCC format while considering all published rules and publications. Overall, seven laboratories participated with one or more example files. These were first tested against the expert report rules using Schematron and then evaluated against expected results to calculate an overall “interoperability score”.

The immediate result of the challenge was a list of questions and comments for the DCC Wiki, the DKD refType database and for the Expert report DKD-E 7-2 [1], These are very valuable as they identify errors in descriptions, existing contrary information and included suggestions for improving the documents to be more helpful for users.

The evaluation of the XML files revealed a wide range of possibilities to solve the given challenge. The overall “interoperability score” was 56 % for the single weight scenario meaning 56% of the interoperability relevant information such as serial number of weights and the conventional mass result were findable and correct (i.e. in accordance with the data given in the scenario description). The reasons for the remaining 44 % were caused mostly by typographical errors in the refType attributes or in measurement units, but also by (human) misinterpretation of the given scenarios which cannot be assigned to interoperability. With higher complexity of the scenarios the interoperability score got smaller. However, it can be pointed out

that most of these errors are 1) easily correctable and 2) detectable with a Schematron validation.



*Figure 1. Assumption of full interoperability when adhering to the DCC schema and community specific rules*

References:

- [1] G. Foyer, M. Häfner, J. Haller, C. Müller-Schöll, S. Osang, and A. Scheibner, (2024): "Expert report DKD-E 7-2 Instructions on how to use the DCC schema to create a digital calibration certificate for weights and weight sets, Edition 01/2024, Revision 7," <https://oar.ptb.de/resources/show/10.7795/550.20240119B>
- [2] J. Haller and G. Foyer (2025), "Interoperability of DCCs for weights and weighing instruments through standardization f in IMEKO TC-6 International Conference on Metrology and Digital Transformation - M4DConf 2025," <https://www.imeko.org/publications/tc6-2025/IMEKO-TC6-2025-009.pdf>

[Back to Table of Contents above](#)

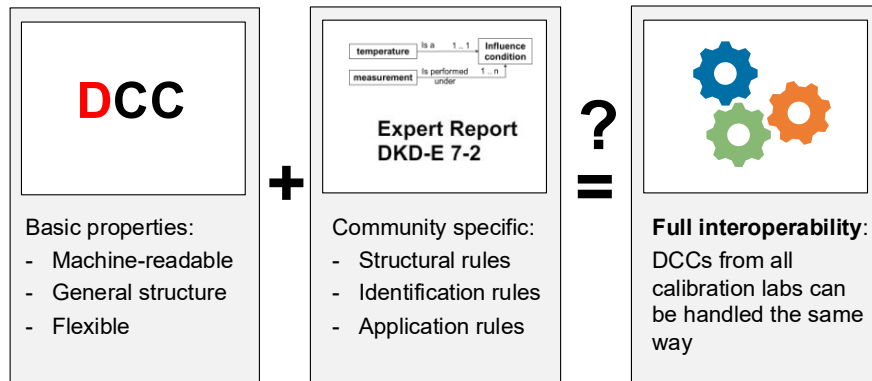
## [Presentation #P05 of Gisa Foyer](#)

# A challenge to test interoperability of DCCs for weights



Gisa Foyer, Julian Haller, Christian Müller-Schöll, Stuart Davidson  
6<sup>th</sup> International DCC Conference

# DCC Mass – Achieving Interoperability



Assessing interoperability of mass DCCs through comparison of test DCCs issued by different parties

DCC Conference 2026

## DCC for mass/weights



- DKD expert report published in April 2022
  - Focus: weights
  - Instruction on how to fill the DCC template
  - Mostly applicable for mass standards as well
  - <https://doi.org/10.7795/550.20220419B> (English version)

**Physikalisch-Technische Bundesanstalt**  
 Braunschweig und Berlin  
 Nationales Metrologieinstitut

Seite 3 zum Kalibrierschein vom 2017-05-08, Kalibrierschein: PTB - abcode 17  
Page 3 of the Calibration Certificate issued 2017-05-08, calibration mark: PTB - abcode 17

**Umgebungsbedingungen**  
Ambient conditions

Die Kalibrierung wurde bei folgenden Umgebungsbedingungen ausgeführt.  
The calibration was carried out under the following ambient conditions:

	von from	bis to	Unsicherheit uncertainty k = 2
Temperatur / °C temperature	20,85	20,86	0,02
rel. Luftfeuchte / % relative humidity	43,5	43,8	1,0
Luftdruck / mbar at pressure	1008,04	1008,18	0,06

**Messergebnisse**  
Measurement results

**Masse**  
Mass

Nennwert nominal value	Kennzeichnung marking	Masse mass	Unsicherheit uncertainty k = 2
1 kg	kalibel/trace	1 kg - 2,809 mg	0,030 mg

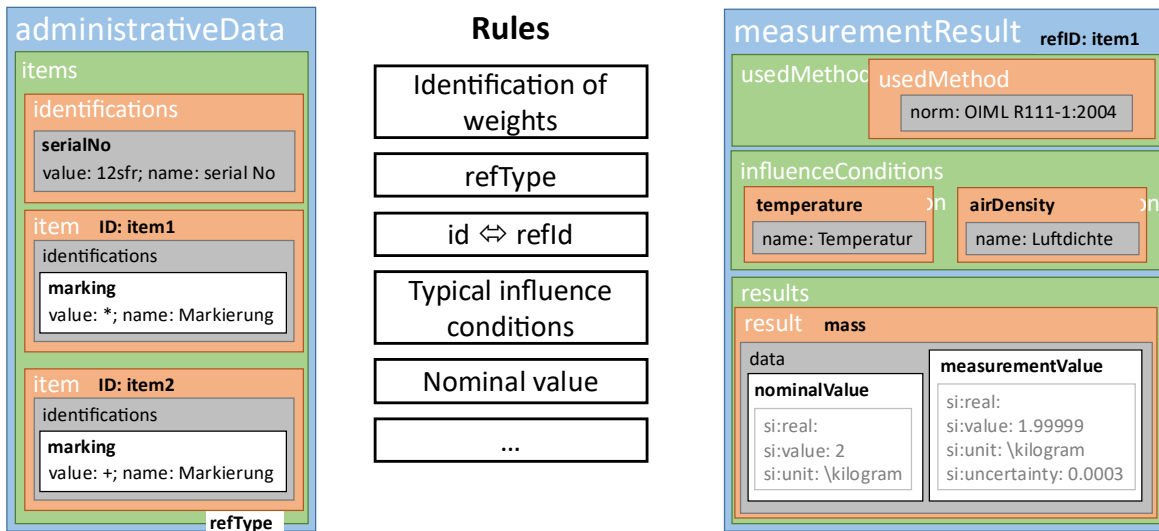
**Volumen**  
Volume

Das Volumen wurde aus dem Kalibrierschein 1-82-2017 gwe - 1 vom 2017-04-11 entnommen.  
The volume was taken from the calibration certificate 1-82-2017 gwe-1 issued 2017-04-11.

Nennwert nominal value	Kennzeichnung marking	Volumen Vol. / $V_{20}^{\circ C}$ volume at 20 °C	Unsicherheit uncertainty k = 2
1 kg	kalibel/trace	429,35318 cm <sup>3</sup>	0,00020 cm <sup>3</sup>

DCC Conference 2026

## The DCC for weights → rules in example

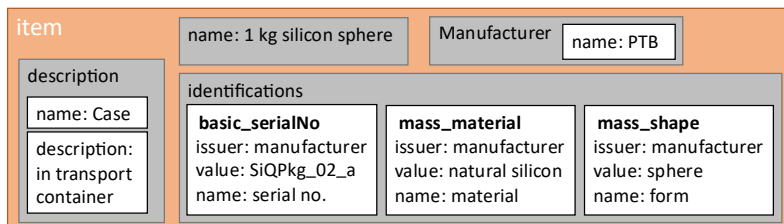


DCC Conference 2026

## What happened next...



Expert group active again from September 2022 to January 2024



**nominalValue**

rounded or approximate value of a characterizing quantity of a measuring instrument or measuring system that provides guidance for its appropriate use

PREFIX:	mass_
NOTE 1:	VIM 4.6 „nominal quantity value“
NOTE 2:	nominal value can be a means of identification and part of a result
ELEMENT 1:	dcc:identification in dcc:item
ELEMENT 2:	dcc:quantity



DKD expert report revised in January 2024

- Focus: mass standards
- Includes sections on volume and density
- <https://doi.org/10.7795/550.20240119B> (English version)

DCC Conference 2026

## What about interoperability?



**Object of calibration:**

1 kg  
2 kg

**End date of calibration:** 2019-06-28

**Issue date of calibration certificate:** 2019-07-03

**Nominal value (dcc:itemQuantity)**

Nominal mass 1 \kilogram  
Nominal mass 2 \kilogram

**Nominal value (dcc:result)**

Nominal value 2 \kilogram  
Nominal value 1 \kilogram

**Object of calibration:**

1 kg  
2 kg

**End date of calibration:** 2021-06-02

**Issue date of calibration certificate:**

**Nominal value (dcc:itemQuantity)**

**Nominal value (dcc:result)**

**Same request for 2 XML-files**  
→ **Not interoperable, because refTypes have been changed**

**Expert report 2024**

DOI: [10.7795/550.20240119B](https://doi.org/10.7795/550.20240119B)

**Expert report 2022**

DOI: [10.7795/550.20220419B](https://doi.org/10.7795/550.20220419B)

DCC Conference 2026

## How we test interoperability



```
<dcc:items>
  <dcc:item>
    ...
  </dcc:item>
</dcc:items>
```

→ All elements must be closed in the correct order

XML

```
<xs:element name="item"
  type="dcc:itemType"
  maxOccurs="unbounded"/>
```

→ XML must have at least one item  
→ Item must be of itemType



Schema

Expert report

```
<sch:assert role="error" test="@id">
  Id is missing
</sch:assert>
```

→ Item must have an id



- Standardised name of item
- Additional identification
- Something we missed
- ...

More?



DCC Conference 2026

# DCC\_mass Interoperability Challenge



Expert report

## What do we need?

1. Examples for testing (**Phase 1**)  
→ Create scenarios



DCC\_mass - Interoperability Challenge: Scenario 1

Topic: Single OIML weight  
Number (for XML-filename): Scenario1  
Difficulty: easy  
Reference examples (can be used and altered):  
 Mass set  
 Single mass

### General information

- Fill one dcc:identification with mass\_orderNo: Scenario1
- Calibration laboratory; Please provide the real data for your laboratory

### Challenge contents

- Single weight F2
- Nominat value: 1 kg
- Conventional mass: 1 kg + 2.3 mg (U = 1.3 mg)
- Tolerance assessment against MPE acc. to OIML R111

## Timeframe and information

1. Finished in February/March 2025  
→ 3(.5) scenarios

No	Nominal weight	before adjustment				After adjustment or exchange			
		Marking	Shape	Conv. Value	U (g=2)	Marking	Shape	Conv. Value	U (g=2)
1	1 mg								
2	2 mg		Sheet	2 mg+0.001 mg	0.002 mg		Sheet	1 mg+0.001 mg	0.002 mg
3	2 mg	bending	Sheet	2 mg+0.003 mg	0.002 mg				
4	5 mg		Sheet	5 mg+0.001 mg	0.002 mg				
5	10 mg		Sheet	10 mg+0.001 mg	0.002 mg				
6	20 mg		Sheet	20 mg+0.002 mg	0.003 mg				
7	20 mg	bending	Sheet	20 mg+0.002 mg	0.003 mg				
8	50 mg		Sheet	50 mg+0.002 mg	0.004 mg				
9	100 mg		Wire	100 mg+0.021 mg	0.005 mg	Wire	100 mg+0.001 mg	0.005 mg	
10	200 mg		Wire	200 mg+0.003 mg	0.006 mg				
11	200 mg	bending	Wire	200 mg+0.000 mg	0.006 mg				
12	500 mg		Wire	500 mg+0.008 mg	0.008 mg				
13	1 g	ABC	knob	1 g+0.001 mg	0.010 mg				
14	2 g		knob	2 g+0.020 mg	0.012 mg	LHN	knob	2 g+0.016 mg	0.012 mg
15	2 g	dot	knob	2 g+0.018 mg	0.012 mg				
16	5 g	DEF	knob	5 g+0.004 mg	0.016 mg				
17	10 g	EFG	knob	10 g+0.020 mg	0.020 mg				
18	20 g		knob	20 g+0.010 mg	0.025 mg				
19	20 g	dot	knob	20 g+0.027 mg	0.025 mg				
20	50 g	HJ	knob	50 g+0.12 mg	0.03 mg	HNO	knob	50 g+0.06 mg	0.03 mg
21	100 g	UK	knob	100 g+0.10 mg	0.05 mg				
22	200 g		knob	200 g+0.03 mg	0.10 mg				
23	200 g	dot	knob	200 g+0.03 mg	0.10 mg				

DCC Conference 2026

# DCC\_mass Interoperability Challenge



Expert report

## What do we need?

1. Examples for testing (**Phase 1**)  
→ Create scenarios
2. Means to test interoperability (**Phase 2**)  
→ Create example XMLs  
→ Create XSLT and Schematron file to validate rules from the expert report
3. Check if it works (**Phase 3**)  
→ Test XSLT and Schematron and discuss results



## Timeframe and information

1. Finished in February/March 2025  
→ 3 scenarios
2. Finished in August 2025
3. Started in September 2025 - ongoing

DCC Conference 2026

## Overview of the results



**Several DCC examples from laboratories**  
 → 4 different examples  
 → Partly integrated as scenario 0

**6 participants for the scenarios**  
 → 23 examples for 3.5 scenario  
 → 3 examples as “references”

**Question list with more than 30 questions/comments**  
 → Typos and misleading information as wells as content questions  
 → In the expert report, DCCWiki and refType database

**Result at first glance**  
 → “typical” mistakes (unit error, misspelled refType, missing information, ...)  
 → Recurring questions (shape of weights, interventions, ...)

DCC Conference 2026

## Analysis with Schematron (scenario 1)



Many small mistakes

No interventions in this scenario!

No.	Overall	Errors	Warnings	Information	SI-units (error)	refType (warning)	Interv.
1	6	2	4	0	0	3	0
4	3	1	1	1	1	1	0
8	13	6	7	0	6	7	0
12	2	1	1	0	0	1	0
15	3	2	0	1	2	0	0
19	1	0	0	0	0	0	0
28	4	3	1	0	2	1	0
31	10	5	5	0	0	3	0

DCC Conference 2026

## Analysis with Schematron (scenario 3)



Looks worse than it is!

There are more errors in interventions

	No.	Overall Errors	Warnings	Information	SI-units (error)	refType (warning)	Interv.
3	28	24	4	0	0	3	0
7	84	28	33	23	23	33	3
11	391	183	208	0	181	208	0
14	53	7	46	0	0	46	6
18	36	3	7	26	2	7	0
22	43	15	28	0	0	28	15
30	4	3	1	0	2	1	0

DCC Conference 2026

## Quantification of interoperability



- For each information piece:
  - Score=100 % IF same as expected; 0 % OTHERWISE
  - Average interoperability score = 79 % for scenario1

Interoperability	Participant 1	Participant 2	Participant 3	Participant 4	Participant 5	Participant 6	Participant 7	Overall	Use, Remark
order number	Scenario1	100%	100%	100%	100%	100%	100%	100%	X
calibration start	45694	100%	100%	100%	100%	100%	100%	100%	X
issue date	45695	100%	100%	100%	100%	100%	100%	100%	X
OIML class (set)	0	100%	100%	100%	100%	100%	100%	100%	X
customer	Test Customer	100%	100%	100%	100%	100%	100%	100%	X
calibration end	45694	100%	100%	100%	100%	100%	100%	100%	X
serial number (set)	0	100%	100%	100%	100%	100%	100%	100%	X
OIML class (piece)	F2	100%	100%	100%	100%	100%	100%	100%	X
nominal value	1	100%	100%	100%	100%	100%	100%	100%	X
unit	\\kilogram	100%	100%	100%	100%	100%	100%	100%	X
marking	F 1	100%	100%	100%	100%	100%	100%	100%	X
shape	Cylinder	100%	100%	100%	100%	100%	100%	100%	X
unit	\\kilogram\\metro	100%	100%	100%	100%	100%	100%	100%	X
conventional mass	1,000023	100%	100%	100%	100%	100%	100%	100%	X
unit	\\kilogram	100%	100%	100%	100%	100%	100%	100%	X
exp. MU	0,000013	100%	100%	100%	100%	100%	100%	100%	X
measurement error	0,000023	100%	100%	100%	100%	100%	100%	100%	X
unit	\\kilogram	100%	100%	100%	100%	100%	100%	100%	X
exp. MU	0,000013	100%	100%	100%	100%	100%	100%	100%	X
lower tolerance	0,999984	100%	100%	100%	100%	100%	100%	100%	X
unit	\\kilogram	100%	100%	100%	100%	100%	100%	100%	X
upper tolerance	1,000016	100%	100%	100%	100%	100%	100%	100%	X
unit	\\kilogram	100%	100%	100%	100%	100%	100%	100%	X
conformity	pass	100%	100%	100%	100%	100%	100%	100%	X
		71%	17%	50%	21%	75%	33%	80%	
								79%	X

DCC Conference 2026

## Quantification of interoperability (manual corrections)



- Correction of obvious mistakes that have nothing to do with interoperability: score reaches 82 %

Interoperability	Participant 1	Participant 2	Participant 3	Participant 4	Participant 5	Participant 6	Participant 7	Overall	Remark
order number	Scenario1	100%	100%	100%	100%	100%	100%	100%	X
calibration start	45694	100%	100%	100%	100%	100%	100%	100%	X
issue date	45695	100%	100%	100%	100%	100%	100%	100%	X
OIML class (set)	0	100%	100%	100%	100%	100%	100%	100%	X
customer	Test Customer	100%	100%	100%	100%	100%	100%	100%	X
calibration end	45694	100%	100%	100%	100%	100%	100%	100%	X
serial number (set)	0	100%	100%	100%	100%	100%	100%	100%	X
OIML class (piece)	F2	100%	100%	100%	100%	100%	100%	100%	X
nominal value	1	100%	100%	100%	100%	100%	100%	100%	X
unit	kg	100%	100%	100%	100%	100%	100%	100%	X
marking	F 1	100%	100%	100%	100%	100%	100%	100%	X
shape	Cylinder	100%	100%	100%	100%	100%	100%	100%	X
unit	kg	100%	100%	100%	100%	100%	100%	100%	X
conventional mass	1,000023	100%	100%	100%	100%	100%	100%	100%	X
unit	kg	100%	100%	100%	100%	100%	100%	100%	X
exp. MU	0,000013	100%	100%	100%	100%	100%	100%	100%	X
measurement error	0,000023	100%	100%	100%	100%	100%	100%	100%	X
unit	kg	100%	100%	100%	100%	100%	100%	100%	X
exp. MU	0,000013	100%	100%	100%	100%	100%	100%	100%	X
lower tolerance	0,999984	100%	100%	100%	100%	100%	100%	100%	X
unit	kg	100%	100%	100%	100%	100%	100%	100%	X
upper tolerance	1,000016	100%	100%	100%	100%	100%	100%	100%	X
unit	kg	100%	100%	100%	100%	100%	100%	100%	X
conformity	pass	100%	100%	100%	100%	100%	100%	100%	X
		71%	17%	50%	33%	75%	33%	83%	
								82%	

DCC Conference 2026

## Correction of examples



- Why? To prove that you can “detect”/“forecast” interoperability
- What?
  - General structure issues
  - D-SI units
  - Correct and/or add essential refTypes
- Results: errors over all examples reduced from 476 to 45

Before corrections

After corrections

No.	Before corrections			After corrections					
	Errors	Warnings	SI-units (error)	refType (warning)	No.	Errors	Warnings	SI-units (error)	refType (warning)
3	24	4	0	3	3	1	47	0	47
11	183	208	181	208	11	2	208	0	208

Reduction of errors

Also: detecting new errors

DCC Conference 2026

## Correction of examples



- Results: errors over all examples reduced from 476 to 45
- Results: interoperability score raised from 79 % to 85 %

Interoperability	Participant 1	Participant 2	Participant 3	Participant 4	Participant 5	Participant 6	Participant 7	Overall
order number	scenario1	100%	100%	100%	100%	100%	100%	100%
calibration start	45694	100%	100%	100%	100%	100%	100%	100%
issue date	45695	100%	100%	100%	100%	100%	100%	100%
OIML class (set)	0	100%	100%	100%	100%	100%	100%	100%
customer	Test Customer	100%	100%	100%	100%	100%	100%	100%
calibration end	45694	100%	100%	100%	100%	100%	100%	100%
serial number (set)	0	100%	100%	100%	100%	100%	100%	100%
OIML class (piece)	F2	100%	100%	100%	100%	100%	100%	100%
nominal value	1	100%	100%	100%	100%	100%	100%	100%
unit	kilogram	100%	100%	100%	100%	100%	100%	100%
marking	F 1	100%	100%	100%	100%	100%	100%	100%
shape	Cylinder	100%	100%	100%	100%	100%	100%	100%
unit	kilogram/metre	100%	100%	100%	100%	100%	100%	100%
conventional mass	1,0000023	100%	100%	100%	100%	100%	100%	100%
unit	kilogram	100%	100%	100%	100%	100%	100%	100%
exp. MU	0,0000013	100%	100%	100%	100%	100%	100%	100%
measurement error	0,0000023	100%	100%	100%	100%	100%	100%	100%
unit	kilogram	100%	100%	100%	100%	100%	100%	100%
exp. MU	0,0000013	100%	100%	100%	100%	100%	100%	100%
lower tolerance	0,999984	100%	100%	100%	100%	100%	100%	100%
unit	kilogram	100%	100%	100%	100%	100%	100%	100%
upper tolerance	1,000016	100%	100%	100%	100%	100%	100%	100%
unit	kilogram	100%	100%	100%	100%	100%	100%	100%
conformity	pass	100%	100%	100%	100%	100%	100%	100%
		71%	46%	67%	29%	75%	50%	88%
								85%

DCC Conference 2026

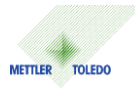
## Summary and next steps



- Summary
  - Challenge to draft DCCs to test interoperability
  - Development of tools to test interoperability
  - Check for open topics
- More detailed analysis still needed
  - Define more error cases e.g. refType, ...
  - Correct examples for each case
  - Check results again to test whether better schematron results give better interoperability (several iterations necessary)
  - Refine analysis
  - Some more discussions

DCC Conference 2026

SARTORIUS



NPL



METAS

Thanks to all the participants



IPO



<https://www.imeko.org/publications/tc6-2025/IMEKO-TC6-2025-009.pdf>

[Back to Table of Contents above](#)

Day 2 2026-02-25 Wednesday  
Parallel Session “DCC Ecosystem”  
Session Chair: Martin Koval

015 Bin Wang:  
Research and Application of Digital Reference Material  
Certificate System by NIM

Presenting author: Bin. Wang [1]

Email: [wangbin@nim.ac.cn](mailto:wangbin@nim.ac.cn)

Additional authors:

- Xiaohua. Lu [1]

Institute:

[1] National Institute of Metrology, No. 18, Bei San Huan Dong Lu, Beijing 100029, China

Keywords: Digital Reference Material Certificate, Information system, Research and Application

## Abstract

Reference material (RM) certificates are indispensable for proper use of reference materials, playing an important role in guiding users to store and use reference materials correctly. However, limitations have been found in paper certificates of reference materials, such as waiting long for their preparation, high risk of loss, and lack of security measures.

NIM has actively carried out the research on digital certificates of reference materials to explore more efficient technologies. NIM has studied bar codes for management of reference materials and has established a digital reference material certificate system with authority control, electronic seal, time stamp and other encryption mechanisms involved.

Based on the varieties and batches of reference materials, the coding rules for two-dimensional codes of reference materials are formulated and employed to uniquely manage each unit of reference materials. A complete process of certificate template making, review and release has been designed as part of the manufacturing process for reference materials. Using the interface development function of major social media platforms, the method of generating and previewing documents by scanning the QR code on the label of a reference material with a mobile phone is designed. Users may view and download all digital certificates generated by their scanning through the special certificate management website page. The system has been implemented and is currently in use.

In October 2020, NIM started the pilot project of the digital reference material certificate system. Up to December 23, 2025, it had provided more than 2400 reference materials and more than 901,000 copies of electronic documents for more than 90,000 users. The digital certificate system not only improves the efficiency of document query and use, but also greatly reduces the cost for document production and transportation. Through the user information provided by the end-users, the reference material producers may obtain the specific application fields of reference materials more accurately, establishing a more convenient communication channel between the reference material producers and users.

References:

[1] ISO 33401 (2024) Reference materials — Contents of certificates, labels and accom-

- panying documentation
- [2] ISO 17034 (2016) General requirements for the competence of reference material producers
  - [3] ISO/IEC 17025 (2017) General requirements for the competence of testing and calibration laboratories

[Back to Table of Contents above](#)

## [Presentation #015 of Bin Wang](#)

# Research and Application of Digital Reference Material Certificate System by NIM

Bin Wang

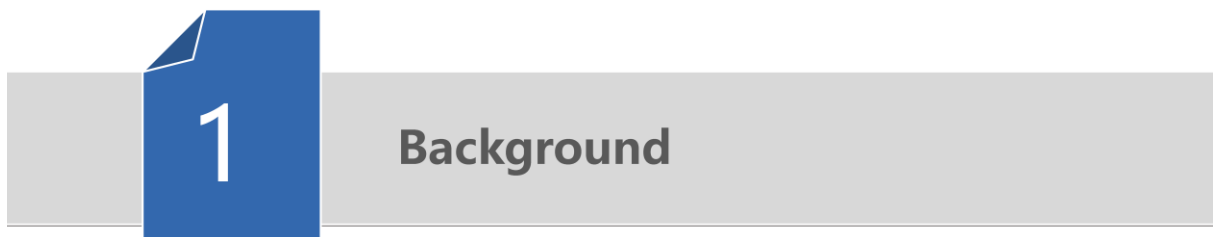
National Institute of Metrology, China

25. Feb 2026

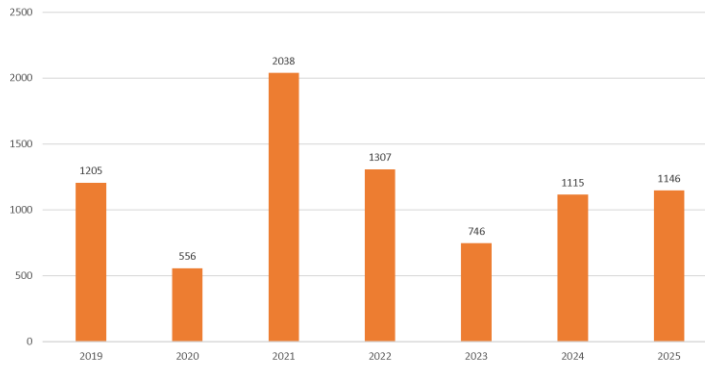
## outline

**1. Background**

**2. Research Content and Progress**



➔ Certified Reference Materials in China



**By the end of 2025, there are more than 19440 certified reference materials in China.**

➔ Technical requirements for reference material certificates

ISO 33401 (2024) Reference materials — Contents of certificates, labels and accompanying documentation

reference material certificate

- document containing the essential information for the use of a CRM, confirming that the necessary procedures have been carried out to ensure the validity and metrological traceability of the stated property values

RM document

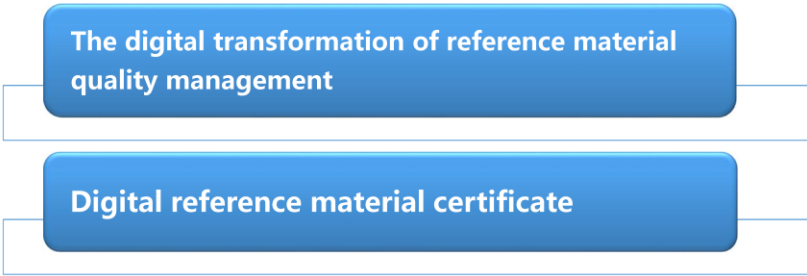
- document containing all the information that is essential for using any RM

➔ Disadvantages of paper certificates

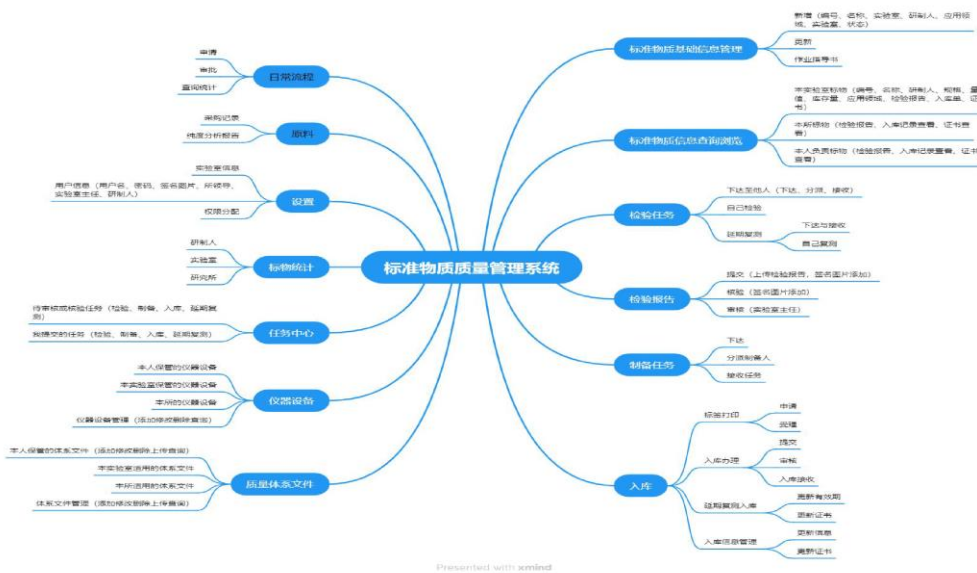
- 1. Low production efficiency
- 2. Single anti-counterfeiting measures
- 3. Easy to lose
- 4. Easily damaged
- 5. Small amount of information
- 6. Easy to be tampered with

**2** Research Content and Progress

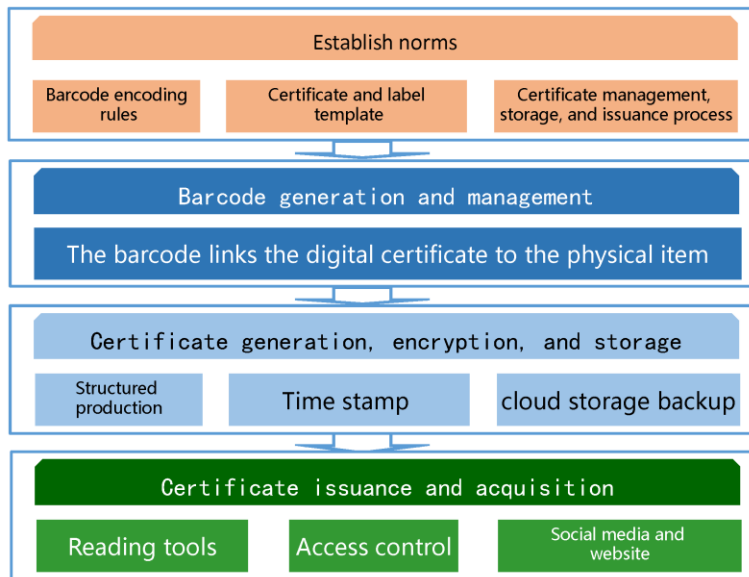
➔ Main research content



➔ The digital transformation of reference material quality management



➔ Main research content



➔ Main research content

Barcode encoding rules

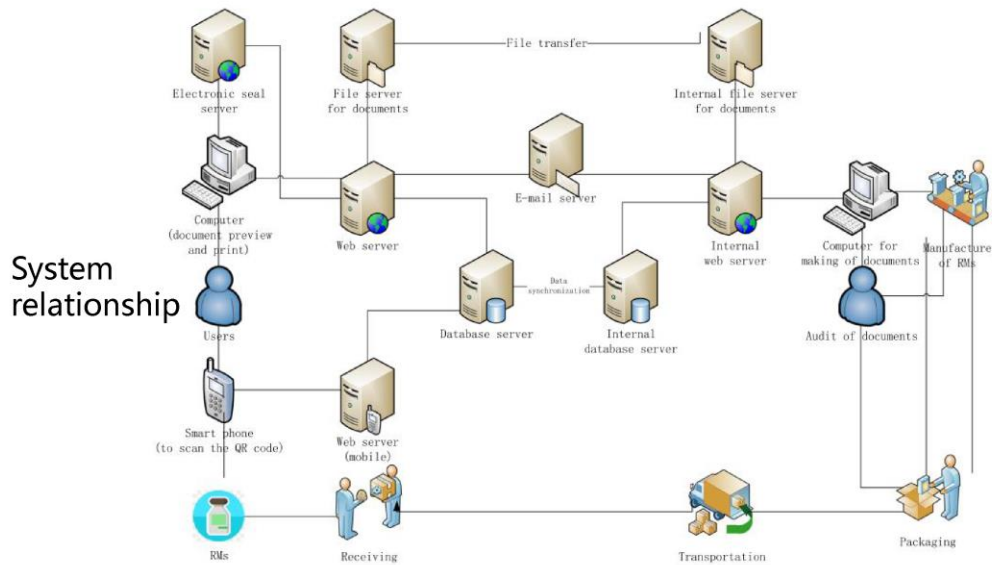
	Type code						sequence					Check code
Position index	12	11	10	9	8	7	6	5	4	3	2	1
code	2	0	1	8	1	8	0	0	0	0	1	X

File format

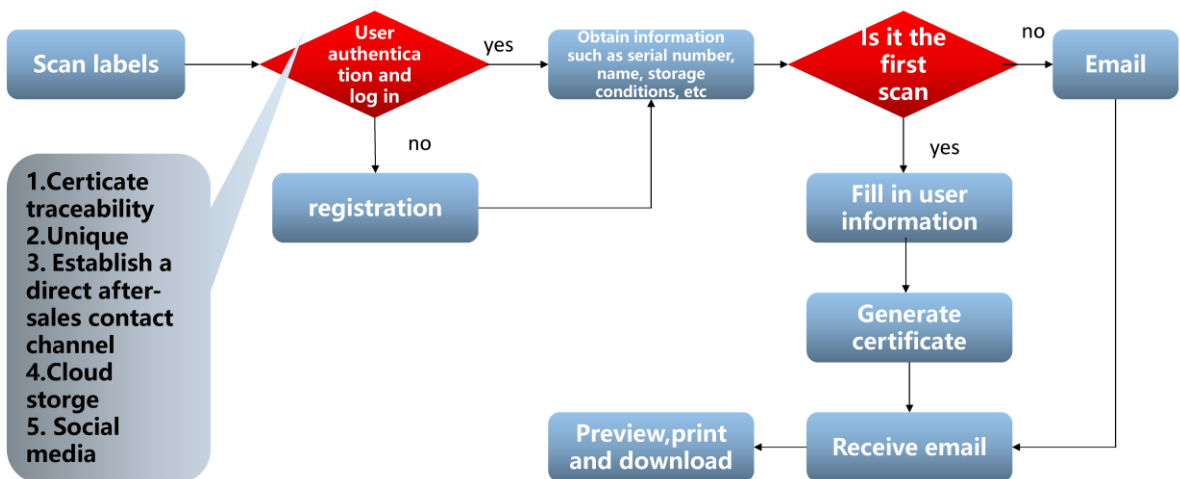
```

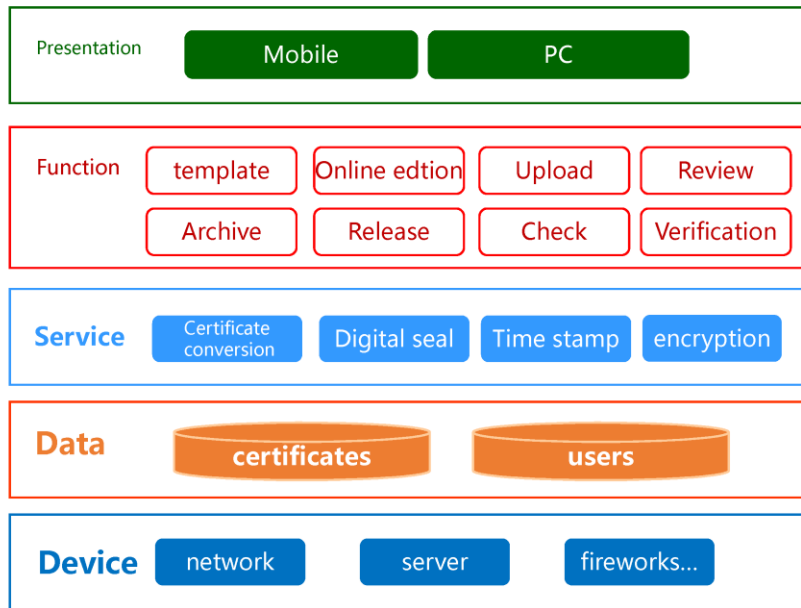
<RMCertificate>
<RMCode>GBW08608</RMCode>
<RMDescription>trace elements in water</RMDescription>
<BatchNo>21011</BatchNo>
<CertificationDate>2021/10/11</CertificationDate>
<PeriodOfValidity>2022/10/10</PeriodOfValidity>
<Producer>National Institute of Metrology, China</ Producer >
...
</RMCertificate>
  
```

➔ Main research content



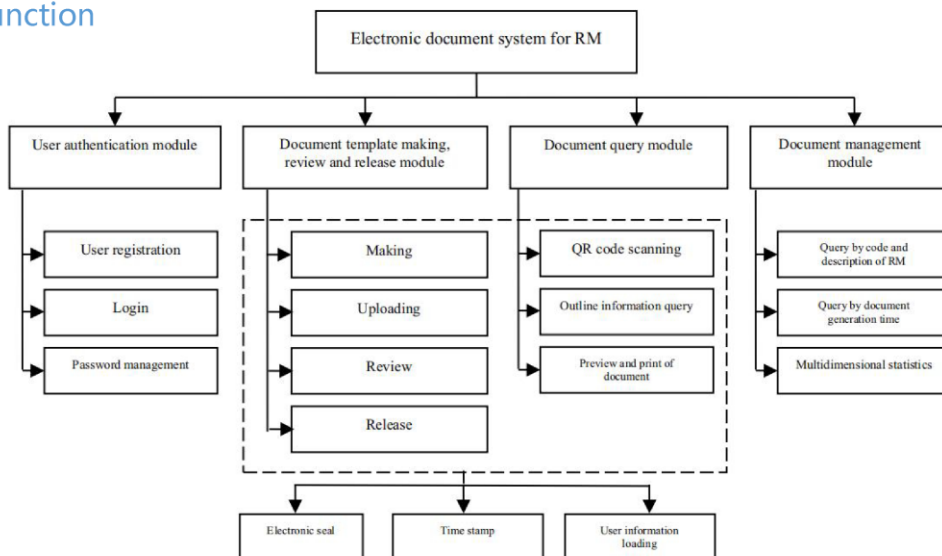
➔ Main research content



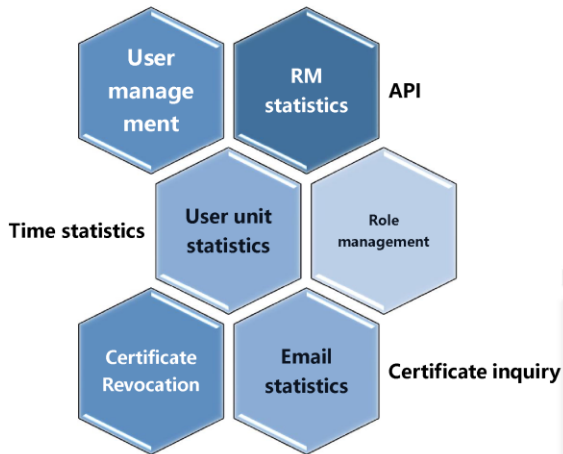


➔ Main research content

Main Function



➔ Current progress

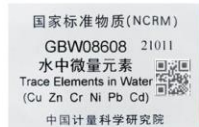


The certificates of **2512** types of labeled items have been digitized, with a digitization rate of **100%**. Over **931,000** digital certificates were provided to more than **92,000** users.



➔ Current progress

- The digital certificate of the subject matter is associated one-to-one with the physical item
- Each unit of reference material has a unique identifier
- Obtaining the certificate is convenient and efficient
- The certificate information is more detailed
- It possesses uniqueness and enhanced anti-counterfeiting properties
- It is easier to manage and less prone to loss
- Energy conservation and emission reduction



➔ Current progress

1 Software Copyright ; 1 paper Accreditation and Quality Assurance



Accreditation and Quality Assurance 2023 28:139–146  
<https://doi.org/10.1007/s00423-023-01127-y>

GENERAL PAPER

**Design and implementation of electronic reference material document system**

Wang Biao<sup>1</sup> · Ma Liandi<sup>1</sup> · Lu Xiaohua<sup>1</sup>

Received: 26 July 2021 / Accepted: 16 March 2023 / Published online: 17 April 2023  
© The Author(s), under exclusive licence to Springer-Verlag GmbH Germany, part of Springer Nature 2023

**Abstract**  
Reference material (RM) documents are indispensable for proper use of reference materials, playing an important role in guiding users to store and use reference materials correctly. However, limitations have been found in paper documents of reference materials, such as waiting long for their preparation, high risk of loss, and lack of security measures. This paper describes the design and implementations of an information system for electronic reference material documents. Based on the varieties and batches of reference materials, the coding rules for two-dimensional codes of reference materials are formulated and employed to uniquely manage each unit of reference materials. A complete process of document template making, review and release has been designed as part of the manufacturing process for reference materials. Using the interface development function of major social media platforms, the method of generating and previewing documents by scanning the QR code on the label of a reference material with a mobile phone is designed. Users may view and download all electronic documents generated by their scanning through the special document management website page. The system has been implemented and is currently in use. Compared with paper documents, electronic documents have obvious advantages in unaptness, security and convenience.

**Keywords** Electronic · Reference material document · Design · Implementation

**Background**  
Serving as important carriers of metrological traceability, reference materials with quality assurance and metrological traceability facilitate the comparability of test results at different times, different places by different personnel. With the rapid development of China's economy, the testing market has entered a period of rapid growth. In recent years, the demand for reference materials has increased correctly. Due to the characteristics of many varieties and small batches in the manufacture of reference materials, the quantity value and period of validity of each batch of reference materials may vary, so the accompanying documents of reference materials may only be printed up in limited quantities instead of on a large scale. For external supply, the service personnel will check the consistency between the physical objects and documents one by one to avoid



Thank you for your attention!

Back to Table of Contents above

## 016 Punith Durga Prasad Arumilli: The Digital Reference Material Document (DRMD): Transforming Static Certificates into Machine-Interpretable Quality Infrastructure

Presenting author: Punith Durga Prasad Arumilli [1]

Email: [punith-durua-prasad.arumilli@bam.de](mailto:punith-durua-prasad.arumilli@bam.de)

Additional Authors:

- Michael Melzer [michael.melzer@bam.de](mailto:michael.melzer@bam.de)
- Mehran Monavari [mehran.monavari@bam.de](mailto:mehran.monavari@bam.de)
- Silke Richter [silke.richter@bam.de](mailto:silke.richter@bam.de)
- Johannes van de Kreeke [johannes.kreeke@bam.de](mailto:johannes.kreeke@bam.de)

Institute:

[1] Bundesanstalt für Materialforschung und -prüfung (BAM), Unter den Eichen 87, 12205, Berlin.

Keywords: Reference Materials, Digital Quality Infrastructure, ISO 33401, XML Schema, Vision Language Models, Industry 4.0

### Abstract

Reference materials (RMs) serve as anchors of measurement reliability in analytical laboratories, yet their documentation currently remains trapped in static PDF formats creating a critical bottleneck for Industry 4.0 automation. While digitization has advanced for calibration through the Digital Calibration Certificate (DCC), RM certificates still require manual data entry, a time-consuming and error-prone process incompatible with modern quality infrastructure. This paper introduces the Digital Reference Material Document (DRMD), a standardized XML schema that transforms RM certificates into machine-interpretable assets aligned with ISO 33401.

Developed by BAM (German Federal Institute for Materials Research and Testing) within the QI-Digital initiative, the DRMD schema encodes essential metrological data through six structured containers: administrative metadata, material descriptions, property measurements with uncertainties, statements (e.g. on intended use and storage), comments, and digital signatures. By integrating the Digital System of Units (D-SI) and limiting document types to "referenceMaterialCertificate" or "productInformationSheet," the schema ensures semantic interoperability within federated data spaces like Quality-X and GAIA-X. Digital trust mechanisms including PKI infrastructure, DAkkS's digital accreditation symbol, and W3C verifiable credentials guarantee authenticity and data integrity throughout the document lifecycle.

To accelerate digitization of legacy certificates, we developed an AI-powered DRMD Generator leveraging state-of-the-art Vision Language Models (VLMs). This pipeline employs document layout analysis and LLM-based entity recognition to extract complex tabular data and relationships from PDFs, outputting validated XML through a human-in-the-loop workflow. Initial deployment on BAM's 400+ reference materials demonstrates high accuracy in extracting certified property values and metadata, enabling rapid integration into COMAR, the BAM-hosted international RM database.

DRMDs enable laboratories to automatically load RM information into analytical instruments, eliminating manual transcription while maintaining backward compatibility through dual PDF-XML export. Through international collaborations, and integration with Asset Administra-

tion Shells (AAS), the DRMD initiative will establish a cornerstone of digital quality infrastructure, enabling FAIR (Findable, Accessible, Interoperable, Reusable) metrological data for global Industry 4.0-compatible quality assurance systems.

[Back to Table of Contents above](#)

## [Presentation #016 of Punith Durga Prasad Arumilli](#)

Sicherheit in Technik und Chemie

25.02.2026

---

### THE DIGITAL REFERENCE MATERIAL DOCUMENT (DRMD): TRANSFORMING STATIC CERTIFICATES INTO MACHINE- INTERPRETABLE QUALITY INFRASTRUCTURE

**Speaker:** Arumilli Punith Durga Prasad  
**Team:** Michael Melzer, Mehran Monavari, Silke Richter, Johannes van de Kreeke

Bundesanstalt für Materialforschung und -prüfung (BAM)  
*Federal Institute for Materials Research and Testing*  
Berlin, Germany

[www.bam.de](http://www.bam.de)

---

25.02.2026    Digital Reference Material Document (DRMD)    1

## Agenda



**Introduction:** QI-Digital Initiative

**Context:** Reference Materials as Anchors of Measurement

**Problem & Solution:** From Static PDFs to Machine-Interpretable Certificates

**Technical Framework:** The Six DRMD Schema Containers

**Demonstration:** AI Powered DRMD Generator

**Summary:** How the AI Digitization Works

**Outlook:** The Future Landscape of Digital Reference Materials

---

25.02.2026    Digital Reference Material Document (DRMD)    2

## INTRODUCTION: QI-DIGITAL INITIATIVE



**Ensuring quality smarter. With a digital quality infrastructure.**

### OUR VISION AND MISSION

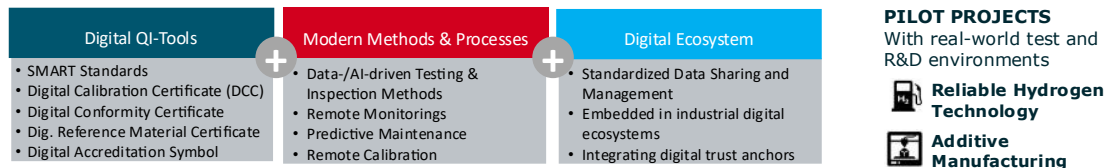
**The Vision:** Establishing a modern, efficient Digital Quality Infrastructure (QI) that supports global value networks and the Green Transformation.

**The Mission:** Rethinking practice and regulation to ensure sustainability, resilience, and competitiveness for a modern global quality infrastructure.

### CO-OPERATING ORGANISATIONS



## BAM is driving the development of a DIGITAL ECOSYSTEM for QI



## CONTEXT:



### REFERENCE MATERIALS AS ANCHORS OF MEASUREMENT

WHAT ARE REFERENCE MATERIALS?	BAM AS A RM PRODUCER
<ul style="list-style-type: none"> <li>➤ <b>anchors of Reliability:</b> They serve as anchors of measurement reliability in analytical laboratories.</li> <li>➤ <b>Calibration Essentials:</b> Crucial for calibration and ensuring global comparability of test results</li> </ul>	<ul style="list-style-type: none"> <li> <b>&gt; 100 Years of Experience</b> in RM production.</li> <li> <b>ISO 17034 Accredited</b> producer</li> <li> <b>400+ Specialized Products</b> available via the BAM webshop.</li> <li> <b>Hosting COMAR</b> The premier international database for reference materials.</li> </ul>

## PROBLEM & SOLUTION: FROM STATIC PDFs TO MACHINE-INTERPRETABLE CERTIFICATES

### PROBLEM

- Locked Data:** Static PDFs block automated workflows.
- Inefficiency:** Manual entry slows industrial processes.
- Error Risks:** Manual entry leads to inaccuracies.
- System Gap:** Legacy files do not support digital QI.

### SOLUTION

- Schema:** DCC-based XML schema for ISO/IEC 17034 certificates, incorporating ISO 33401 content requirements.
- Global Units:** Seamless Digital SI integration.
- Digital Trust:** W3C credentials for Secure and verifiable eAttestations (e.g., DAkKS)
- AI-Powered Generator:** Converts PDFs to machine-readable data.

## TECHNICAL FRAMEWORK: THE SIX DRMD SCHEMA CONTAINERS

<b>ADMINISTRATIVE DATA</b> <ul style="list-style-type: none"> <li>• <b>Core Data:</b> Unique Identifier, Document Title (Cert/Sheet), Validity.</li> <li>• <b>Producer:</b> Name, Contact, Electronic Seals.</li> <li>• <b>Responsible Persons:</b> Roles, Signatures.</li> </ul>	<b>MATERIALS</b> <ul style="list-style-type: none"> <li>• <b>Material List:</b> Name, Description, Material Class (ID, Reference).</li> <li>• <b>Quantities:</b> Minimum Sample Size, Item Quantities.</li> <li>• <b>Identifiers.</b></li> </ul>	<b>MATERIAL PROPERTIES</b> <ul style="list-style-type: none"> <li>• <b>Properties:</b> Name, Procedures (Method, Norm), Results (Value, Unit, Uncertainty - SI aligned).</li> <li>• <b>Measurement Metadata.</b></li> <li>• <b>'isCertified'</b> attribute.</li> </ul>
<b>STATEMENTS</b> <p>Intended Use, Storage Info, Handling &amp; Use Instructions, Metrological Traceability, Health &amp; Safety, Legal Notice, Certification Report Reference, Additional Statements.</p>	<b>COMMENTS &amp; DOCUMENTS</b> <ul style="list-style-type: none"> <li>• <b>Comments:</b> Supporting notes and supplemental metrological data.</li> <li>• <b>Documents:</b> Ability to embed or link external files (e.g., original PDF certificate)</li> </ul>	<b>DIGITAL SIGNATURE</b> <p>XMLDSig elements ('ds:SignatureType') for cryptographic signatures, guaranteeing authenticity and integrity.</p>

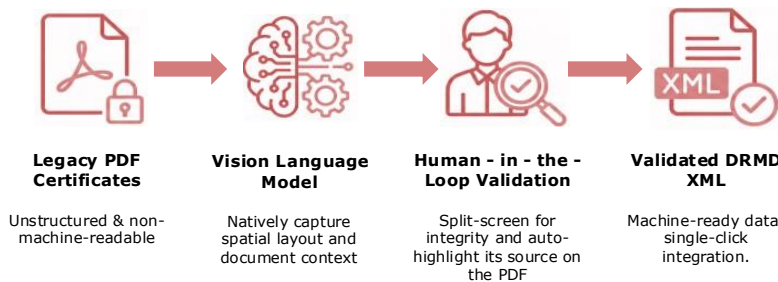
## DEMONSTRATION: AI-POWERED DRMD GENERATOR






25.02.2026 Digital Reference Material Document (DRMD)

7

## SUMMARY: HOW THE AI DIGITIZATION WORKS



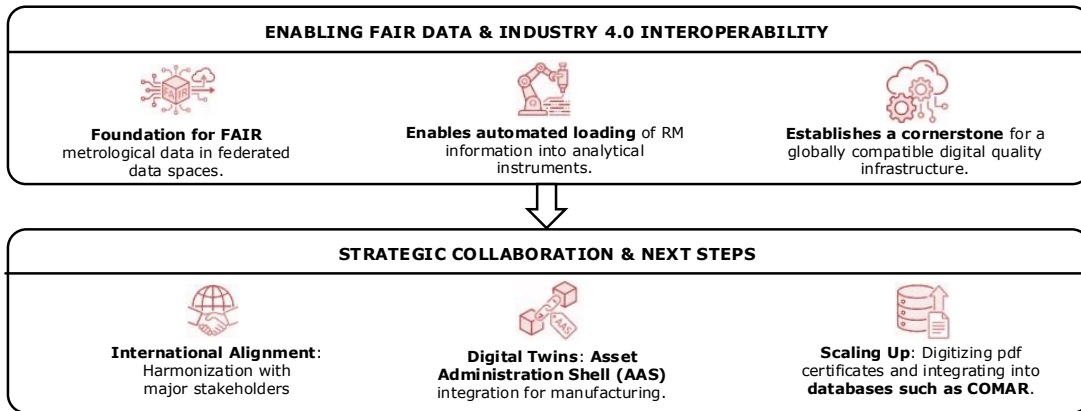
### KEY CAPABILITIES

-  **Visual AI Intelligence:** Unlike old text scanners, the AI "sees" page layout like a human to place data accurately while capturing its **actual meaning and context**.
-  **Verified Reliability:** Achieves **95 – 100%** accuracy even on messy or complex certificate layouts.
-  **Ready-to-Use Data:** Automatically fixes units (**D-SI**) and **chemical identifiers (CAS)** so the data is ready for your lab software.

25.02.2026 Digital Reference Material Document (DRMD)

8

## OUTLOOK: THE FUTURE LANDSCAPE OF DIGITAL REFERENCE MATERIALS



25.02.2026

Digital Reference Material Document (DRMD)

9

## The Digital Reference Material Document (DRMD): Transforming Static Certificates into Machine-Interpretable Quality Infrastructure



**Arumilli Punith Durga Prasad, M. Eng.**  
Research Associate – Digital Twins and AI  
punith-durga-prasad.arumilli@bam.de

- The Problem:** Static PDFs create data silos, causing manual errors and blocking Industry 4.0 automation.
- The Breakthrough:** AI-powered VLM generator achieves 95–100% accuracy in converting PDF RM certificates into machine-interpretable XML.
- The Impact:** Enables direct integration into lab software of analytical instruments, ensuring FAIR data globally.

**Call for Contributions:** We are seeking your expertise for the upcoming modelling of the DRMD submodel for the Asset Administration Shell (AAS). Let's build the future of Digital Twins together.

25.02.2026

Digital Reference Material Document (DRMD)

10

[Back to Table of Contents above](#)

# 017 David Balslev-Harder: DCX in Practice: Workflow and Generation of Digital Calibration Requests

Presenting author: David Balslev-Harder [1]

Email: [dbh@dfm.dk](mailto:dbh@dfm.dk)

Additional authors:

- Søren Kynde [1] [srk@dfm.dk](mailto:srk@dfm.dk)

Institute:

[1] Danish Fundamental Metrology – Danish National Metrology Institute (DFM), Kogle Allé, DK-2970 Hørsholm, Denmark

Keywords: DCC, DCR, cross-cutting, process-flow, standardisation

## Abstract

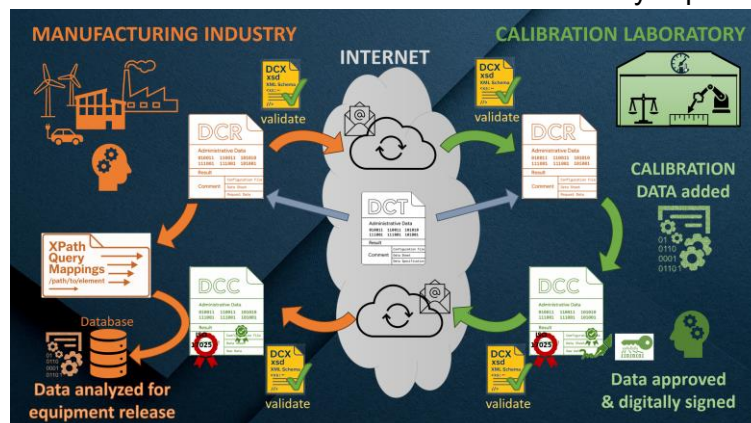
The Digital Calibration Exchange (DCX) framework provides an emerging foundation for structuring calibration-related information in a machine-readable and domain-independent manner. In this contribution, we present practical experiences with applying DCX concepts to support the full workflow leading to a Digital Calibration Request (DCR).

We describe a generic process flow that starts from an informal calibration need and progresses toward a structured DCR. The workflow includes identifying relevant measurands, defining calibration points, uncertainties, and conditions, and preparing query expressions that formally describe the requested results. While the implementation details differ between domains, our experience suggests that the underlying approach is largely transferable across metrology fields such as mass, temperature, pressure, and others.

Particular attention is given to the preparation of queries within the DCX framework. We observe that many query structures show strong similarities across domains, even when the specific physical quantities differ. This observation may indicate that a shared conceptual basis for queries is feasible and could support harmonized digital requests without removing necessary domain-specific flexibility.

The presentation also reflects on the requirements and foundations needed for standardized DCRs and, by extension, Digital Calibration Certificates (DCCs). Rather than proposing a finalized or authoritative solution, we outline practical prerequisites such as consistent terminology, clear semantics, and alignment between request and result structures.

The aim of this contribution is to share lessons learned from early implementations, highlight



*Figure 1. Illustration of the full DCX process flow, from generation of DCR and xpath-queries, to calibration lab conversion of received DCR into DCC and finally application of prepared xpath-queries to extract calibration data into client data-base.*

both benefits and limitations, and invite discussion within the DCC community on how DCX-

based workflows and standardized DCRs might gradually support more efficient, transparent, and interoperable digital calibration processes.


References:

[1] 5 minute video introduction to DCX: <https://www.youtube.com/watch?v=AmXMWAHjakw>

[2] Webpage (2025): <https://github.com/TC-IM-1448/DCC-Tables>



[Back to Table of Contents above](#)

## Presentation #017 of David Balslev-Harder



**DCX in Practice:**  
**Workflow and Generation of Digital Calibration Requests**

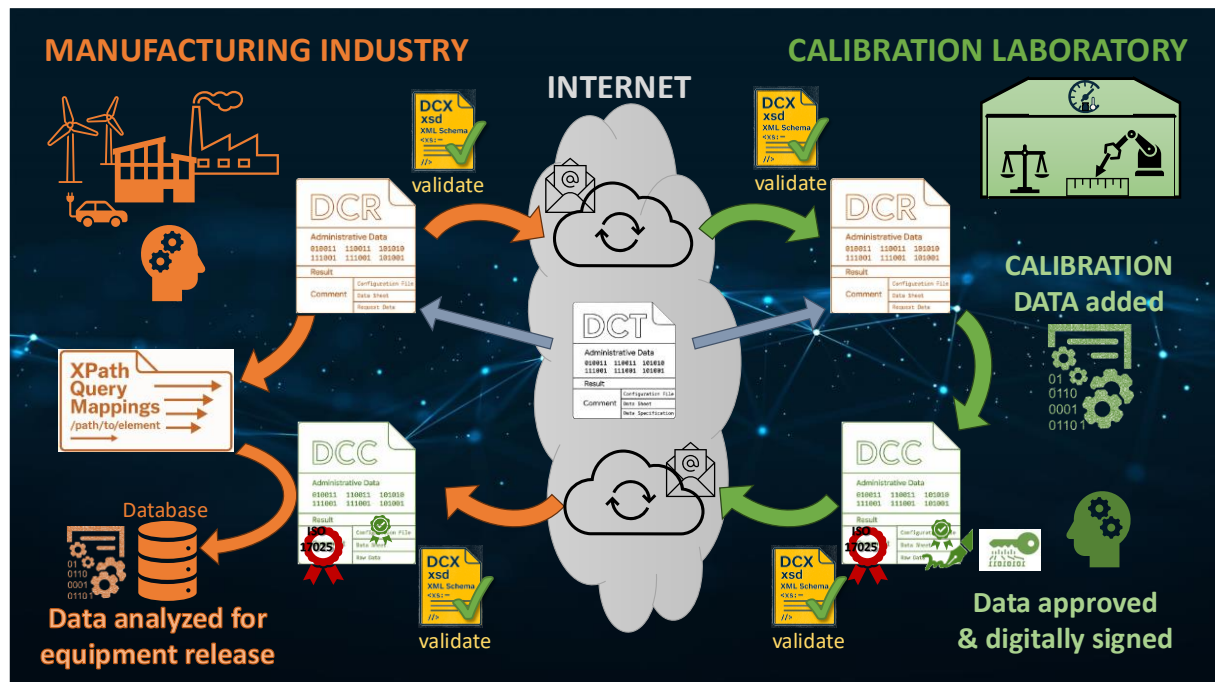
DCC conference  
**February, 25<sup>th</sup> 2026**  
By Søren Kynde and David Balslev-Harder


DFM's incentive for DCC  
*To support creation of FAIR DCC formats that are globally recognized/standardized, in order to support quality and efficiency in production companies, through automation.*

*Develop simple user interface software tools that can accept and modify DCC, DCR and Templates regardless of origin.*

DFM receives funding by:  
Danish Agency for Institutions and Educational Grants



## Result Table




Certificate no. [REDACTED] Page 2 of 3

**Result 1\_P1**

True mean value (Pa)	Object mean value (Pa)		Hysteresis (Pa)	Repeatability (Pa)	Error (Pa)	Uncertainty of reading (Pa)	Measurement uncertainty (Pa)
-9,97	-10,57		0,00	0,20	-0,60	0,1	± 0,40
20,00	19,40		0,00	0,00	-0,60	0,1	± 0,38
49,95	49,50		-0,10	0,00	-0,45	0,1	± 0,39

## Result Table




Certificate no. [REDACTED] Page 2 of 3

**Result 1\_P1**

True mean value (Pa)	Object mean value (Pa)		Hysteresis (Pa)	Repeatability (Pa)	Error (Pa)	Uncertainty of reading (Pa)	Measurement uncertainty (Pa)
-9,97	-10,57		0,00	0,20	-0,60	0,1	± 0,40
20,00	19,40		0,00	0,00	-0,60	0,1	± 0,38
49,95	49,50		-0,10	0,00	-0,45	0,1	± 0,39

```
scope="reference"
quantity="4-14.2|gauge pressure|Pa"
unit="Pa"
datatype:<dcx:value>
```

## Result Table




Certificate no. [REDACTED] Page 2 of 3

**Result 1\_P1**

True mean value (Pa)	Object mean value (Pa)	Hysteresis (Pa)	Repeatability (Pa)	Error (Pa)	Uncertainty of reading (Pa)	Measurement uncertainty (Pa)
-9,97	-10,57	0,00	0,20	-0,60	0,1	± 0,40
20,00	19,40	0,00	0,00	-0,60	0,1	± 0,38
49,95	49,50	-0,10	0,00	-0,45	0,1	± 0,39

```
scope="indication"
quantity="4-14.2|gauge pressure|Pa"
unit="Pa"
datatype:<dcx:value>
```

## Result Table



Certificate no. [REDACTED] Page 2 of 3

**Result 1\_P1**

True mean value (Pa)	Object mean value (Pa)	Hysteresis (Pa)	Repeatability (Pa)	Error (Pa)	Uncertainty of reading (Pa)	Measurement uncertainty (Pa)
-9,97	-10,57	0,00	0,20	-0,60	0,1	± 0,40
20,00	19,40	0,00	0,00	-0,60	0,1	± 0,38
49,95	49,50	-0,10	0,00	-0,45	0,1	± 0,39

```
scope="bias"
quantity="4-14.2|gauge pressure|Pa"
unit="Pa"
datatype:<dcx:value>
```

## Result Table

```

<dcx:calibrationResult tableId="calRes0" measurementConfigRef="config1" numRows="3" numCols=
<dcx:heading lang="en">Calibration of equipment ID015970</dcx:heading>
<dcx:column quantity="-" scope="-" unit="-">
  <dcx:heading lang="en">Customer Tags</dcx:heading>
  <dcx:rowTag>
    <dcx:row idx="1">01pnt-10</dcx:row>
    <dcx:row idx="2">02pnt20</dcx:row>
    <dcx:row idx="3">03pnt50</dcx:row>
  </dcx:rowTag>
</dcx:column>
<dcx:column quantity="4-14.2|gauge pressure|Pa" unit="Pa" scope="reference">
  <dcx:heading lang="en">Target value</dcx:heading>
  <dcx:targetValue>
    <dcx:row idx="1">-10</dcx:row>
    <dcx:row idx="2">20</dcx:row>
    <dcx:row idx="3">50</dcx:row>
  </dcx:targetValue>
</dcx:column>
<dcx:column quantity="4-14.2|gauge pressure|Pa" unit="Pa" scope="reference">
  <dcx:heading lang="en">True mean value</dcx:heading>
  <dcx:value>
    <dcx:row idx="1">-9.97</dcx:row>
    <dcx:row idx="2">20.00</dcx:row>
    <dcx:row idx="3">49.95</dcx:row>
  </dcx:value>
</dcx:column>
<dcx:column quantity="4-14.2|gauge pressure|Pa" unit="Pa" scope="indication">
  <dcx:heading lang="en">Object mean value</dcx:heading>
  <dcx:value>
    <dcx:row idx="1">-10.57</dcx:row>
    <dcx:row idx="2">19.40</dcx:row>
    <dcx:row idx="3">49.50</dcx:row>
  </dcx:value>
</dcx:column>
<dcx:column quantity="4-14.2|gauge pressure|Pa" unit="Pa" scope="bias">

```

## Result Table

Results : tableId='calRes0' measurementConfig='conf1'				
Row tag	'targetValue' 'reference' '4-14.2 gauge pressure Pa' 'Pa'	'value' 'reference' '4-14.2 gauge pressure Pa' 'Pa'	'value' 'indication' '4-14.2 gauge pressure Pa' 'Pa'	'value' 'bias' '4-14.2 gauge pressure Pa' 'Pa'
01pnt-10	-10	-9.97	-10.57	-0.60
02pnt20	20	20.00	19.40	-0.60
03pnt50	50	49.95	49.50	-0.45

## Xpath's for measurement data

```

*//dcx:calibrationResult[@tableId="calRes0"]/*
  [@scope="reference"]
  [@quantity="4-14.2|gauge pressure|Pa"]
  [@unit="Pa"]
  /dcx:value
  /*[@idx="1"]
  /text()
        
```

Row tag	'reference' '4-14.2 gauge pressure Pa' 'Pa'	'indication' '4-14.2 gauge pressure Pa' 'Pa'	'bias' '4-14.2 gauge pressure Pa' 'Pa'	'bias' '4-14.2 gauge pressure Pa' 'Pa'
	<dcx:value>	<dcx:value>	<dcx:value>	<dcx:expanded Uncertainty>
01pnt-10	-9.97	-10.57	-0.60	0.40
02pnt20	20.00	19.40	-0.60	0.38
03pnt50	49.95	49.50	-0.45	0.39

dbh@dfm.dk

## Xpath's for measurement data

```

*//dcx:calibrationResult[@tableId="calRes0"]/*
  [@scope="reference"]
  [@quantity="4-14.2|gauge pressure|Pa"]
  [@unit="Pa"]
  /dcx:value
  /*[@idx="2"]
  /text()
        
```

Row tag	'reference' '4-14.2 gauge pressure Pa' 'Pa'	'indication' '4-14.2 gauge pressure Pa' 'Pa'	'bias' '4-14.2 gauge pressure Pa' 'Pa'	'bias' '4-14.2 gauge pressure Pa' 'Pa'
	<dcx:value>	<dcx:value>	<dcx:value>	<dcx:expanded Uncertainty>
01pnt-10	-9.97	-10.57	-0.60	0.40
02pnt20	20.00	19.40	-0.60	0.38
03pnt50	49.95	49.50	-0.45	0.39

dbh@dfm.dk

## Xpath's for measurementdata

```

*//dcx:calibrationResult[@tableId="calRes0"]/*
  [@scope="reference"]
  [@quantity="4-14.2|gauge pressure|Pa"]
  [@unit="Pa"]
  /dcx:value
  /*[@idx="3"]
  /text()
          
```

Row tag	'reference' '4-14.2 gauge pressure Pa' 'Pa'	'indication' '4-14.2 gauge pressure Pa' 'Pa'	'bias' '4-14.2 gauge pressure Pa' 'Pa'	'bias' '4-14.2 gauge pressure Pa' 'Pa'
	<dcx:value>	<dcx:value>	<dcx:value>	<dcx:expanded Uncertainty>
01pnt-10	-9.97	-10.57	-0.60	0.40
02pnt20	20.00	19.40	-0.60	0.38
03pnt50	49.95	49.50	-0.45	0.39

dbh@dfm.dk

## Xpath's for measurementdata

```

*//dcx:calibrationResult[@tableId="calRes0"]/*
  [@scope="indication"]
  [@quantity="4-14.2|gauge pressure|Pa"]
  [@unit="Pa"]
  /dcx:value
  /*[@idx="3"]
  /text()
          
```

Row tag	'reference' '4-14.2 gauge pressure Pa' 'Pa'	'indication' '4-14.2 gauge pressure Pa' 'Pa'	'bias' '4-14.2 gauge pressure Pa' 'Pa'	'bias' '4-14.2 gauge pressure Pa' 'Pa'
	<dcx:value>	<dcx:value>	<dcx:value>	<dcx:expanded Uncertainty>
01pnt-10	-9.97	-10.57	-0.60	0.40
02pnt20	20.00	19.40	-0.60	0.38
03pnt50	49.95	49.50	-0.45	0.39

dbh@dfm.dk

## Xpath's for measurement data

```

*//dcx:calibrationResult[@tableId="calRes0"]/*
  [@scope="bias"]
  [@quantity="4-14.2|gauge pressure|Pa"]
  [@unit="Pa"]
  /dcx:value
  /*[@idx="3"]
  /text()
  
```

Row tag	'reference' '4-14.2 gauge pressure Pa' 'Pa'	'indication' '4-14.2 gauge pressure Pa' 'Pa'	'bias' '4-14.2 gauge pressure Pa' 'Pa'	'bias' '4-14.2 gauge pressure Pa' 'Pa'
	<dcx:value>	<dcx:value>	<dcx:value>	<dcx:expanded Uncertainty>
01pnt-10	-9.97	-10.57	-0.60	0.40
02pnt20	20.00	19.40	-0.60	0.38
03pnt50	49.95	49.50	-0.45	0.39

Results : tableId='calRes0'  
measurementConfig='conf1'

dbh@dfm.dk

## Xpath's for measurement data

```

*//dcx:calibrationResult[@tableId="calRes0"]/*
  [@scope="bias"]
  [@quantity="4-14.2|gauge pressure|Pa"]
  [@unit="Pa"]
  /dcx:expandedUncertainty
  /*[@idx="3"]
  /text()
  
```

Row tag	'reference' '4-14.2 gauge pressure Pa' 'Pa'	'indication' '4-14.2 gauge pressure Pa' 'Pa'	'bias' '4-14.2 gauge pressure Pa' 'Pa'	'bias' '4-14.2 gauge pressure Pa' 'Pa'
	<dcx:value>	<dcx:value>	<dcx:value>	<dcx:expanded Uncertainty>
01pnt-10	-9.97	-10.57	-0.60	0.40
02pnt20	20.00	19.40	-0.60	0.38
03pnt50	49.95	49.50	-0.45	0.39

Results : tableId='calRes0'  
measurementConfig='conf1'

dbh@dfm.dk

Request					Meas Config	Calibrated items	Internal ref
Equipment Description	Manufacturer	Class	Set Id	Internal ref	Description		
Set of 6 weights of nominal weight 20 kg	Satorius	F1	030	item1	Set of weights, ID: 030	item1	conf1
Set of 6 weights of nominal weight 10 kg	Satorius	F1	028	item2	Set of weights, ID: 028	item 2	conf2

Results measurementConfig='conf2'			
Row tag	'value' 'indication' '4-1 mass kg' 'kg'	'value' 'bias' '4-1 mass kg' 'mg'	'expandedUncertainty' 'bias' '4-1 mass kg' 'mg'
Weight_no1	20		
Weight_no2	20		
Weight_no3	20		
Weight_no4	20		
Weight_no5	20		
Weight_no6	20		

Certificate					Meas Config	Calibrated items	Setting refs	Internal ref	Method reference
Equipment Description	Manufacturer	Class	Set Id	Internal ref	Description				
Set of 6 weights of nominal weight 20 kg	Satorius	F1	030	item1	Set of weights, ID: 030	item1	setting1 setting2	conf1	meth1
Set of 6 weights of nominal weight 10 kg	Satorius	F1	028	item2	Set of weights, ID: 028	item 2	setting3	conf2	meth1 meth2

Results measurementConfig='conf1'			
Row tag	'value' 'indication' '4-1 mass kg' 'kg'	'value' 'bias' '4-1 mass kg' 'mg'	'expandedUncertainty' 'bias' '4-1 mass kg' 'mg'
Weight_no1	20	-27	53
Weight_no2	20	-21	53
Weight_no3	20	-25	53
Weight_no4	20	-22	53
Weight_no5	20	-23	53
Weight_no6	20	-20	53

Settings	Parameter	Value	Internal ref
Description			
Shape: cylindrical	MASS_shape	CYLINDRICAL	setting1
Material: Steel	MASS_material	STEEL	setting2
Shape: With knob	MASS_shape	KNOB	Setting3

## Certificate

Equipment Description	Manufacturer	Class	Set Id	Internal ref
Set of 6 weights of nominal weight 20 kg	Satorius	F1	030	item1
Set of 6 weights of nominal weight 10 kg	Satorius	F1	028	item2

Settings Description	Parameter	Value	Internal ref
Shape: cylindrical	MASS_shape	CYLINDRICAL	setting1
Material: Steel	MASS_material	STEEL	setting2
Shape: With knob	MASS_shape	KNOB	Setting3

Meas Config Description	Calibrated items	Setting refs	Internal ref
Set of weights, ID: 030	item1	setting1 setting2	conf1
Set of weights, ID: 028	item 2	setting3	conf2

**Results**  
 measurementConfig='conf2'

Row tag	'value' 'indication' '4-1 mass kg' 'kg'	'value' 'bias' '4-1 mass kg' 'mg'	'expandedUncertainty' 'bias' '4-1 mass kg' 'mg'
Weight_no1	10	-15	27
Weight_no2	10	-12	27
Weight_no3	10	-30	27
Weight_no4	10	-4	27
Weight_no5	10	8	26
Weight_no6	10	-10	26

## Relation to refTypes

<https://digilab.ptb.de/dkd/refType/vocab/index.php?tema=1&/refType>

- acceptanceLimitLower
- acceptanceLimitUpper
- adjustment
- ambient
- appendix
- calibratedInterval
- calibrationMark
- calibrationMedium
- calibrationMethod
- calibrationMethodDeviation
- certificateIdentifier
- certificateNumber
- conformity
- contentOutsideDCC
- conversionProcedure
- decisionRule
- denmarkProvided
- humidityRelative
- identificationNumber
- indicationValue
- isFunctionaTest
- isCMC
- marking
- measureValue
- measurementError
- measurementStandard
- membership
- methodMeasurementUncertainty
- metrologicallyTraceableToSI
- nominalValue
- opinionOrInterpretation
- orderNumber
- pressure
- probabilityFalseAccept
- probabilityFalseReject
- recalibrationDate
- referenceAirPressure
- referenceTemperature
- referenceValue
- resultScope
- revision
- serialNo
- serialNumber
- setPointValue
- simplifiedReport
- temperature
- testUncertaintyRatio
- toleranceLimitLower
- toleranceLimitUpper

## Relation to refTypes

- acceptanceLimitLower
- acceptanceLimitUpper
- adjustment
- ambient
- appendix
- calibratedInterval
- calibrationMark
- calibrationMedium
- calibrationMethod
- calibrationMethodDeviation
- certificateNumber
- conformity

Special dataType for use in a column of a measurementResult

```
scope="bias"  
quantity="4-14.2|gauge pressure|Pa"  
unit="Pa"  
datatype:<dcx:acceptanceLimitLower>
```

Data inside this element must be numbers

## Relation to refTypes

- acceptanceLimitLower
- acceptanceLimitUpper
- adjustment
- ambient
- appendix
- calibratedInterval
- calibrationMark
- calibrationMedium
- calibrationMethod
- calibrationMethodDeviation
- certificateNumber
- conformity

Special dataType for use in a column of a measurementResult

```
scope="bias"  
quantity="4-14.2|gauge pressure|Pa"  
unit="Pa"  
datatype:<dcx:acceptanceLimitUpper>
```

Data inside this element must be numbers

## Relation to refTypes

- acceptanceLimitLower
- acceptanceLimitUpper
- adjustment
- ambient
- appendix
- calibratedInterval
- calibrationMark
- calibrationMedium
- calibrationMethod
- calibrationMethodDeviation
- certificateNumber
- **conformity**

Special dataType for use in a column of a measurementResult

```
scope="bias"
quantity="4-14.2|gauge pressure|Pa"
unit="Pa"
datatype:<dcx:conformity>
```

Data inside this element must be selected from the list:

```
pass
conditionalPass
noFail
noPass
```

## Relation to refTypes

- acceptanceLimitLower
- acceptanceLimitUpper
- adjustment
- **ambient**
- appendix
- calibratedInterval
- calibrationMark
- calibrationMedium
- calibrationMethod
- calibrationMethodDeviation
- certificateNumber
- conformity

Special scope indicating that the result is not directly related to the calibration.

```
scope="environment"
quantity="5-2|Celsius temperature|°C"
unit="°C"
datatype:<dcx:value>
```

## Relation to refTypes

- acceptanceLimitLower
- acceptanceLimitUpper
- adjustment
- ambient
- appendix
- calibratedInterval
- calibrationMark
- calibrationMedium
- calibrationMethod
- calibrationMethodDeviation
- certificateNumber
- conformity

Unique element dcx:accreditationLabId in the unique dcx:accreditation section of the certificate

```
<dcx:accreditation imageRefs='acc.png'>
  <dcx:heading lang="en">Accreditation</dcx:heading>
  <dcx:accreditationLabId value="255">
    <dcx:heading lang="en">CAL Reg nr.</dcx:heading>
  </dcx:accreditationLabId>
  <dcx:accreditationBody value="DANAK">
    <dcx:heading lang="en">Accreditation body</dcx:heading>
  </dcx:accreditationBody>
  ...
</dcx:accreditation>
```

## Relation to refTypes

- acceptanceLimitLower
- acceptanceLimitUpper
- adjustment
- ambient
- appendix
- calibratedInterval
- calibrationMark
- calibrationMedium
- calibrationMethod
- calibrationMethodDeviation
- certificateNumber
- conformity

Unique element dcx:operationalStatus within a referenced dcx:measurementConfig

```
<dcx:measurementConfig id="config1">
  <dcx:devForMeasRefs>item1</dcx:devForMeasRefs>
  <dcx:devForMeasSettingRefs>
    setting1
  </dcx:devForMeasSettingRefs>
  <dcx:operationalStatus>
    as found
  </dcx:operationalStatus>
</dcx:measurementConfig>
```

Possible values are:  
as found  
after adjustment  
after maintenance and adjustment

## Relation to refTypes

- acceptanceLimitLower
- acceptanceLimitUpper
- adjustment
- ambient
- appendix
- calibratedInterval
- calibrationMark
- calibrationMedium
- calibrationMethod
- calibrationMethodDeviation
- certificateNumber
- conformity

Element dcx:statement of category method that can later be referenced

```
<dcx:statement id="meth01" category="method">
  <dcx:heading lang="en">Method</dcx:heading>
  <dcx:body lang="en">The masses of the weights have been determined by
  weighing in air. The weighing in air including data analysis is performed
  according to ...
  </dcx:body>
  <dcx:externalReference>OIML D28, Conventional value of the result of
  weighing in air, (2004).</dcx:externalReference>
</dcx:statement>
```

Possible values for the attribute category are:

general	accreditation
attention	accreditationException
method	decisionRule
equipment	norm
exception	traceability
comment	clientRequirement
	externalProvider

## Relation to refTypes

- acceptanceLimitLower
- acceptanceLimitUpper
- adjustment
- ambient
- appendix
- calibratedInterval
- calibrationMark
- calibrationMedium
- calibrationMethod
- calibrationMethodDeviation
- certificateNumber
- conformity

Element dcx:statement of category method that can later be referenced

```
<dcx:statement id="excpt01" category="exception">
  <dcx:heading lang="en">Method</dcx:heading>
  <dcx:body lang="en">Measurements referring to this statement could
  not be performed with the usual procedure due to...
  </dcx:body>
</dcx:statement>
```

</dcx:statement>

Possible values for the attribute category are:

general	accreditation
attention	accreditationException
method	decisionRule
equipment	norm
exception	traceability
comment	clientRequirement
	externalProvider

## Relation to refTypes (further examples)

refType	Implementation (or suggested implemenataion) in DCX-schema
1. methodMeasurementUncertainty	1. Statement of category method
2. metrologicallyTraceableToSI	2. Statement of category traceability
3. nominalValue	3. Not used (nominal value is the same as indication of material measure)
4. orderNumber	4. Unique element in certificate
5. pressure	5. quantity
6. recalibrationDate	6. Unique element in certificate (not implemented)
7. referenceAirPressure	7. Special quantity?
8. referenceTemperature	8. Special quantity?
9. referenceValue	9. scope
10. resultScope	10. ?
11. revision	11. Unique element in certificate (not implemented)
12. serialNumber	12. Unique element for each calibration item
13. setPointValue	13. datatype (targetValue)

## Conclusion

- The dcx-schema defines a language for tagging calibration data
- The schema confines the digital calibration document (request or certificate) thereby helping the user to obey the grammar and vocabulary of the language
- The basic vocabulary for common concepts is simple and very similar across calibration areas
- The grammar is flexible enough to accommodate for advanced concepts pointed out by specialists in the DKD-working groups of various different calibration areas

# Get started today

available on github:

<https://github.com/TC-IM-1448/DCC-Tables>

dcx.xsd - Schema file for DCX.

ioDCCGuiTool.py - for interfacing with Excel.

dccQueryGui.py – for data querying into Excel.

DCChelpfunctions.py – used for validation

Examples: Folder with DCC examples

dcc-env.yml – Anaconda/Python environment file

## Xpath's for measurement data

```

                *//dcx:calibrationResult[@tableId="calRes0"]/*
                [@scope="reference"]
                [@quantity="4-14.2|gauge pressure|Pa"]
                [@unit="Pa"]
                /dcx:value
                /*[@idx="3"]
                /text()
            
```

Certificate no. [REDACTED] Page 2 of 3

Result 1_P1		Hysteresis	Repeat-ability	Error	Uncertainty of reading	Measurement uncertainty
True mean value (Pa)	Object mean value (Pa)	(Pa)	(Pa)	(Pa)	(Pa)	(Pa)
-9,97	-10,57	0,00	0,20	-0,60	0,1	± 0,40
20,00	19,40	0,00	0,00	-0,60	0,1	± 0,38
49,95	49,50	-0,10	0,00	-0,45	0,1	± 0,39

dbh@dfm.dk

## Xpath's for measurement data

```
*//dcx:calibrationResult[@tableId="calRes0"]/*  
  [@scope="indication"]  
  [@quantity="4-14.2|gauge pressure|Pa"]  
  [@unit="Pa"]  
/dcx:value  
/*[@idx="3"]  
/text()
```

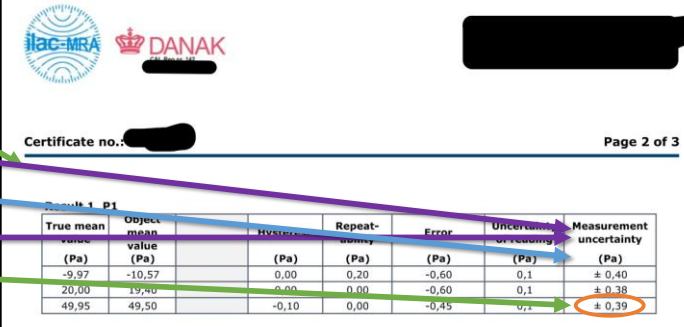
## Xpath's for measurement data

```
*//dcx:calibrationResult[@tableId="calRes0"]/*  
  [@scope="bias"]  
  [@quantity="4-14.2|gauge pressure|Pa"]  
  [@unit="Pa"]  
/dcx:value  
/*[@idx="3"]  
/text()
```

## Xpath's for measurement data

```

*//dcx:calibrationResult[@tableId="calRes0"]/*
  [@scope="bias"]
  [@quantity="4-14.2|gauge pressure|Pa"]
  [@unit="Pa"]
  /dcx:expandedUncertainty
  /*[@idx="1"]
  /text()
        
```

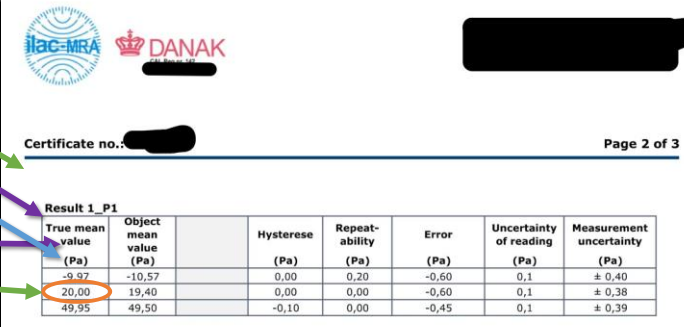


dbh@dfm.dk

## Xpath's for measurement data

```

*//dcx:calibrationResult[@tableId="calRes0"]/*
  [@scope="reference"]
  [@quantity="4-14.2|gauge pressure|Pa"]
  [@unit="Pa"]
  /dcx:value
  /*[@idx="2"]
  /text()
        
```



dbh@dfm.dk

## Result Table

```

*//dcx:calibrationResult[@measurementConfigRef="conf1"]/*
  [@scope="reference"][@quantity="4-14.2|gauge
  pressure|Pa"][@unit="Pa"]/dcx:value/*[@idx="1"]/text() => -9.97
  
```

Results : tableId='calRes0' measurementConfig='conf1'				
Row tag	'targetValue' 'reference' '4-14.2 gauge pressure Pa' 'Pa'	'value' 'reference' '4-14.2 gauge pressure Pa' 'Pa'	'value' 'indication' '4-14.2 gauge pressure Pa' 'Pa'	'value' 'bias' '4-14.2 gauge pressure Pa' 'Pa'
01 pnt -10 (Pa)	-10	-9.97	-10.57	-0.60
02 pnt 20 (Pa)	20	20.00	19.40	-0.60
03 pnt 50 (Pa)	50	49.95	49.50	-0.45

[Back to Table of Contents above](#)

## 018 Martin Østerlund: Comparing the DCC with the DCX: Advantages, disadvantages and the tools developed

Presenting author: Martin Østerlund [1]

Email: [mard@dti.dk](mailto:mard@dti.dk)

Additional authors: Nil

Institute:

[1] Danish Technological Institute, Kongsvang Allé 29, 8000 Aarhus C, Denmark

Keywords: DCC, DCX, Tools

### Abstract

The DCC project was started almost 10 years ago. In that time, calibration laboratories and metrology institutes all over the world have followed its development with keen interest, with the hopes of an internationally accepted standardized format.

The work with DCC has led to the development of the DCX (Digital Calibration Exchange) by the Danish National Metrology Institute DFM. The DCX format attempts to combine the DCC with the DCR (Digital Calibration Request) into a single format, where the act of creating a DCC corresponds to filling out the received DCR. Additionally, the tabular structure of the DCX allows for a simpler format, which comes at a cost of the customizability and freedom of the DCC tree structure.

In this presentation, we will be showing the main differences between the DCC and the DCX, namely the differences in how measurement data and results are presented. We will be discussing the main advantages and disadvantages of the respective formats.

We will also be presenting the tools we have developed at DTI to work with DCC and DCX. These tools are designed to help users visualize and build DCC and DCX, to gain a better understanding of the formats.

[Back to Table of Contents above](#)

### [Presentation #018 of Martin Østerlund](#)



**DANISH TECHNOLOGICAL INSTITUTE**

**Working with DCX**

**Lessons learned and tools developed**

## Agenda

- Getting started with DCX
- Machine readability and human readability
  - Structure
  - Developing for the different formats
- Learnings and challenges in working with DCX
- Tools developed
  - DCC and DCX interpreter
  - DCX Generation tool



**Acknowledgement:** This study was supported by a grant from Danish Technological Institutes performance contract 2025-2028, entered with the Danish Agency for Higher Education and Science, under The Ministry of Higher Education and Science Denmark. Collaborators are greatly acknowledged.

Danish Technological Institute

## Getting started with the DCX

- Where did we start?

XLS Schema



XML Example



Documentation

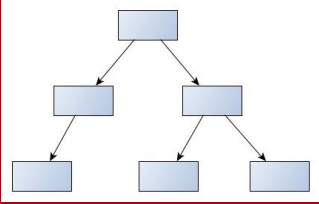


Danish Technological Institute

## Machine readability and human readability

**DCC**

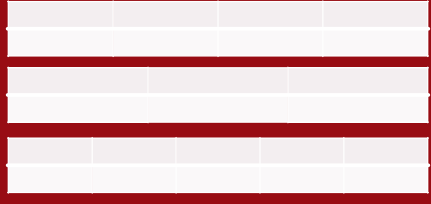
Tree structure



Good for organizing complex data  
Designed with a lot of options in mind  
Complex

**DCX**

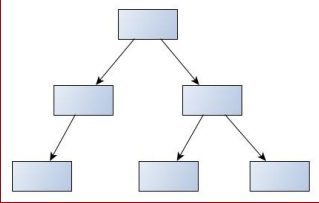
Tabular structure



Well structured  
More rigid  
Simpler

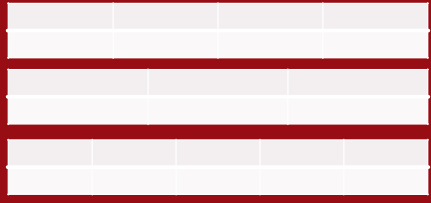
## Developing tools for each format

**DCC**



Good naming convention  
Deep data structure  
Lots of options  
→ Demands a lot of software

**DCX**



Good naming convention  
Shallow data structure  
More rigid  
→ Easier to build tools for

## Learnings and challenges in working with DCX

DCX – DCR and DCC combined

documentIdentifier: "customerDCR"

documentIdentifier: "laboratoryDCC"



DCX - DCR



DCX - DCC

Target value	Reference value	DUT value
10		
20		

Target value	Reference value	DUT value	Comment
10	10,02	9,91	Some comment
20	19,96	20,21	



DCX - DCR

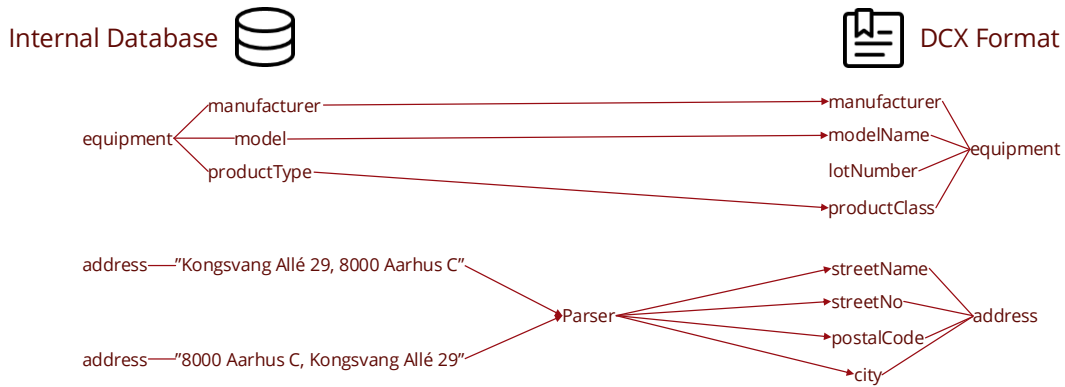


DCX - DCC

Danish Technological Institute

## Learnings and challenges in working with DCX

- Reviewing how you save data
- Data you save vs data in the format
- Saving in the right format



Danish Technological Institute

# Tools developed

- DCC showcase tool
- DCX showcase tool
- DCX generator

**DCC (Digital Calibration Certificate)**

DCC-forsikeren er et værkøj til visuelt at få fremvist en DCC. Værktøjet er stadig under udvikling og kan kun bruges med version 3.3.0.

DCC ID \*

dc\_gp\_temperature\_extensive.xml

About

DCC Version: 3.3.0  
Company name: Kallersfirma GmbH  
Calibration date: 1970-08-13 - 1970-08-13  
Calibration location: Musterstraße 1 DE Musterstadt (09000)  
Calibrated by: Michael Musterfrau, Michael Mustermann  
Customer: Kunde GmbH  
Customer ID: Customer ID no. 1024418  
Instrument type: Temperature sensor

**DCX (Digital Calibration Exchange)**

DCX-forsikeren er et værktøj til visuelt at fremvist en DCC. DCX er udviklet af DTU og er et afleveret DCC og DCX-forsikeren vil fremvist.

Download eksempel \*

dc\_gp

Calibration conditions

Immersion depth in water bath: 0.1 m  
Ambient condition temperature  
temperature min: 275 K  
temperature max: 295.4 K  
These values were not measured, but were given based on typical weather conditions at a time of year. [1]  
Ambient condition relative humidity  
humidity min: 20 %  
humidity max: 70 %  
These values were not measured, but were given based on typical weather conditions at a time of year. [1]  
Adjustment  
Reference value  
Indicated measured value probe  
Measurement error

Pipettes

Measuring results

Reference value (K)	Reference value (°C)	Indicated measured value probe (K)	Indicated measured value probe (°C)	Measurement error (K)	Reference
306.248	33.098	306.32	33.17	0.072	306
373.121	99.971	373.21	100.06	0.089	373
448.253	175.103	448.36	175.21	0.107	448
523.319	250.169	523.31	250.16	-0.009	523
593.154	320.004	593.07	319.92	-0.084	593

# DCC Showcase tool

- Updated to support DCC V3.3.0

**DCC (Digital Calibration Certificate)**

DCC-forsikeren er et værkøj til visuelt at få fremvist en DCC. Værktøjet er stadig under udvikling og kan kun bruges med version 3.3.0.

DCC ID \*

dc\_gp\_temperature\_extensive.xml

About

DCC Version: 3.3.0  
Company name: Kallersfirma GmbH  
Calibration date: 1970-08-13 - 1970-08-13  
Calibration location: Musterstraße 1 DE Musterstadt (09000)  
Calibrated by: Michael Musterfrau, Michael Mustermann  
Customer: Kunde GmbH  
Customer ID: Customer ID no. 1024418  
Instrument type: Temperature sensor

Calibration conditions

Immersion depth in water bath: 0.1 m  
Ambient condition temperature  
temperature min: 233 K  
temperature max: 299 K  
These values were not measured, but were given based on typical weather conditions at a time of year. [1]  
Ambient condition relative humidity  
humidity min: 20 %  
humidity max: 70 %  
These values were not measured, but were given based on typical weather conditions at a time of year. [1]  
Adjustment  
Reference value  
Indicated measured value probe  
Measurement error

Measuring results

Reference value (K)	Reference value (°C)	Indicated measured value probe (K)	Indicated measured value probe (°C)	Measurement error (K)	Reference
306.248	33.098	306.32	33.17	0.072	306
373.121	99.971	373.21	100.06	0.089	373
448.253	175.103	448.36	175.21	0.107	448
523.319	250.169	523.31	250.16	-0.009	523
593.154	320.004	593.07	319.92	-0.084	593

Danish Technological Institute

## DCX Showcase tool

- New feature! DCX Showcase tool

DCX (Digital Calibration Exchange)

DCX file \*

Download example \*

### Calibration certificate

Type: certificate

Meta Data	Used equipment	Measuring Systems Under Calibration
<p>Version: 1.0.0</p> <p>Document number: 101_10112_2</p> <p>Main signer: Erling T. Nielsen ert@ndag.dk</p> <p>Lab technician: Mette H. Andersen Calibration laboratory: Dandag A/S Sønderhøj 19, 2035 Søstvej, DK</p> <p>Kontakt person info@dandag.com mobile: 2342 4256</p> <p>Performance date: 2022-02-10 - 2022-02-10</p> <p>Customer: Dandag A/S Sønderhøj 19, Søstvej, DK</p> <p>Kontakt person Scott Kærney Hansen s@ndag.com Phone: 23 34 3656</p> <p>Billing information: John Doe Main Street 123, 7890 Sample City, US</p> <p>Kontakt person Jane Smith jane.smith@example.com Phone: +1 234 567 8900 mobile: +1 234 567 8901</p>	<p>Device for measurement Pipette with 12 channels 50-1200 µm</p> <p>Category: deviceForMeasurement ID: item1</p> <p>Manufacturer: Biohit Product name: Picos Serial number: 12098522</p> <p>Pipette tip (1200 µl) category: deviceForMeasurement ID: item2</p> <p>Manufacturer: Sartorius Product name: OptiFit Serial number: s423987 Balance, resolution: 0.00001 g, calibrated: 2021-11-25.</p> <p>Category: referenceStandard ID: ref1</p> <p>Manufacturer: Sartorius SNM number: ID148</p>	<p>Channel 1</p> <p>Equipment ref. Pipette with 12 channels 50-1200 µm Pipette tip (1200 µl)</p> <p>Setting ref. Channel 1 Speed in 5 Same speed is used in all measurements ipped out 5 Same speed is used in all measurements</p> <p>referenceStandardRef Balance, resolution: 0.00001 g, calibrated: 2021-11-25.</p> <p>Method ref. Load method The calibration is carried out by using the gravimetric performance test method. The used method is based on the OIML R805 standard. The used liquid is water according to ISO 3696, grade 3. The conversion from mass to volume is done by using the calculation in OIML R805-1.</p> <p>Operational status: as found</p> <p>Channel 2</p> <p>Equipment ref. Pipette with 12 channels 50-1200 µm Pipette tip (1200 µl)</p> <p>Setting ref. Channel 2 Speed in 5 Same speed is used in all measurements</p>

Danish Technological Institute

## DCX Generator

- New feature: DCX Generator tool

Vælg fil  Der er ingen fil valgt

Filer	Titel	Bemærkninger	Administrativt - Kalkbrøring	Administrativt - Kalkbrøring	Udstyr	Indstillinger	Målings konfiguration	Måleresultater
Administrativt data								
Klient								
Klient overskrift								
<input type="text" value="Klient overskrift 1"/> <input type="text" value="Klient overskrift 2"/> <input type="checkbox"/> Tilføj ny klient overskrift								
Sprog * <input type="text" value="English"/> <input type="text" value="Customer"/> <input type="text" value="Indhold *"/>								
Metadata ID <input type="text"/> Reference til fil <input type="text"/> Navn * <input type="text"/> VAT ID <input type="text"/> URL <input type="text"/> Kalkbrøringkunde A/S								
Adresse Gade nr. * <input type="text"/> Gade nr. * <input type="text"/> Kundegade <input type="text"/> 123 Postnummer * <input type="text"/> 1234 By * <input type="text"/> Kundebym Land * <input type="text"/> Danmark								
Kontaktinfo Tilsvaret person <input type="text"/> Email <input type="text"/> Fax <input type="text"/> Henrik Heerlesen <input type="text"/> henrik.heerlesen@kalkbrøringkunde.com Mobil <input type="text"/> Telefon <input type="text"/>								

- Get started with generating DCX
- Use examples to get a solid base
- Still Work-in-Progress – Some features have yet to be implemented

Try it now!



Link

<https://apps.teknologisk.dk/public/login/?redirectTo=%2Fdigital-kalibrering%2F>

Danish Technological Institute

## Contact

- Question or feedback regarding the tools? Want to collaborate on DCX?
- Contact us



Martin Østerlund  
Specialist  
[mard@dti.dk](mailto:mard@dti.dk)  
+45 72202739

Danish Technological Institute

# Thank you

## Danish Technological Institute

[Back to Table of Contents above](#)

# 019 David Balslev-Harder: DCX from DCR to DCC: Digital Results and Round-Robin Evaluations

Presenting author: David Balslev-Harder [1]

Email: [dbh@dfm.dk](mailto:dbh@dfm.dk)

Additional authors:

- Søren Kynde [1] [srk@dfm.dk](mailto:srk@dfm.dk)

Institute:

[1] Danish Fundamental Metrology – Danish National Metrology Institute (DFM), Kogle Allé,  
DK-2970 Hørsholm, Denmark

Keywords: Nil

## Abstract

Building on structured Digital Calibration Requests (DCRs), similarly structured Digital Calibration Certificates (DCCs) offer the possibility of using calibration results directly in digital and automated processes. In this contribution, we share experiences with converting DCX-based DCRs into DCCs and applying the resulting method in implementation evaluations.

We describe a workflow in which a DCR serves as a common digital reference for multiple calibration laboratories. In a small round-robin exercise, three laboratories independently implemented their own DCCs based on the same received DCR and an equivalent traditional paper certificate. This setup allowed a comparison between laboratories' digital interpretations while maintaining established calibration practices.

A key aspect of the work is the reuse of DCX query expressions throughout the process. Queries defined at the request stage were applied to the resulting DCCs to extract and process calibration results in a consistent manner. This approach supported partial automation of data handling and helped reduce manual interpretation when comparing results across laboratories.

The contribution does not aim to demonstrate a fully automated or standardized solution. Instead, it focuses on practical insights gained from the round-robin activity, including differences in implementation, interpretation challenges, and areas where additional guidance or harmonization may be beneficial.

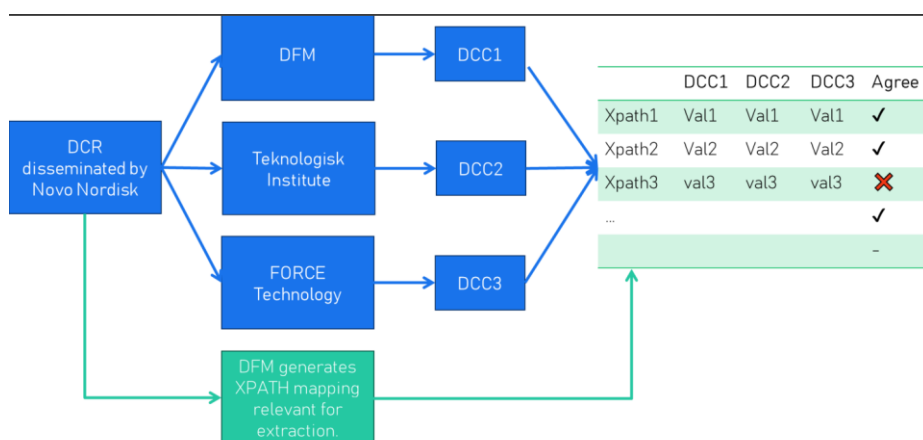


Figure 2. Process for the 2025 DCX round-robin, implementation comparison.

Overall, this presentation seeks to illustrate how DCX concepts can link DCRs, DCCs, and round-robin evaluations in a coherent digital workflow. By sharing early experiences rather

than definitive answers, we hope to contribute constructively to the ongoing discussion on the role of digital certificates and structured queries in future calibration and comparison activities.

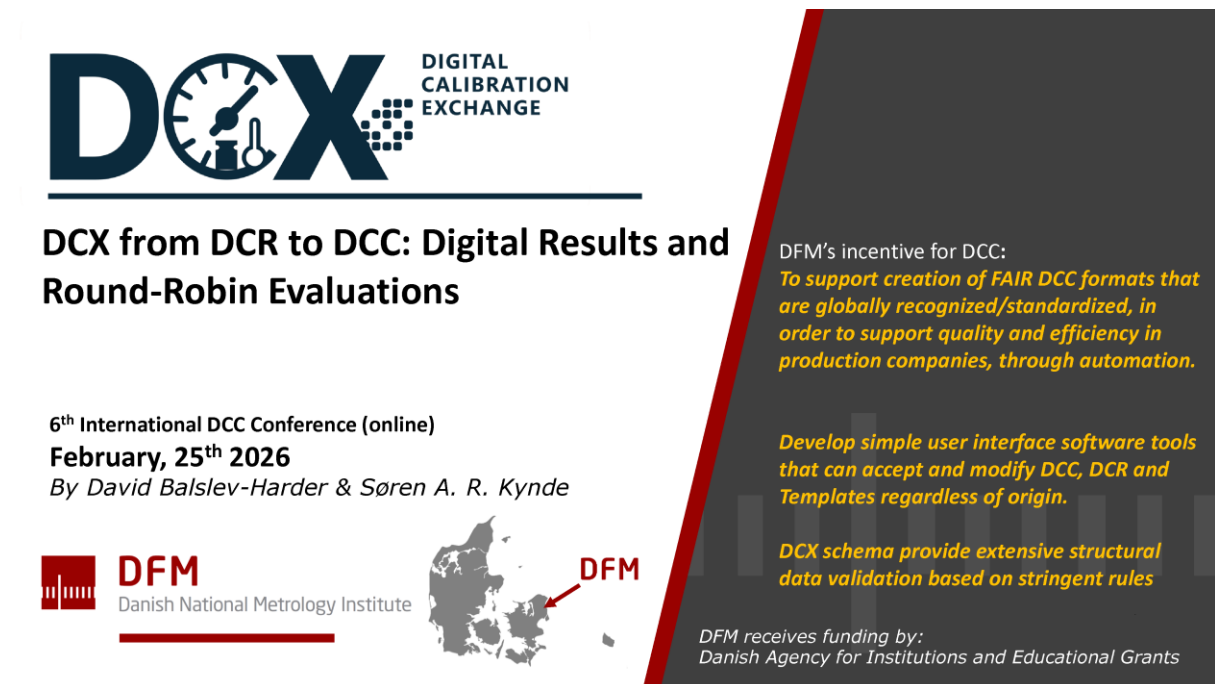
References:


[1] 5 minute video introduction to DCX: <https://www.youtube.com/watch?v=AmXMWAHjakw>

[2] Webpage (2025): <https://github.com/TC-IM-1448/DCC-Tables>

[Back to Table of Contents above](#)



## [Presentation #019 of David Balslev-Harder](#)





### DCX from DCR to DCC: Digital Results and Round-Robin Evaluations

6<sup>th</sup> International DCC Conference (online)  
**February, 25<sup>th</sup> 2026**  
By David Balslev-Harder & Søren A. R. Kynde

DFM's incentive for DCC:  
*To support creation of FAIR DCC formats that are globally recognized/standardized, in order to support quality and efficiency in production companies, through automation.*

*Develop simple user interface software tools that can accept and modify DCC, DCR and Templates regardless of origin.*

*DCX schema provide extensive structural data validation based on stringent rules*

DFM receives funding by:  
Danish Agency for Institutions and Educational Grants

## DCX = DCC-Tables

available on github:

<https://github.com/TC-IM-1448/DCC-Tables>

[dcx.xsd](#) - Schema file for DCX.

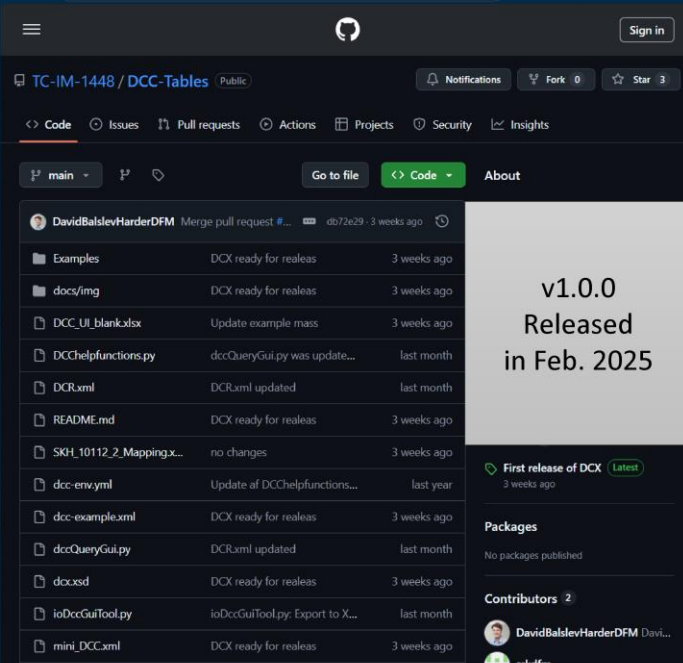
[ioDCCGuiTool.py](#) - for interfacing with Excel.

[dccQueryGui.py](#) – for data querying into Excel.

[DCChelpfunctions.py](#) – used for validation

Examples: Folder with DCC examples

[dcc-env.yml](#) – Anaconda/Python environment file



TC-IM-1448 / DCC-Tables Public

Code Issues Pull requests Actions Projects Security Insights

main Go to file Code About

DavidBalslevHarderDFM Merge pull request #... db72e29 · 3 weeks ago

- Examples DCX ready for releas 3 weeks ago
- docs/img DCX ready for releas 3 weeks ago
- DCC\_UI\_blank.xlsx Update example mass 3 weeks ago
- DCChelpfunctions.py dccQueryGui.py was update... last month
- DCR.xml DCR.xml updated last month
- README.md DCX ready for releas 3 weeks ago
- SKH\_10112\_2\_Mappingx... no changes 3 weeks ago
- dcc-env.yml Update of DCChelpfunctions... last year
- dcc-example.xml DCX ready for releas 3 weeks ago
- dccQueryGui.py DCR.xml updated last month
- dcxsd DCX ready for releas 3 weeks ago
- ioDccGuiTool.py ioDccGuiTool.py: Export to X... last month
- mini\_DCC.xml DCX ready for releas 3 weeks ago
- output.xml ioDccGuiTool.py: Export to X... last month

v1.0.0  
Released  
in Feb. 2025

First release of DCX Latest 3 weeks ago

Packages  
No packages published

Contributors 2

- DavidBalslevHarderDFM Davi... 3 weeks ago
- srkdfm

## DCC embedded in PDF

PDF-A/3u generation based on methods available from the github of METAS.

## YouTube series

**Video #1: Introduction**

**DCCX** DIGITAL CALIBRATION EXCHANGE

DCX Explained: Automating Calibration Certificate Data Exchange for Industry

199 views for 3 minutes video

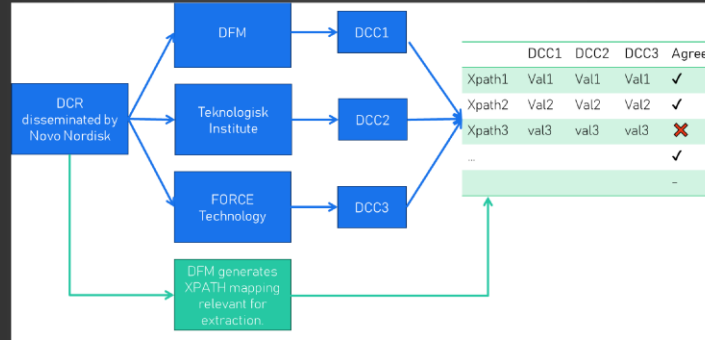
Discover how Digital Calibration Exchange (DCX) is transforming the way calibration data is shared across industries. In this short video, we cover:

- Why traditional PDFs fall short for automation...

1 kommentar

## Process for Pilot study of DCX v1.0.0

1. Client map their data-base information needs to DCR format.
2. Prepare XPath mapping for extraction of data from DCC to client DB.
3. Certificates will be generated by several Service Providers to test if they return DCC's with equivalent content, structure and formats.



dbh@dfm.dk

## Investigated 3 calibration scenarios

DK-DCX-RR-25-01  
Pressure



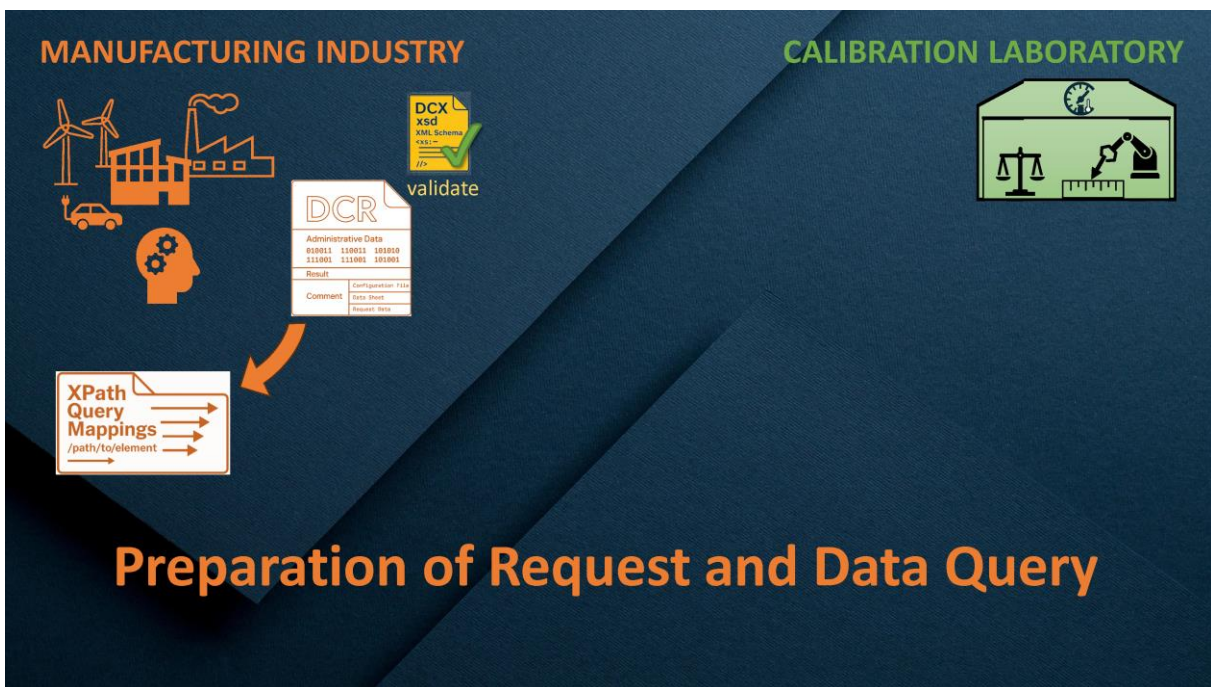
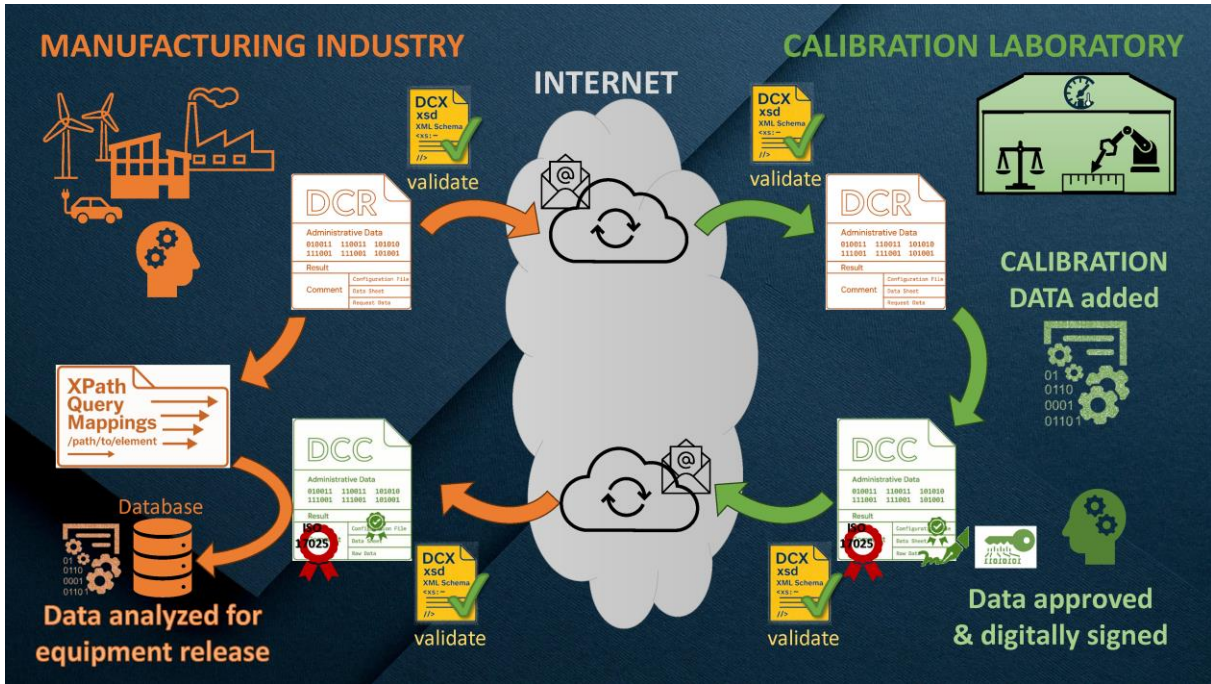
dbh@dfm.dk

DK-DCX-RR-25-02  
Ring gauge geometry

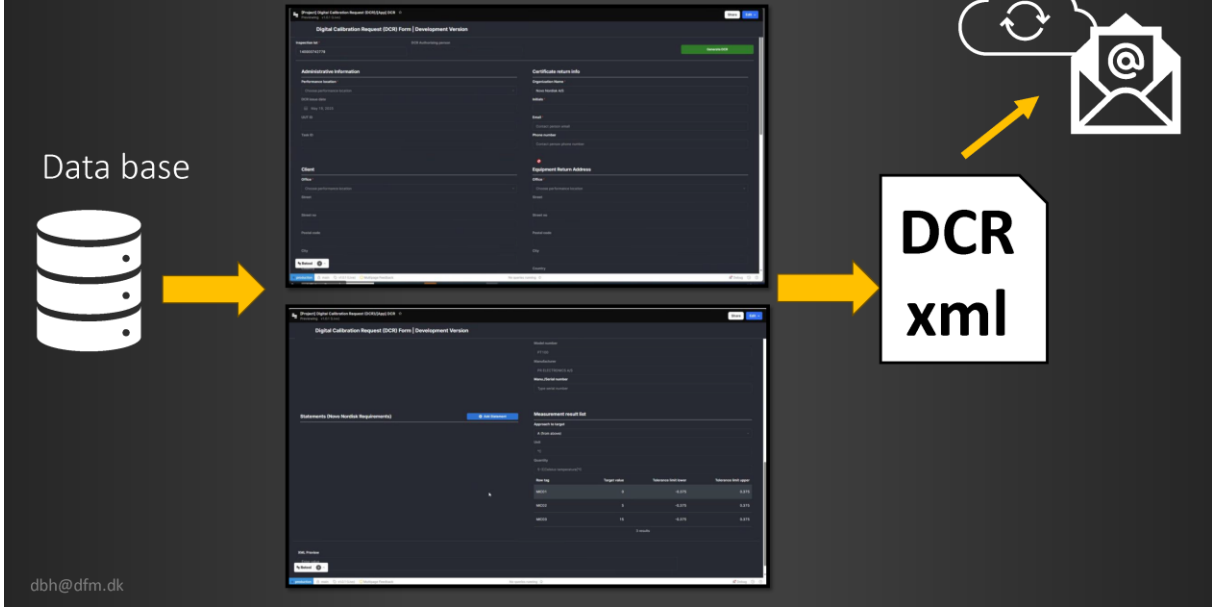


DK-DCX-RR-25-03  
Humidity





# DCR generation at Novo Nordisk



dbh@dfm.dk

```
1 <?xml version="1.0"?>
2 <dcx:digitalCalibrationExchange xmlns:dcx="https://dfm.dk"
3                               xmlns:xsi="http://www.w3.org/2001/XMLSchema-instance"
4                               xsi:schemaVersion="1.0.0"
5                               xsi:schemaLocation="https://dfm.dk ../dcx.xsd">
6   <dcx:title value="request:digitalCalibrationCertificate">...
7 </dcx:title>
8 <dcx:administrativeData>...
9 </dcx:administrativeData>
10 <dcx:statementList>...
11 </dcx:statementList>
12 <dcx:equipmentList>...
13 </dcx:equipmentList>
14 <dcx:measurementConfigList>...
15 </dcx:measurementConfigList>
16 <dcx:measurementResultList>...
17 </dcx:measurementResultList>
18 </dcx:digitalCalibrationExchange>
```

dbh@dfm.dk

```
File Edit Selection ... master
RR-25-02-T1.xml 6 DCR_140000766598-20251010T135229 - Copy.xml 1 DK-DCC-RR-25-02-FORCE.xml BldSubObj.py
C:\Users\DBH\OneDrive - dfm.dk > DCC\Public > DK-DCC-RR > DK-DCC-RR-25-01 Pressure > DCR_140000766598-20251010T135229 - Copy.xml
1 <?xml version="1.0"?>
2 <dcx:digitalCalibrationExchange xmlns:dcx="https://dfm.dk"
3                               xmlns:xsi="http://www.w3.org/2001/XMLSchema-instance"
4                               schemaVersion="1.0.0"
5                               xsi:schemaLocation="https://dfm.dk ../dcx.xsd">
6   <dcx:title value="request:digitalCalibrationCertificate">...
7 </dcx:title>
8 <dcx:administrativeData>
9   <dcx:heading lang="en">Administrative data</dcx:heading>
10  <dcx:coreData>...
11 </dcx:coreData>
12 <dcx:documentAuthorization>...
13 </dcx:documentAuthorization>
14 <dcx:client>...
15 </dcx:client>
16 <dcx:clientBillingInfo>...
17 </dcx:clientBillingInfo>
18 <dcx:certificateReturnInfo>...
19 </dcx:certificateReturnInfo>
20 </dcx:administrativeData>
21 <dcx:statementList>...
22 </dcx:statementList>
23 <dcx:equipmentList>...
24 </dcx:equipmentList>
25 <dcx:measurementConfigList>...
26 </dcx:measurementConfigList>
27 <dcx:measurementResultList>...
28 </dcx:measurementResultList>
29 </dcx:digitalCalibrationExchange>

```

dbh@dfm.dk

```
File Edit Selection ... master
RR-25-02-T1.xml 6 DCR_140000766598-20251010T135229 - Copy.xml 1 DK-DCC-RR-25-02-FORCE.xml BldSubObj.py
C:\Users\DBH\OneDrive - dfm.dk > DCC\Public > DK-DCC-RR > DK-DCC-RR-25-01 Pressure > DCR_140000766598-20251010T135229 - Copy.xml
1 <?xml version="1.0"?>
2 <dcx:digitalCalibrationExchange xmlns:dcx="https://dfm.dk"
3                               xmlns:xsi="http://www.w3.org/2001/XMLSchema-instance"
4                               schemaVersion="1.0.0"
5                               xsi:schemaLocation="https://dfm.dk ../dcx.xsd">
6   <dcx:title value="request:digitalCalibrationCertificate">...
7 </dcx:title>
8 <dcx:administrativeData>
9   <dcx:heading lang="en">Administrative data</dcx:heading>
10  <dcx:coreData>
11    <dcx:uniqueDocumentIdentifier value="140000766598-20251010T131208"/>
12    <dcx:clientTaskIdentifier value="140000766598"/>
13    <dcx:devicesForMeasurement value="ID015970"/>
14    <dcx:issueDate value="2025-10-10"/>
15    <dcx:performanceLocation value="inField"/>
16  </dcx:coreData>
17 </dcx:administrativeData>
18 <dcx:documentAuthorization>...
19 </dcx:documentAuthorization>
20 <dcx:client>...
21 </dcx:client>
22 <dcx:clientBillingInfo>...
23 </dcx:clientBillingInfo>
24 <dcx:certificateReturnInfo>...
25 </dcx:certificateReturnInfo>
26 </dcx:administrativeData>
27 <dcx:statementList>...
28 </dcx:statementList>
29 <dcx:equipmentList>...
30 </dcx:equipmentList>
31 <dcx:measurementConfigList>...
32 </dcx:measurementConfigList>
33 <dcx:measurementResultList>...
34 </dcx:measurementResultList>
35 </dcx:digitalCalibrationExchange>

```

dbh@dfm.dk

```
1 <?xml version="1.0"?>
2 <dcx:digitalCalibrationExchange xmlns:dcx="https://dfm.dk"
3   xmlns:xsi="http://www.w3.org/2001/XMLSchema-instance"
4   schemaVersion="1.0.0"
5   xsi:schemaLocation="https://dfm.dk ../dcx.xsd">
6   <dcx:title value="request:digitalCalibrationCertificate">...
7   </dcx:title>
8   <dcx:administrativeData>
9     <dcx:heading lang="en">Administrative data</dcx:heading>
10    <dcx:coreData>
11      <dcx:uniqueDocumentIdentifier value="140000766598-20251010T131208">
12      <dcx:clientTaskIdentifier value="140000766598"/>
13      <dcx:devicesForMeasurement value="ID015970"/>
14      <dcx:issueDate value="2025-10-10"/>
15      <dcx:performanceLocation value="inField"/>
16    </dcx:coreData>
17    <dcx:documentAuthorization>...
18  </dcx:administrativeData>
19  <dcx:statementList>...
20 </dcx:statementList>
21 <dcx:equipmentList>...
22 </dcx:equipmentList>
23 <dcx:measurementConfigList>...
24 </dcx:measurementConfigList>
25 <dcx:measurementResultList>...
26 </dcx:measurementResultList>
27 </dcx:digitalCalibrationExchange|
```

**/dcx:digitalCalibrationExchange/dcx:administrativeData/dcx:coreData/dcx:uniqueDocumentIdentifier/@value**

```
1 <?xml version="1.0"?>
2 <dcx:digitalCalibrationExchange xmlns:dcx="https://dfm.dk"
3   xmlns:xsi="http://www.w3.org/2001/XMLSchema-instance"
4   schemaVersion="1.0.0"
5   xsi:schemaLocation="https://dfm.dk ../dcx.xsd">
6   <dcx:title value="request:digitalCalibrationCertificate">...
7   </dcx:title>
8   <dcx:administrativeData>
9     <dcx:heading lang="en">Administrative data</dcx:heading>
10    <dcx:coreData>
11      <dcx:uniqueDocumentIdentifier value="140000766598-20251010T131208"/>
12      <dcx:clientTaskIdentifier value="140000766598"/>
13      <dcx:devicesForMeasurement value="ID015970"/>
14      <dcx:issueDate value="2025-10-10"/>
15      <dcx:performanceLocation value="inField"/>
16    </dcx:coreData>
17    <dcx:documentAuthorization>...
18  </dcx:administrativeData>
19  <dcx:statementList>...
20 </dcx:statementList>
21 <dcx:equipmentList>...
22 </dcx:equipmentList>
23 <dcx:measurementConfigList>...
24 </dcx:measurementConfigList>
25 <dcx:measurementResultList>...
26 </dcx:measurementResultList>
27 </dcx:digitalCalibrationExchange|
```

**/dcx:digitalCalibrationExchange/dcx:administrativeData/dcx:coreData/dcx:clientTaskIdentifier/@value**



```

1 <?xml version="1.0"?>
2 <dcx:digitalCalibrationExchange xmlns:dcx="https://dfm.dk"
3     xmlns:xsi="http://www.w3.org/2001/XMLSchema-instance"
4     schemaVersion="1.0.0"
5     xsi:schemaLocation="https://dfm.dk ../dcx.xsd">...
6 </dcx:digitalCalibrationExchange>
7
8 <dcx:title value="request:digitalCalibrationCertificate">...
9 </dcx:title>
10 <dcx:administrativeData>
11 <dcx:heading lang="en">Administrative data</dcx:heading>
12 <dcx:coreData>...
13 </dcx:coreData>
14 <dcx:documentAuthorization>
15 <dcx:authorizingPerson>
16 <dcx:heading lang="en">Authorizing Person</dcx:heading>
17 <dcx:name value="Heidi Foldas">
18 </dcx:name>
19 </dcx:authorizingPerson>
20 </dcx:documentAuthorization>
21 <dcx:client>...
22 </dcx:client>
23 <dcx:clientBillingInfo>...
24 </dcx:clientBillingInfo>
25 </dcx:administrativeData>
26
27 <dcx:statementList>...
28 </dcx:statementList>
29
30 <dcx:equipmentList>...
31 </dcx:equipmentList>
32
33 <dcx:measurementConfigList>...
34 </dcx:measurementConfigList>
35
36 <dcx:measurementResultList>...
37 </dcx:measurementResultList>
38
39 </dcx:digitalCalibrationExchange>

```

dbh@dfm.dk

## Xpath's for administrative data

Description	xpath
Customer - Name	/dcx:digitalCalibrationExchange/dcx:administrativeData/dcx:client/dcx:name/text()
Customer - contact - email	/dcx:digitalCalibrationExchange/dcx:administrativeData/dcx:client/dcx:contactInfo/dcx:email/text()
Provider Name	/dcx:digitalCalibrationExchange/dcx:administrativeData/dcx:serviceProvider/dcx:name/text()
Document Authorizer	/dcx:digitalCalibrationExchange/dcx:administrativeData/dcx:documentAuthorization/dcx:authorizingPerson/dcx:name/@value
Applicability code	/dcx:digitalCalibrationExchange/dcx:administrativeData/dcx:accreditation/dcx:accreditationApplicability/@value
Accreditation Body	/dcx:digitalCalibrationExchange/dcx:administrativeData/dcx:accreditation/dcx:accreditationBody/@value
Accreditation Nr	/dcx:digitalCalibrationExchange/dcx:administrativeData/dcx:accreditation/dcx:accreditationLabId/@value
ID no of equipment	/dcx:digitalCalibrationExchange/dcx:equipmentList/dcx:equipment/dcx:clientId/text()
Date of Calibration	/dcx:digitalCalibrationExchange/dcx:administrativeData/dcx:coreData/dcx:endPerformanceDate/@value
Inspection LOT order	/dcx:digitalCalibrationExchange/dcx:administrativeData/dcx:coreData/dcx:clientTaskIdentifier/@value
Certificate No	/dcx:digitalCalibrationExchange/dcx:administrativeData/dcx:coreData/dcx:uniqueDocumentIdentifier/@value
performanceLocation	/dcx:digitalCalibrationExchange/dcx:administrativeData/dcx:coreData/dcx:performanceLocation/@value

Xpath's to the administrative data are unique and static  
Which ensures that the data is findable.

```
1 <?xml version="1.0"?>
2 <dcx:digitalCalibrationExchange xmlns:dcx="https://dfm.dk"
3                               xmlns:xsi="http://www.w3.org/2001/XMLSchema-instance"
4                               schemaVersion="1.0.0"
5                               xsi:schemaLocation="https://dfm.dk ../dcx.xsd">
6
7   <dcx:title value="request:digitalCalibrationCertificate">...
8 </dcx:title>
9 <dcx:administrativeData>
10   <dcx:heading lang="en">Administrative data</dcx:heading>
11   <dcx:coreData>...
12 </dcx:coreData>
13 <dcx:documentAuthorization>...
14 </dcx:documentAuthorization>
15 <dcx:client>
16   <dcx:heading lang="en">Customer</dcx:heading>
17   <dcx:name>Novo Nordisk A/S</dcx:name>
18   <dcx:address>
19     <dcx:street>Brennum Park</dcx:street>
20     <dcx:streetNo>24A</dcx:streetNo>
21     <dcx:postalCode>3480</dcx:postalCode>
22     <dcx:city>Hillerød</dcx:city>
23     <dcx:country>DK</dcx:country>
24   </dcx:address>
25   <dcx:contactInfo>
26     <dcx:email>hefo@novonordisk.com</dcx:email>
27   </dcx:contactInfo>
28 </dcx:client>
29 <dcx:clientBillingInfo>...
30 </dcx:clientBillingInfo>
31 <dcx:certificateReturnInfo>...
32 </dcx:certificateReturnInfo>
33 </dcx:administrativeData>
34 <dcx:statementList>...
35 </dcx:statementList>
36 <dcx:equipmentList>...
37 </dcx:equipmentList>
38 <dcx:measurementConfigList>...
39 </dcx:measurementConfigList>
40 </dcx:digitalCalibrationExchange>
```

```
1 <?xml version="1.0"?>
2 <dcx:digitalCalibrationExchange xmlns:dcx="https://dfm.dk"
3                               xmlns:xsi="http://www.w3.org/2001/XMLSchema-instance"
4                               schemaVersion="1.0.0"
5                               xsi:schemaLocation="https://dfm.dk ../dcx.xsd">
6
7   <dcx:title value="request:digitalCalibrationCertificate">...
8 </dcx:title>
9 <dcx:administrativeData>
10   <dcx:heading lang="en">Administrative data</dcx:heading>
11   <dcx:coreData>...
12 </dcx:coreData>
13 <dcx:documentAuthorization>...
14 </dcx:documentAuthorization>
15 <dcx:client>...
16 </dcx:client>
17 <dcx:clientBillingInfo>
18   <dcx:heading lang="en">Billing address</dcx:heading>
19   <dcx:name> Novo Nordisk A/S </dcx:name>
20   <dcx:address>
21     <dcx:postOfficeBox>1000</dcx:postOfficeBox>
22     <dcx:postalCode>2880</dcx:postalCode>
23     <dcx:city>Bagsværd</dcx:city>
24     <dcx:country>DK</dcx:country>
25   </dcx:address>
26 </dcx:clientBillingInfo>
27 <dcx:certificateReturnInfo>...
28 </dcx:certificateReturnInfo>
29 </dcx:administrativeData>
30 <dcx:statementList>...
31 </dcx:statementList>
32 <dcx:equipmentList>...
33 </dcx:equipmentList>
34 <dcx:measurementConfigList>...
35 </dcx:measurementConfigList>
36 <dcx:measurementResultList>...
37 </dcx:measurementResultList>
38 </dcx:digitalCalibrationExchange>
```

```
File Edit Selection ... master
RR-25-02-TLanel 6 DCR_140000766598-202510101135229 - Copy.xml 1 DK-DCC-RR-25-02-FORCE.xml 2 BeSubtag.py
C:\Users\DBHDFM> OneDrive - dfm.dk > DCC_Public > DK-DCC-RR > DK-DCC-RR-25-01 Pressure > DCR_140000766598-202510101135229 - Copy.xml
1 <?xml version="1.0"?>
2 <dcx:digitalCalibrationExchange xmlns:dcx="https://dfm.dk"
3                               xmlns:xsi="http://www.w3.org/2001/XMLSchema-instance"
4                               schemaVersion="1.0.0"
5                               xsi:schemaLocation="https://dfm.dk ../dcx.xsd">
6
7   <dcx:title value="request:digitalCalibrationCertificate">...
8   </dcx:title>
9   <dcx:administrativeData>
10    <dcx:heading lang="en">Administrative data</dcx:heading>
11    <dcx:coreData>...
12  </dcx:coreData>
13  <dcx:documentAuthorization>...
14  </dcx:documentAuthorization>
15  <dcx:client>...
16  </dcx:client>
17  <dcx:clientBillingInfo>...
18  </dcx:clientBillingInfo>
19  <dcx:certificateReturnInfo>
20    <dcx:heading lang="en">Certificate return info</dcx:heading>
21    <dcx:name>Novo Nordisk A/S</dcx:name>
22    <dcx:contactInfo>
23      <dcx:attPerson>HEFO</dcx:attPerson>
24      <dcx:email>hefo@novonordisk.com</dcx:email>
25      <dcx:phone>30790862</dcx:phone>
26    </dcx:contactInfo>
27  </dcx:certificateReturnInfo>
28  </dcx:administrativeData>
29  <dcx:statementList>...
30  </dcx:statementList>
31  <dcx:equipmentList>...
32  </dcx:equipmentList>
33  <dcx:measurementConfigList>...
34  </dcx:measurementConfigList>
35  <dcx:measurementResultList>...
36  </dcx:measurementResultList>
37 </dcx:digitalCalibrationExchange>
dbh@dfm.dk
```

```
File Edit Selection ... master
RR-25-02-TLanel 6 DCR_140000766598-202510101135229 - Copy.xml 1 DK-DCC-RR-25-02-FORCE.xml 2 BeSubtag.py
C:\Users\DBHDFM> OneDrive - dfm.dk > DCC_Public > DK-DCC-RR > DK-DCC-RR-25-01 Pressure > DCR_140000766598-202510101135229 - Copy.xml
1 <?xml version="1.0"?>
2 <dcx:digitalCalibrationExchange xmlns:dcx="https://dfm.dk"
3                               xmlns:xsi="http://www.w3.org/2001/XMLSchema-instance"
4                               schemaVersion="1.0.0"
5                               xsi:schemaLocation="https://dfm.dk ../dcx.xsd">
6
7   <dcx:title value="request:digitalCalibrationCertificate">...
8   </dcx:title>
9   <dcx:administrativeData>
10    <dcx:heading lang="en">Administrative data</dcx:heading>
11    <dcx:coreData>...
12  </dcx:coreData>
13  <dcx:documentAuthorization>...
14  </dcx:documentAuthorization>
15  <dcx:client>...
16  </dcx:client>
17  <dcx:clientBillingInfo>...
18  </dcx:clientBillingInfo>
19  <dcx:certificateReturnInfo>...
20  </dcx:certificateReturnInfo>
21  </dcx:administrativeData>
22  <dcx:statementList>...
23  </dcx:statementList>
24  <dcx:equipmentList>...
25  </dcx:equipmentList>
26  <dcx:measurementConfigList>...
27  </dcx:measurementConfigList>
28  <dcx:measurementResultList>...
29  </dcx:measurementResultList>
30 </dcx:digitalCalibrationExchange>
dbh@dfm.dk
```

```
File Edit Selection ... master
RR-25-02-T1.xml 6 DCR_140000766598-202510101135229 - Copy.xml 1 DK-DCC-RR-25-02-FORCE.xml BieSalaxy.py
live - dfm.dk > DCC_Public > DK-DCC-RR > DK-DCC-RR-25-01 Pressure > DCR_140000766598-202510101135229 - Copy.xml > dcdigitalCalibrationExchange
1 <?xml version="1.0"?>
2 <dcx:digitalCalibrationExchange xmlns:dcx="https://dfm.dk"
3                               xmlns:xsi="http://www.w3.org/2001/XMLSchema-instance"
4                               schemaVersion="1.0.0"
5                               xsi:schemaLocation="https://dfm.dk ../dcx.xsd">
6   <dcx:title value="request:digitalCalibrationCertificate">...
7 </dcx:title>
8 <dcx:administrativeData>...
9 </dcx:administrativeData>
57 <dcx:statementList>...
58 </dcx:statementList>
70 <dcx:equipmentList>...
71 </dcx:equipmentList>
95 <dcx:measurementConfigList>...
96 </dcx:measurementConfigList>
103 <dcx:measurementResultList>...
104 </dcx:measurementResultList>
184 </dcx:digitalCalibrationExchange>
185 </dcx:digitalCalibrationExchange>

dbh@dfm.dk
```

```
File Edit Selection ... master
RR-25-02-T1.xml 6 DCR_140000766598-202510101135229 - Copy.xml 1 DK-DCC-RR-25-02-FORCE.xml BieSalaxy.py
live - dfm.dk > DCC_Public > DK-DCC-RR > DK-DCC-RR-25-01 Pressure > DCR_140000766598-202510101135229 - Copy.xml > dcdigitalCalibrationExchange
1 <?xml version="1.0"?>
2 <dcx:digitalCalibrationExchange xmlns:dcx="https://dfm.dk"
3                               xmlns:xsi="http://www.w3.org/2001/XMLSchema-instance"
4                               schemaVersion="1.0.0"
5                               xsi:schemaLocation="https://dfm.dk ../dcx.xsd">
6   <dcx:title value="request:digitalCalibrationCertificate">...
7 </dcx:title>
8 <dcx:administrativeData>...
9 </dcx:administrativeData>
57 <dcx:statementList>
58   <dcx:heading lang="en">Statements</dcx:heading>
59   <dcx:statement id="statement1"
60     category="clientRequirement">
61     <dcx:heading lang="en">ISO 17025</dcx:heading>
62     <dcx:body lang="en">Calibration must be performed accredited according
63     to ISO 17025</dcx:body>
64   </dcx:statement>
65   <dcx:statement id="statement2"
66     category="clientRequirement">
67     <dcx:heading lang="en">DK-DCC-RR-25-01</dcx:heading>
68     <dcx:body lang="en">This is a request for testing DCC capabilities as
69     part of round robin DK-DCC-RR-25-01.</dcx:body>
70   </dcx:statement>
71 </dcx:statementList>
95 <dcx:equipmentList>...
96 </dcx:equipmentList>
103 <dcx:measurementConfigList>...
104 </dcx:measurementConfigList>
184 <dcx:measurementResultList>...
185 </dcx:measurementResultList>
186 </dcx:digitalCalibrationExchange>

dbh@dfm.dk
```

```
1 <?xml version="1.0"?>
2 <dcx:digitalCalibrationExchange xmlns:dcx="https://dfm.dk"
3                               xmlns:xsi="http://www.w3.org/2001/XMLSchema-instance"
4                               schemaVersion="1.0.0"
5                               xsi:schemaLocation="https://dfm.dk ../dcx.xsd">
6
7   <dcx:title value="request:digitalCalibrationCertificate">...
8 </dcx:title>
9 <dcx:administrativeData>...
57 </dcx:administrativeData>
58 <dcx:statementList>...
70 </dcx:statementList>
71 <dcx:equipmentList>...
95 </dcx:equipmentList>
96 <dcx:measurementConfigList>...
103 </dcx:measurementConfigList>
104 <dcx:measurementResultList>...
184 </dcx:measurementResultList>
185 </dcx:digitalCalibrationExchange>
```

dbh@dfm.dk

```
1 <?xml version="1.0"?>
2 <dcx:digitalCalibrationExchange xmlns:dcx="https://dfm.dk"
3                               xmlns:xsi="http://www.w3.org/2001/XMLSchema-instance"
4                               schemaVersion="1.0.0"
5                               xsi:schemaLocation="https://dfm.dk ../dcx.xsd">
6
7   <dcx:title value="request:digitalCalibrationCertificate">...
8 </dcx:title>
9 <dcx:administrativeData>...
57 </dcx:administrativeData>
58 <dcx:statementList>...
70 </dcx:statementList>
71 <dcx:equipmentList>
72   <dcx:heading lang="en">Used equipment</dcx:heading>
73   <dcx:equipment category="deviceForMeasurement"
74     id="ID015970">
75     <dcx:heading lang="en">Trykfølør</dcx:heading>
76     <dcx:manufacturer>FISCHER</dcx:manufacturer>
77     <dcx:modelName>DE49</dcx:modelName>
78     <dcx:serialNumber/>
79     <dcx:clientId>ID015970</dcx:clientId>
80   </dcx:equipment>
81   <dcx:columnHeadings>
82     <dcx:column name="manufacturer">
83       <dcx:heading lang="en">Manufacturer</dcx:heading>
84     </dcx:column>
85     <dcx:column name="modelName">
86       <dcx:heading lang="en">Product name</dcx:heading>
87     </dcx:column>
88     <dcx:column name="clientId">
89       <dcx:heading lang="en">Novo Nordisk ID</dcx:heading>
90     </dcx:column>
91     <dcx:column name="serialNumber">
92       <dcx:heading lang="en">Serial Number</dcx:heading>
93     </dcx:column>
94   </dcx:columnHeadings>
95 </dcx:equipmentList>
96 <dcx:measurementConfigList>...
103 </dcx:measurementConfigList>
```

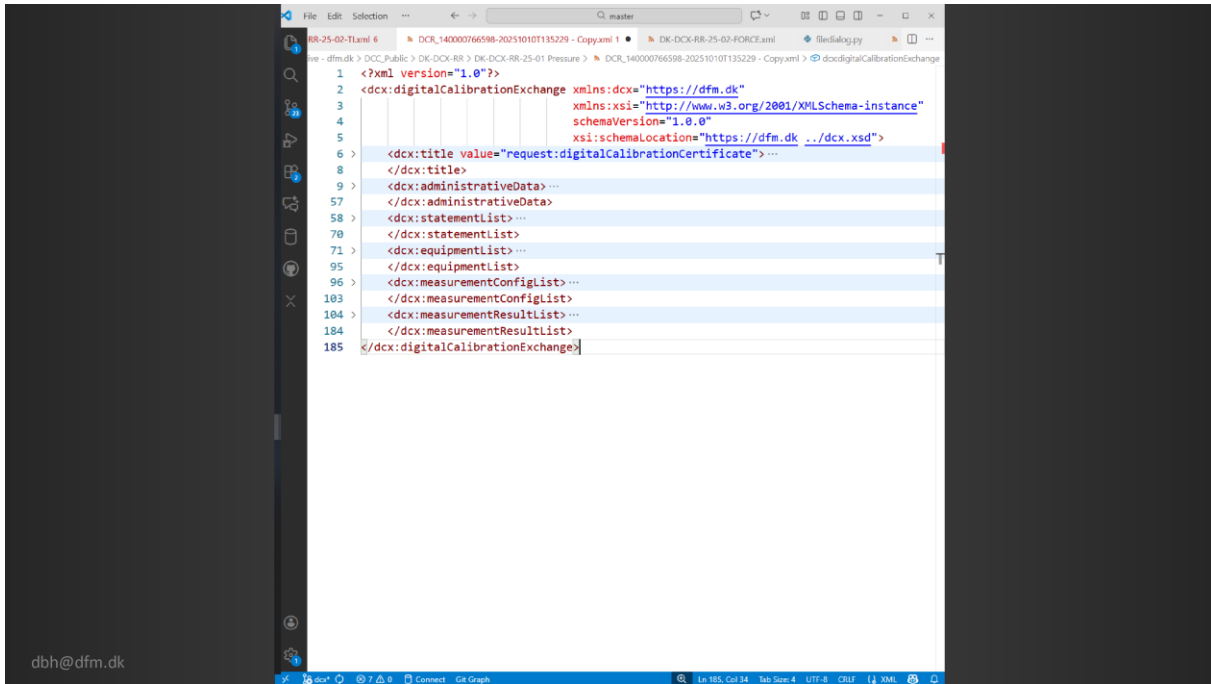
dbh@dfm.dk

```
File Edit Selection ... master
RR-25-02-T1.xml 6 DCR_140000766598-202510101135229 - Copy.xml 1 DK-DCC-RR-25-02-FORCE.xml BieSalogy.py
live - dfm.dk > DCC_Public > DK-DCC-RR > DK-DCC-RR-25-01 Pressure > DCR_140000766598-202510101135229 - Copy.xml > dcdigitalCalibrationExchange
1 <?xml version="1.0"?>
2 <dcx:digitalCalibrationExchange xmlns:dcx="https://dfm.dk"
3                               xmlns:xsi="http://www.w3.org/2001/XMLSchema-instance"
4                               schemaVersion="1.0.0"
5                               xsi:schemaLocation="https://dfm.dk ../dcx.xsd">
6   <dcx:title value="request:digitalCalibrationCertificate">...
7 </dcx:title>
8 <dcx:administrativeData>...
9 </dcx:administrativeData>
57 <dcx:statementList>...
58 </dcx:statementList>
70 <dcx:equipmentList>...
71 </dcx:equipmentList>
95 <dcx:measurementConfigList>...
96 </dcx:measurementConfigList>
103 <dcx:measurementResultList>...
104 </dcx:measurementResultList>
184 </dcx:digitalCalibrationExchange>
185
```

dbh@dfm.dk

```
File Edit Selection ... master
RR-25-02-T1.xml 6 DCR_140000766598-202510101135229 - Copy.xml 1 DK-DCC-RR-25-02-FORCE.xml BieSalogy.py
live - dfm.dk > DCC_Public > DK-DCC-RR > DK-DCC-RR-25-01 Pressure > DCR_140000766598-202510101135229 - Copy.xml > dcdigitalCalibrationExchange
1 <?xml version="1.0"?>
2 <dcx:digitalCalibrationExchange xmlns:dcx="https://dfm.dk"
3                               xmlns:xsi="http://www.w3.org/2001/XMLSchema-instance"
4                               schemaVersion="1.0.0"
5                               xsi:schemaLocation="https://dfm.dk ../dcx.xsd">
6   <dcx:title value="request:digitalCalibrationCertificate">...
7 </dcx:title>
8 <dcx:administrativeData>...
9 </dcx:administrativeData>
57 <dcx:statementList>...
58 </dcx:statementList>
70 <dcx:equipmentList>...
71 </dcx:equipmentList>
95 <dcx:measurementConfigList>
96 <dcx:measurementConfig id="config1">
97   <dcx:heading lang="en">Measuring Systems Under Calibration</dcx:heading>
98   <dcx:heading lang="en">Trykfølør</dcx:heading>
99   <dcx:devForMeasRefs>ID015970</dcx:devForMeasRefs>
100   <dcx:operationalStatus>as found</dcx:operationalStatus>
101 </dcx:measurementConfig>
102 </dcx:measurementConfigList>
103 <dcx:measurementResultList>...
104 </dcx:measurementResultList>
184 </dcx:digitalCalibrationExchange>
185
```

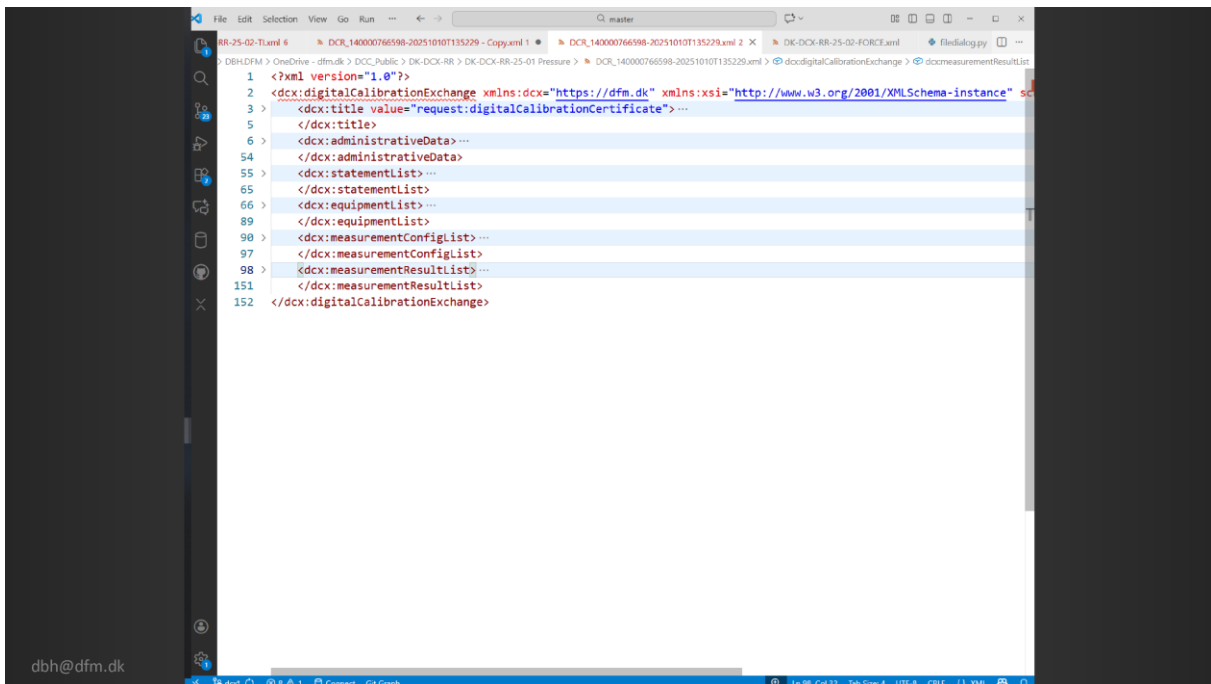
dbh@dfm.dk



```

1 <?xml version="1.0"?>
2 <dcx:digitalCalibrationExchange xmlns:dcx="https://dfm.dk"
3                               xmlns:xsi="http://www.w3.org/2001/XMLSchema-instance"
4                               schemaVersion="1.0.0"
5                               xsi:schemaLocation="https://dfm.dk ../dcx.xsd">
6   <dcx:title value="request:digitalCalibrationCertificate">...
7 </dcx:title>
8 <dcx:administrativeData>...
9 </dcx:administrativeData>
57 <dcx:statementList>...
58 </dcx:statementList>
70 <dcx:equipmentList>...
71 </dcx:equipmentList>
95 <dcx:measurementConfigList>...
96 </dcx:measurementConfigList>
103 <dcx:measurementResultList>...
104 </dcx:measurementResultList>
184 </dcx:measurementResultList>
185 </dcx:digitalCalibrationExchange>
  
```

dbh@dfm.dk



```

1 <?xml version="1.0"?>
2 <dcx:digitalCalibrationExchange xmlns:dcx="https://dfm.dk" xmlns:xsi="http://www.w3.org/2001/XMLSchema-instance"
3 >
4   <dcx:title value="request:digitalCalibrationCertificate">...
5 </dcx:title>
6 <dcx:administrativeData>...
54 </dcx:administrativeData>
55 <dcx:statementList>...
65 </dcx:statementList>
66 <dcx:equipmentList>...
89 </dcx:equipmentList>
90 <dcx:measurementConfigList>...
97 </dcx:measurementConfigList>
98 <dcx:measurementResultList>...
151 </dcx:measurementResultList>
152 </dcx:digitalCalibrationExchange>
  
```

dbh@dfm.dk

```
1 <?xml version="1.0"?>
2 <dcx:digitalCalibrationExchange xmlns:dcx="https://dfm.dk" xmlns:xsi="http://www.w3.org/2001/XMLSchema-instance" ...
3 <dcx:title value="request:digitalCalibrationCertificate">...
4 </dcx:title>
5 <dcx:administrativeData>...
6 </dcx:administrativeData>
7 <dcx:statementList>...
8 </dcx:statementList>
9 <dcx:equipmentList>...
10 </dcx:equipmentList>
11 <dcx:measurementConfigList>...
12 </dcx:measurementConfigList>
13 <dcx:measurementResultList>
14 <dcx:calibrationResult tableId="calRes0" measurementConfigRef="config1" numRows="3" numCols="8">...
15 </dcx:calibrationResult>
16 </dcx:measurementResultList>
17 </dcx:digitalCalibrationExchange>
```

```
1 <?xml version="1.0"?>
2 <dcx:digitalCalibrationExchange xmlns:dcx="https://dfm.dk" xmlns:xsi="http://www.w3.org/2001/XMLSchema-instance" ...
3 <dcx:title value="request:digitalCalibrationCertificate">...
4 </dcx:title>
5 <dcx:administrativeData>...
6 </dcx:administrativeData>
7 <dcx:statementList>...
8 </dcx:statementList>
9 <dcx:equipmentList>...
10 </dcx:equipmentList>
11 <dcx:measurementConfigList>...
12 </dcx:measurementConfigList>
13 <dcx:measurementResultList>
14 <dcx:calibrationResult tableId="calRes0" measurementConfigRef="config1" numRows="3" numCols="8">
15 <dcx:heading lang="en">Calibration of equipment ID015970</dcx:heading>
16 <dcx:indexFollowMeasurementSequence value="true"/>
17 <dcx:column dataCategoryRef="-" quantity="-" scope="-" unit="1">...
18 </dcx:column>
19 <dcx:column dataCategoryRef="-" quantity="4-14.2|gauge pressure|Pa" unit="Pa" scope="reference">...
20 </dcx:column>
21 <dcx:column dataCategoryRef="-" quantity="4-14.2|gauge pressure|Pa" unit="Pa" scope="indication">...
22 </dcx:column>
23 <dcx:column dataCategoryRef="-" quantity="4-14.2|gauge pressure|Pa" unit="Pa" scope="reference">...
24 </dcx:column>
25 <dcx:column dataCategoryRef="value" quantity="4-14.2|gauge pressure|Pa" unit="Pa" scope="bias">...
26 </dcx:column>
27 <dcx:column dataCategoryRef="value" quantity="4-14.2|gauge pressure|Pa" unit="Pa" scope="bias">...
28 </dcx:column>
29 <dcx:column dataCategoryRef="value" quantity="4-14.2|gauge pressure|Pa" unit="Pa" scope="bias">...
30 </dcx:column>
31 <dcx:column dataCategoryRef="value" quantity="4-14.2|gauge pressure|Pa" unit="Pa" scope="bias">...
32 </dcx:column>
33 </dcx:calibrationResult>
34 </dcx:measurementResultList>
35 </dcx:digitalCalibrationExchange>
```

## Xpath's for measurement data

True mean value (Pa)	Object mean value (Pa)	Hysteresis (Pa)	Repeatability (Pa)	Error (Pa)	Uncertainty of reading (Pa)	Measurement uncertainty (Pa)
-9,97	-10,57	0,00	0,20	-0,60	0,1	± 0,40
20,00	19,40	0,00	0,00	-0,60	0,1	± 0,38
49,95	49,50	-0,10	0,00	-0,45	0,1	± 0,39

dbh@dfm.dk

## Xpath's for measurement data

```

*//dcx:calibrationResult[@tableId="calRes0"]/*
  [@scope="reference"]
  [@quantity="4-14.2|gauge pressure|Pa"]
  [@unit="Pa"]
  /dcx:value
  /*[@idx="1"]
  /text()
  
```

dbh@dfm.dk

## Xpath's for measurement data

```

*//dcx:calibrationResult[@tableId="calRes0"]/*
  [@scope="reference"]
  [@quantity="4-14.2|gauge pressure|Pa"]
  [@unit="Pa"]
]
/dcx:value
/*[@idx="2"]
/text()
          
```

Page 2 of 3

Result 1_P1		Hysteresis	Repeat-ability	Error	Uncertainty of reading	Measurement uncertainty
True mean value (Pa)	Object mean value (Pa)	(Pa)	(Pa)	(Pa)	(Pa)	(Pa)
-9,97	-10,57	0,00	0,20	-0,60	0,1	± 0,40
20,00	19,40	0,00	0,00	-0,60	0,1	± 0,38
49,95	49,50	-0,10	0,00	-0,45	0,1	± 0,39

dbh@dfm.dk

## Xpath's for measurement data

```

*//dcx:calibrationResult[@tableId="calRes0"]/*
  [@scope="reference"]
  [@quantity="4-14.2|gauge pressure|Pa"]
  [@unit="Pa"]
]
/dcx:value
/*[@idx="3"]
/text()
          
```

Page 2 of 3

Result 1_P1		Hysteresis	Repeat-ability	Error	Uncertainty of reading	Measurement uncertainty
True mean value (Pa)	Object mean value (Pa)	(Pa)	(Pa)	(Pa)	(Pa)	(Pa)
-9,97	-10,57	0,00	0,20	-0,60	0,1	± 0,40
20,00	19,40	0,00	0,00	-0,60	0,1	± 0,38
49,95	49,50	-0,10	0,00	-0,45	0,1	± 0,39

dbh@dfm.dk

## Xpath's for measurement data

```

*//dcx:calibrationResult[@tableId="calRes0"]/*
  [@scope="indication"]
  [@quantity="4-14.2|gauge pressure|Pa"]
  [@unit="Pa"]
]
/dcx:value
/*[@idx="3"]
/text()

```

Page 2 of 3

True mean value (Pa)	Object mean value (Pa)	Hysteresis (Pa)	Repeatability (Pa)	Error (Pa)	Uncertainty of reading (Pa)	Measurement uncertainty (Pa)
-9,97	-10,57	0,00	0,20	-0,60	0,1	± 0,40
20,00	19,40	0,00	0,00	-0,60	0,1	± 0,38
49,95	49,50	-0,10	0,00	-0,45	0,1	± 0,39

dbh@dfm.dk

## Xpath's for measurement data

```

*//dcx:calibrationResult[@tableId="calRes0"]/*
  [@scope="bias"]
  [@quantity="4-14.2|gauge pressure|Pa"]
  [@unit="Pa"]
]
/dcx:value
/*[@idx="3"]
/text()

```

Page 2 of 3

True mean value (Pa)	Object mean value (Pa)	Hysteresis (Pa)	Repeatability (Pa)	Error (Pa)	Uncertainty of reading (Pa)	Measurement uncertainty (Pa)
-9,97	-10,57	0,00	0,20	-0,60	0,1	± 0,40
20,00	19,40	0,00	0,00	-0,60	0,1	± 0,38
49,95	49,50	-0,10	0,00	-0,45	0,1	± 0,39

dbh@dfm.dk

# Xpath's for measurement data

```

*//dcx:calibrationResult[@tableId="calRes0"]/*
  [@scope="bias"]
  [@quantity="4-14.2|gauge pressure|Pa"]
  [@unit="Pa"]
  /dcx:expandedUncertainty
  /*[@idx="3"]
  /text()
            
```

Page 2 of 3

dbh@dfm.dk

```

1 <?xml version="1.0"?>
2 <dcx:digitalCalibrationExchange xmlns:dcx="https://dfm.dk" xmlns:xsi="http://www.w3.org/2001/XMLSchema-instance" ...
3 </dcx:digitalCalibrationExchange>
4 <dcx:title value="request:digitalCalibrationCertificate" ...
5 </dcx:title>
6 <dcx:administrativeData ...
7 </dcx:administrativeData>
8 <dcx:statementList ...
9 </dcx:statementList>
10 <dcx:equipmentList ...
11 </dcx:equipmentList>
12 <dcx:measurementConfigList ...
13 </dcx:measurementConfigList>
14 <dcx:measurementResultList>
15 <dcx:calibrationResult tableId="calRes0" measurementConfigRef="config1" numRows="3" numCols="8">
16 <dcx:heading lang="en">Calibration of equipment ID015970</dcx:heading>
17 <dcx:indexFollowMeasurementSequence value="true"/>
18 <dcx:column dataCategoryRef="-" quantity="-" scope="-" unit="1">...
19 </dcx:column>
20 <dcx:column dataCategoryRef="-" quantity="4-14.2|gauge pressure|Pa" unit="Pa" scope="reference">...
21 </dcx:column>
22 <dcx:column dataCategoryRef="-" quantity="4-14.2|gauge pressure|Pa" unit="Pa" scope="indication">...
23 </dcx:column>
24 <dcx:column dataCategoryRef="-" quantity="4-14.2|gauge pressure|Pa" unit="Pa" scope="reference">...
25 </dcx:column>
26 <dcx:column dataCategoryRef="value" quantity="4-14.2|gauge pressure|Pa" unit="Pa" scope="bias">...
27 </dcx:column>
28 <dcx:column dataCategoryRef="value" quantity="4-14.2|gauge pressure|Pa" unit="Pa" scope="bias">...
29 </dcx:column>
30 <dcx:column dataCategoryRef="value" quantity="4-14.2|gauge pressure|Pa" unit="Pa" scope="bias">...
31 </dcx:column>
32 <dcx:column dataCategoryRef="value" quantity="4-14.2|gauge pressure|Pa" unit="Pa" scope="bias">...
33 </dcx:column>
34 <dcx:column dataCategoryRef="value" quantity="4-14.2|gauge pressure|Pa" unit="Pa" scope="bias">...
35 </dcx:column>
36 </dcx:calibrationResult>
37 </dcx:measurementResultList>
38 </dcx:digitalCalibrationExchange>
            
```

dbh@dfm.dk

```
1 <?xml version="1.0"?>
2 <dcx:digitalCalibrationExchange xmlns:dcx="https://dfm.dk" xmlns:xsi="http://www.w3.org/2001/XMLSchema-instance" sc
3 >
4 <dcx:title value="request:digitalCalibrationCertificate">...
5 </dcx:title>
6 <dcx:administrativeData>...
7 </dcx:administrativeData>
8 <dcx:statementList>...
9 </dcx:statementList>
10 <dcx:equipmentList>...
11 </dcx:equipmentList>
12 <dcx:measurementConfigList>...
13 </dcx:measurementConfigList>
14 <dcx:measurementResultList>
15 <dcx:calibrationResult tableId="calRes0" measurementConfigRef="config1" numRows="3" numCols="8">
16 <dcx:heading lang="en">Calibration of equipment ID015970</dcx:heading>
17 <dcx:indexFollowMeasurementSequence value="true"/>
18 <dcx:column dataCategoryRef="-" quantity="-" scope="-" unit="1">
19 <dcx:heading lang="en">Customer Tags</dcx:heading>
20 <dcx:rowTag>
21 <dcx:row idx="1">01 Object read -10 (Pa)</dcx:row>
22 <dcx:row idx="2">02 Object read 20 (Pa)</dcx:row>
23 <dcx:row idx="3">03 Object read 50 (Pa)</dcx:row>
24 </dcx:rowTag>
25 </dcx:column>
26 <dcx:column dataCategoryRef="-" quantity="4-14.2|gauge pressure|Pa" unit="Pa" scope="reference">...
27 </dcx:column>
28 <dcx:column dataCategoryRef="-" quantity="4-14.2|gauge pressure|Pa" unit="Pa" scope="indication">...
29 </dcx:column>
30 <dcx:column dataCategoryRef="-" quantity="4-14.2|gauge pressure|Pa" unit="Pa" scope="reference">...
31 </dcx:column>
32 <dcx:column dataCategoryRef="value" quantity="4-14.2|gauge pressure|Pa" unit="Pa" scope="bias">...
33 </dcx:column>
34 <dcx:column dataCategoryRef="value" quantity="4-14.2|gauge pressure|Pa" unit="Pa" scope="bias">...
35 </dcx:column>
36 <dcx:column dataCategoryRef="value" quantity="4-14.2|gauge pressure|Pa" unit="Pa" scope="bias">...
37 </dcx:column>
38 <dcx:column dataCategoryRef="value" quantity="4-14.2|gauge pressure|Pa" unit="Pa" scope="bias">...
39 </dcx:column>
40 <dcx:column dataCategoryRef="value" quantity="4-14.2|gauge pressure|Pa" unit="Pa" scope="bias">...
41 </dcx:column>
42 </dcx:measurementResultList>
43 </dcx:digitalCalibrationExchange>
44 </?>
```

```
1 <?xml version="1.0"?>
2 <dcx:digitalCalibrationExchange xmlns:dcx="https://dfm.dk" xmlns:xsi="http://www.w3.org/2001/XMLSchema-instance" sc
3 >
4 <dcx:title value="request:digitalCalibrationCertificate">...
5 </dcx:title>
6 <dcx:administrativeData>...
7 </dcx:administrativeData>
8 <dcx:statementList>...
9 </dcx:statementList>
10 <dcx:equipmentList>...
11 </dcx:equipmentList>
12 <dcx:measurementConfigList>...
13 </dcx:measurementConfigList>
14 <dcx:measurementResultList>
15 <dcx:calibrationResult tableId="calRes0" measurementConfigRef="config1" numRows="3" numCols="8">
16 <dcx:heading lang="en">Calibration of equipment ID015970</dcx:heading>
17 <dcx:indexFollowMeasurementSequence value="true"/>
18 <dcx:column dataCategoryRef="-" quantity="-" scope="-" unit="1">...
19 </dcx:column>
20 <dcx:column dataCategoryRef="-" quantity="4-14.2|gauge pressure|Pa" unit="Pa" scope="reference">
21 <dcx:heading lang="en">Target value</dcx:heading>
22 <dcx:targetValue>
23 <dcx:row idx="1">-10</dcx:row>
24 <dcx:row idx="2">20</dcx:row>
25 <dcx:row idx="3">50</dcx:row>
26 </dcx:targetValue>
27 </dcx:column>
28 <dcx:column dataCategoryRef="-" quantity="4-14.2|gauge pressure|Pa" unit="Pa" scope="indication">...
29 </dcx:column>
30 <dcx:column dataCategoryRef="-" quantity="4-14.2|gauge pressure|Pa" unit="Pa" scope="reference">...
31 </dcx:column>
32 <dcx:column dataCategoryRef="value" quantity="4-14.2|gauge pressure|Pa" unit="Pa" scope="bias">...
33 </dcx:column>
34 <dcx:column dataCategoryRef="value" quantity="4-14.2|gauge pressure|Pa" unit="Pa" scope="bias">...
35 </dcx:column>
36 <dcx:column dataCategoryRef="value" quantity="4-14.2|gauge pressure|Pa" unit="Pa" scope="bias">...
37 </dcx:column>
38 <dcx:column dataCategoryRef="value" quantity="4-14.2|gauge pressure|Pa" unit="Pa" scope="bias">...
39 </dcx:column>
40 <dcx:column dataCategoryRef="value" quantity="4-14.2|gauge pressure|Pa" unit="Pa" scope="bias">...
41 </dcx:column>
42 </dcx:measurementResultList>
43 </dcx:digitalCalibrationExchange>
44 </?>
```

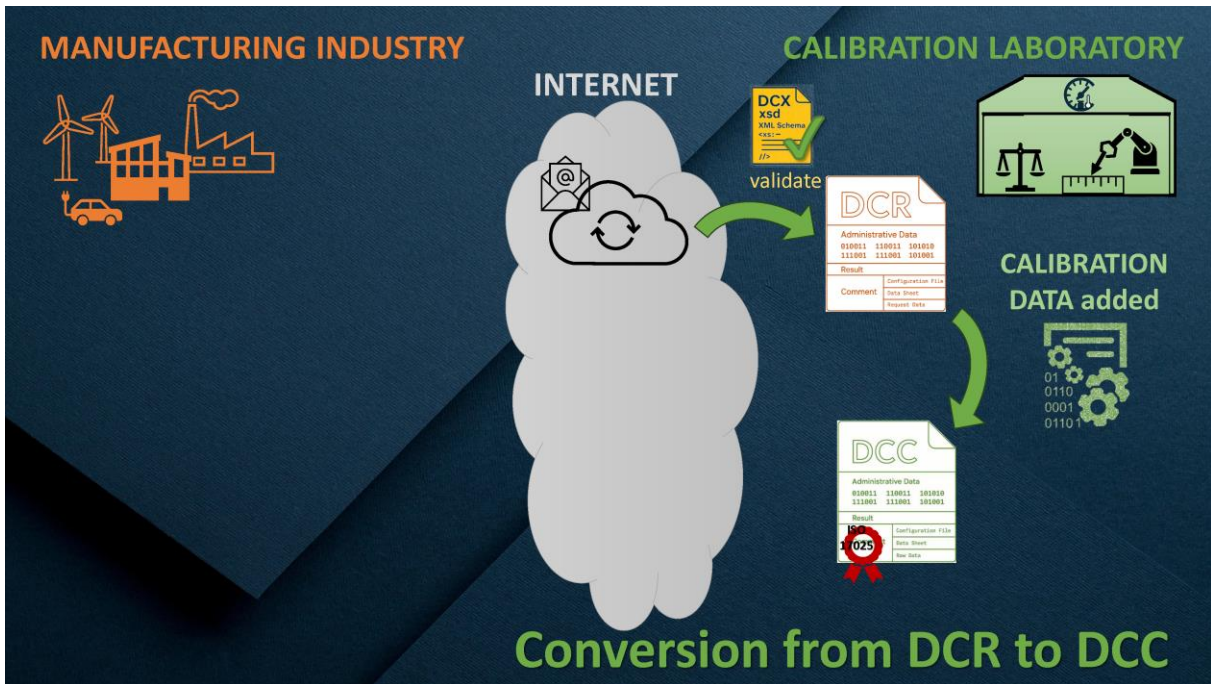
```

1 <?xml version="1.0"?>
2 <dcx:digitalCalibrationExchange xmlns:dcx="https://dfm.dk" xmlns:xsi="http://www.w3.org/2001/XMLSchema-instance" ...
3 <dcx:title value="request:digitalCalibrationCertificate">...
4 </dcx:title>
5 <dcx:administrativeData>...
6 </dcx:administrativeData>
7 <dcx:statementList>...
8 </dcx:statementList>
9 <dcx:equipmentList>...
10 </dcx:equipmentList>
11 <dcx:measurementConfigList>...
12 </dcx:measurementConfigList>
13 <dcx:measurementResultList>
14 <dcx:calibrationResult tableId="calRes0" measurementConfigRef="config1" numRows="3" numCols="8">
15 <dcx:heading lang="en">Calibration of equipment 1D015970</dcx:heading>
16 <dcx:indexFollowMeasurementSequence value="true"/>
17 <dcx:column dataCategoryRef="quantity" quantity="4-14.2" gauge pressure|Pa unit="Pa" scope="reference">...
18 </dcx:column>
19 <dcx:column dataCategoryRef="quantity" quantity="4-14.2" gauge pressure|Pa unit="Pa" scope="reference">...
20 </dcx:column>
21 <dcx:column dataCategoryRef="quantity" quantity="4-14.2" gauge pressure|Pa unit="Pa" scope="indication">...
22 </dcx:column>
23 <dcx:column dataCategoryRef="quantity" quantity="4-14.2" gauge pressure|Pa unit="Pa" scope="reference">...
24 </dcx:column>
25 <dcx:column dataCategoryRef="value" quantity="4-14.2" gauge pressure|Pa unit="Pa" scope="bias">...
26 </dcx:column>
27 <dcx:column dataCategoryRef="value" quantity="4-14.2" gauge pressure|Pa unit="Pa" scope="bias">...
28 </dcx:column>
29 <dcx:column dataCategoryRef="value" quantity="4-14.2" gauge pressure|Pa unit="Pa" scope="bias">...
30 </dcx:column>
31 <dcx:column dataCategoryRef="value" quantity="4-14.2" gauge pressure|Pa unit="Pa" scope="bias">...
32 </dcx:column>
33 <dcx:column dataCategoryRef="value" quantity="4-14.2" gauge pressure|Pa unit="Pa" scope="bias">...
34 </dcx:column>
35 </dcx:calibrationResult>
36 </dcx:measurementResultList>
37 </dcx:digitalCalibrationExchange>

```

## Compiled query table

Description	xpath
data	/dcx:digitalCalibrationExchange/dcx:administrativeData/dcx:coreData/dcx:clientTaskIdentifier/@value
Cusomter - Name	/dcx:digitalCalibrationExchange/dcx:administrativeData/dcx:client/dcx:name/text()
Cusomter - contact - email	/dcx:digitalCalibrationExchange/dcx:administrativeData/dcx:client/dcx:contactInfo/dcx:email/text()
Laboratory Name	/dcx:digitalCalibrationExchange/dcx:administrativeData/dcx:serviceProvider/dcx:name/text()
Calibration Laboratory code No	/dcx:digitalCalibrationExchange/dcx:administrativeData/dcx:accreditation/dcx:accreditationLabId/@value
Provider Name	/dcx:digitalCalibrationExchange/dcx:administrativeData/dcx:serviceProvider/dcx:name/text()
Document Authorizer	/dcx:digitalCalibrationExchange/dcx:administrativeData/dcx:documentAuthorization/dcx:authorizingPerson/dcx:name/@value
Applicability code	/dcx:digitalCalibrationExchange/dcx:administrativeData/dcx:accreditation/dcx:accreditationApplicability/@value
Accreditation Body	/dcx:digitalCalibrationExchange/dcx:administrativeData/dcx:accreditation/dcx:accreditationBody/@value
Accreditation Nr	/dcx:digitalCalibrationExchange/dcx:administrativeData/dcx:accreditation/dcx:accreditationLabId/@value
ID no of equipment	/dcx:digitalCalibrationExchange/dcx:equipmentList/dcx:equipment/dcx:clientId/text()
Date of Calibration	/dcx:digitalCalibrationExchange/dcx:administrativeData/dcx:coreData/dcx:endPerformanceDate/@value
Inspection LOT order	/dcx:digitalCalibrationExchange/dcx:administrativeData/dcx:coreData/dcx:clientTaskIdentifier/@value
Certificate No	/dcx:digitalCalibrationExchange/dcx:administrativeData/dcx:coreData/dcx:uniqueDocumentIdentifier/@value
performanceLocation	/dcx:digitalCalibrationExchange/dcx:administrativeData/dcx:coreData/dcx:performanceLocation/@value
"01 Object read -10 (Pa)"	//*[@text]="01 Object read -10 (Pa)"/@idx
"02 Object read 20 (Pa)"	//*[@text]="02 Object read 20 (Pa)"/@idx
"03 Object read 50 (Pa)"	//*[@text]="03 Object read 50 (Pa)"/@idx
Uncertainty for 1 cal. Pt.	//*[@measurementConfigRef="config1"][@tableId="calRes0"][@scope="reference"][@quantity="4-14.2 gauge pressure Pa"][@unit="Pa"]/dcx:targetValue/[@idx="1"]/text()
Uncertainty for 1 cal. Pt.	//*[@measurementConfigRef="config1"][@tableId="calRes0"][@scope="reference"][@quantity="4-14.2 gauge pressure Pa"][@unit="Pa"]/dcx:targetValue/[@idx="2"]/text()
Uncertainty for 1 cal. Pt.	//*[@measurementConfigRef="config1"][@tableId="calRes0"][@scope="reference"][@quantity="4-14.2 gauge pressure Pa"][@unit="Pa"]/dcx:targetValue/[@idx="3"]/text()
Reading of the standard 1 cal. Pt.	//*[@measurementConfigRef="config1"][@tableId="calRes0"][@scope="indication"][@quantity="4-14.2 gauge pressure Pa"][@unit="Pa"]/dcx:value/[@idx="1"]/text()
Reading of the standard 1 cal. Pt.	//*[@measurementConfigRef="config1"][@tableId="calRes0"][@scope="indication"][@quantity="4-14.2 gauge pressure Pa"][@unit="Pa"]/dcx:value/[@idx="2"]/text()
Reading of the standard 1 cal. Pt.	//*[@measurementConfigRef="config1"][@tableId="calRes0"][@scope="indication"][@quantity="4-14.2 gauge pressure Pa"][@unit="Pa"]/dcx:value/[@idx="3"]/text()
Reading of the DUT/UUT 1 cal. Pt.	//*[@measurementConfigRef="config1"][@tableId="calRes0"][@scope="indication"][@quantity="4-14.2 gauge pressure Pa"][@unit="Pa"]/dcx:value/[@idx="1"]/text()
Reading of the DUT/UUT 1 cal. Pt.	//*[@measurementConfigRef="config1"][@tableId="calRes0"][@scope="indication"][@quantity="4-14.2 gauge pressure Pa"][@unit="Pa"]/dcx:value/[@idx="2"]/text()
Reading of the DUT/UUT 1 cal. Pt.	//*[@measurementConfigRef="config1"][@tableId="calRes0"][@scope="indication"][@quantity="4-14.2 gauge pressure Pa"][@unit="Pa"]/dcx:value/[@idx="3"]/text()
Error of the UUT	//*[@measurementConfigRef="config1"][@tableId="calRes0"][@scope="bias"][@quantity="4-14.2 gauge pressure Pa"][@unit="Pa"]/dcx:value/[@idx="1"]/text()
Error of the UUT	//*[@measurementConfigRef="config1"][@tableId="calRes0"][@scope="bias"][@quantity="4-14.2 gauge pressure Pa"][@unit="Pa"]/dcx:value/[@idx="2"]/text()
Error of the UUT	//*[@measurementConfigRef="config1"][@tableId="calRes0"][@scope="bias"][@quantity="4-14.2 gauge pressure Pa"][@unit="Pa"]/dcx:value/[@idx="3"]/text()
Uncertainty for 1 cal. Pt.	//*[@measurementConfigRef="config1"][@tableId="calRes0"][@scope="bias"][@dataCategoryRef="value"][@quantity="4-14.2 gauge pressure Pa"][@unit="Pa"]/dcx:expandedUnc
Uncertainty for 1 cal. Pt.	//*[@measurementConfigRef="config1"][@tableId="calRes0"][@scope="bias"][@dataCategoryRef="value"][@quantity="4-14.2 gauge pressure Pa"][@unit="Pa"]/dcx:expandedUnc
Uncertainty for 1 cal. Pt.	//*[@measurementConfigRef="config1"][@tableId="calRes0"][@scope="bias"][@dataCategoryRef="value"][@quantity="4-14.2 gauge pressure Pa"][@unit="Pa"]/dcx:expandedUnc



```

File Edit Selection View Go Run ... Q: master
C:\Users\dbh@dfm.dk> OneDrive - dfm.dk > DCC_Public > DK-DCX-RR > responseDCC_DFM > DCC_pressure.xml > dcdigitalCalibrationExchange > dcdctitle
1 <?xml version="1.0"?>
2 <dcx:digitalCalibrationExchange xmlns:dcx="https://dfm.dk" xmlns:xsi="http://www.w3.org/2001/XMLSchema-instance" st
3 <dcx:title value="request:digitalCalibrationCertificate">...
4 </dcx:title>
5
6 <dcx:administrativeData>...
112 </dcx:administrativeData>
113 <dcx:statementList>...
136 </dcx:statementList>
137 <dcx:equipmentList>...
178 </dcx:equipmentList>
179 <dcx:measurementConfigList>...
208 </dcx:measurementConfigList>
209 <dcx:measurementResultList>...
271 </dcx:measurementResultList>
272 <dcx:embeddedFileList>...
289 </dcx:embeddedFileList>
290 </dcx:digitalCalibrationExchange>

```

dbh@dfm.dk

```
File Edit Selection View Go Run ... Q master
DCR_140000766598-20251010T135229.xml 2 DCC_pressure.xml 2 DK-DCX-RR-25-02-FORCE.xml filedialog.py dcx.xsd howtoMakeDCC.md ...
C:\Users\DBH\DFM> OneDrive - dfm.dk > DCC_Public > DK-DCX-RR > responseDCC_DFM > DCC_pressure.xml > dcdigitalCalibrationExchange > dcdtitle
1 <?xml version="1.0"?>
2 <dcx:digitalCalibrationExchange xmlns:dcx="https://dfm.dk" xmlns:xsi="http://www.w3.org/2001/XMLSchema-instance" sc
3 >
4   <dcx:title value="digitalCalibrationCertificate">...
5 </dcx:title>
6 >
7   <dcx:administrativeData>...
112 </dcx:administrativeData>
113 >
114   <dcx:statementList>...
136 </dcx:statementList>
137 >
138   <dcx:equipmentList>...
178 </dcx:equipmentList>
179 >
180   <dcx:measurementConfigList>...
208 </dcx:measurementConfigList>
209 >
210   <dcx:measurementResultList>...
271 </dcx:measurementResultList>
272 >
273   <dcx:embeddedFileList>...
289 </dcx:embeddedFileList>
290 </dcx:digitalCalibrationExchange>
```

```
File Edit Selection View Go Run ... Q master
DCR_140000766598-20251010T135229.xml 2 DCC_pressure.xml 2 DK-DCX-RR-25-02-FORCE.xml filedialog.py dcx.xsd howtoMakeDCC.md ...
C:\Users\DBH\DFM> OneDrive - dfm.dk > DCC_Public > DK-DCX-RR > DK-DCX-RR-25-01 Pressure > DCR_140000766598-20251010T135229.xml > dcdigitalCalibrationExchange > dcdadministrativeData
1 <?xml version="1.0"?>
2 <dcx:digitalCalibrationExchange xmlns:dcx="https://dfm.dk" xmlns:xsi="http://www.w3.org/2001/XMLSchema-instance" sc
3 >
4   <dcx:title value="digitalCalibrationCertificate">...
5 </dcx:title>
6 >
7   <dcx:administrativeData>
8     <dcx:heading lang="en">Administrative data</dcx:heading>
9     <dcx:coreData>
10       <dcx:uniqueDocumentIdentifier value="140000766598-20251010T131208"/>
11       <dcx:clientTaskIdentifier value="140000766598"/>
12       <dcx:devicesForMeasurement value="ID015970"/>
13       <dcx:issueDate value="2025-10-10"/>
14       <dcx:performanceLocation value="inField"/>
15     </dcx:coreData>
16     <dcx:documentAuthorization>...
20 </dcx:documentAuthorization>
21 >
22     <dcx:client>...
34 </dcx:client>
35 >
36     <dcx:clientBillingInfo>...
44 </dcx:clientBillingInfo>
45 >
46     <dcx:certificateReturnInfo>...
53 </dcx:certificateReturnInfo>
54 </dcx:administrativeData>
55 >
56   <dcx:statementList>...
65 </dcx:statementList>
66 >
67   <dcx:equipmentList>...
89 </dcx:equipmentList>
90 >
91   <dcx:measurementConfigList>...
97 </dcx:measurementConfigList>
98 >
99   <dcx:measurementResultList>...
151 </dcx:measurementResultList>
152 </dcx:digitalCalibrationExchange>
```

```
<?xml version="1.0"?>
<dcx:digitalCalibrationExchange xmlns:dcx="https://dfm.dk" xmlns:xsi="http://www.w3.org/2001/XMLSchema-instance" sc...
</dcx:title>
<dcx:administrativeData>
  <dcx:heading lang="en">Administrative data</dcx:heading>
  <dcx:coreData>
    <dcx:uniqueDocumentIdentifier value="DK-DCX-RR-01-DFM"/>
    <dcx:clientTaskIdentifier value="140000766598"/>
    <dcx:devicesForMeasurement value="ID015970"/>
    <dcx:issueDate value="2025-10-10"/>
    <dcx:performanceLocation value="inField"/>
  </dcx:coreData>
  <dcx:documentAuthorization> ...
</dcx:documentAuthorization>
<dcx:client> ...
</dcx:client>
<dcx:clientBillingInfo> ...
</dcx:clientBillingInfo>
<dcx:certificateReturnInfo> ...
</dcx:certificateReturnInfo>
</dcx:administrativeData>
<dcx:statementList> ...
</dcx:statementList>
<dcx:equipmentList> ...
</dcx:equipmentList>
<dcx:measurementConfigList> ...
</dcx:measurementConfigList>
<dcx:measurementResultList> ...
</dcx:measurementResultList>
</dcx:digitalCalibrationExchange>
```

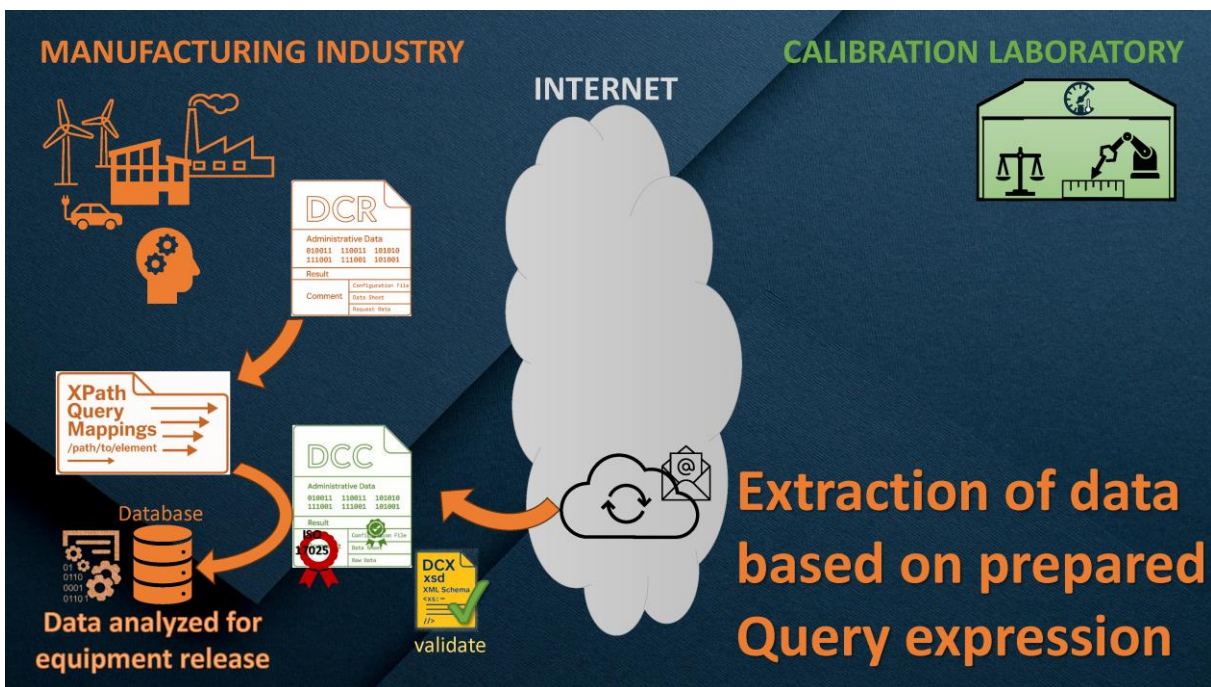
```
<?xml version="1.0"?>
<dcx:digitalCalibrationExchange xmlns:dcx="https://dfm.dk" xmlns:xsi="http://www.w3.org/2001/XMLSchema-instance" sc...
</dcx:title>
<dcx:administrativeData> ...
</dcx:administrativeData>
<dcx:statementList> ...
</dcx:statementList>
<dcx:equipmentList> ...
</dcx:equipmentList>
<dcx:measurementConfigList> ...
</dcx:measurementConfigList>
<dcx:measurementResultList>
  <dcx:heading lang="en">Results</dcx:heading>
  <dcx:calibrationResult tableId="calRes0" measurementConfigRef="config1" numRows="3" numCols="7">
    <dcx:heading lang="en">Calibration of equipment ID015970</dcx:heading>
    <dcx:indexFollowMeasurementSequence value="true"/>
    <dcx:column dataCategoryRef="-" quantity="-" scopes="-" unit="1"> ...
    </dcx:column>
    <dcx:column dataCategoryRef="-" quantity="4-14.2|gauge pressure|Pa" unit="Pa" scope="reference"> ...
    </dcx:column>
    <dcx:column dataCategoryRef="-" quantity="4-14.2|gauge pressure|Pa" unit="Pa" scope="reference"> ...
    </dcx:column>
    <dcx:column dataCategoryRef="-" quantity="4-14.2|gauge pressure|Pa" unit="Pa" scope="indication">
      <dcx:heading lang="en">Indication of DUT</dcx:heading>
      <dcx:value>
    </dcx:value>
    </dcx:column>
    <dcx:column dataCategoryRef="value" quantity="4-14.2|gauge pressure|Pa" unit="Pa" scope="bias"> ...
    </dcx:column>
    <dcx:column dataCategoryRef="value" quantity="4-14.2|gauge pressure|Pa" unit="Pa" scope="bias"> ...
    </dcx:column>
    <dcx:column dataCategoryRef="value" quantity="4-14.2|gauge pressure|Pa" unit="-" scope="reference"> ...
    </dcx:column>
  </dcx:measurementResultList>
</dcx:calibrationResult>
```

```
1 <?xml version="1.0"?>
2 <dcx:digitalCalibrationExchange xmlns:dcx="https://dfm.dk" xmlns:xsi="http://www.w3.org/2001/XMLSchema-instance" sc
3 >
4   <dcx:title value="digitalCalibrationCertificate">...
5 </dcx:title>
6 <dcx:administrativeData>...
112 </dcx:administrativeData>
113 <dcx:statementList>...
136 </dcx:statementList>
137 <dcx:equipmentList>...
178 </dcx:equipmentList>
179 <dcx:measurementConfigList>...
208 </dcx:measurementConfigList>
209 <dcx:measurementResultList>
210   <dcx:heading lang="en">Results</dcx:heading>
211   <dcx:calibrationResult tableId="calRes0" measurementConfigRef="config1" numRows="3" numCols="7">
212     <dcx:heading lang="en">Calibration of equipment ID015970</dcx:heading>
213     <dcx:indexFollowMeasurementSequence value="true"/>
214     <dcx:column dataCategoryRef="-" quantity="-" scopes="-" unit="1">...
221 </dcx:column>
222 <dcx:column dataCategoryRef="-" quantity="4-14.2|gauge pressure|Pa" unit="Pa" scope="reference">...
229 </dcx:column>
230 <dcx:column dataCategoryRef="-" quantity="4-14.2|gauge pressure|Pa" unit="Pa" scope="reference">...
237 </dcx:column>
238 <dcx:column dataCategoryRef="-" quantity="4-14.2|gauge pressure|Pa" unit="Pa" scope="indication">...
239   <dcx:heading lang="en">Indication of DUT</dcx:heading>
240   <dcx:value>
241     <dcx:row idx="1">-10.57</dcx:row>
242     <dcx:row idx="2">19.40</dcx:row>
243     <dcx:row idx="3">49.50</dcx:row>
244   </dcx:value>
245 </dcx:column>
246 <dcx:column dataCategoryRef="value" quantity="4-14.2|gauge pressure|Pa" unit="Pa" scope="bias">...
253 </dcx:column>
254 <dcx:column dataCategoryRef="value" quantity="4-14.2|gauge pressure|Pa" unit="Pa" scope="bias">...
261 </dcx:column>
```

```
1 <?xml version="1.0"?>
2 <dcx:digitalCalibrationExchange xmlns:dcx="https://dfm.dk" xmlns:xsi="http://www.w3.org/2001/XMLSchema-instance" sc
3 >
4   <dcx:title value="digitalCalibrationCertificate">...
5 </dcx:title>
6 <dcx:administrativeData>...
112 </dcx:administrativeData>
113 <dcx:statementList>...
136 </dcx:statementList>
137 <dcx:equipmentList>...
178 </dcx:equipmentList>
179 <dcx:measurementConfigList>...
208 </dcx:measurementConfigList>
209 <dcx:measurementResultList>
210   <dcx:heading lang="en">Results</dcx:heading>
211   <dcx:calibrationResult tableId="calRes0" measurementConfigRef="config1" numRows="3" numCols="7">
212     <dcx:heading lang="en">Calibration of equipment ID015970</dcx:heading>
213     <dcx:indexFollowMeasurementSequence value="true"/>
214     <dcx:column dataCategoryRef="-" quantity="-" scopes="-" unit="1">...
221 </dcx:column>
222 <dcx:column dataCategoryRef="-" quantity="4-14.2|gauge pressure|Pa" unit="Pa" scope="reference">...
229 </dcx:column>
230 <dcx:column dataCategoryRef="-" quantity="4-14.2|gauge pressure|Pa" unit="Pa" scope="reference">...
237 </dcx:column>
238 <dcx:column dataCategoryRef="-" quantity="4-14.2|gauge pressure|Pa" unit="Pa" scope="indication">...
245 </dcx:column>
246 <dcx:column dataCategoryRef="value" quantity="4-14.2|gauge pressure|Pa" unit="Pa" scope="bias">
247   <dcx:heading lang="en">Instrumental bias</dcx:heading>
248   <dcx:value>
249 </dcx:value>
250 </dcx:column>
251 <dcx:column dataCategoryRef="value" quantity="4-14.2|gauge pressure|Pa" unit="Pa" scope="bias">...
258 </dcx:column>
259 <dcx:column dataCategoryRef="value" quantity="4-14.2|gauge pressure|Pa" unit="-" scope="reference">...
266 </dcx:column>
267 </dcx:calibrationResult>
```

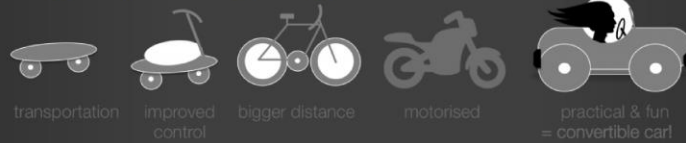
```

1 <?xml version="1.0"?>
2 <dcx:digitalCalibrationExchange xmlns:dcx="https://dfm.dk" xmlns:xsi="http://www.w3.org/2001/XMLSchema-instance" sc
3 <dcx:title value="digitalCalibrationCertificate">...
4 </dcx:title>
5
6 <dcx:administrativeData>...
112 </dcx:administrativeData>
113 <dcx:statementList>...
136 </dcx:statementList>
137 <dcx:equipmentList>...
178 </dcx:equipmentList>
179 <dcx:measurementConfigList>...
208 </dcx:measurementConfigList>
209 <dcx:measurementResultList>
210 <dcx:heading lang="en">Results</dcx:heading>
211 <dcx:calibrationResult tableId="calRes0" measurementConfigRef="config1" numRows="3" numCols="7">
212 <dcx:heading lang="en">Calibration of equipment ID015970</dcx:heading>
213 <dcx:indexFollowMeasurementSequence value="true"/>
214 <dcx:column dataCategoryRef="-" quantity="-" scopes="-" unit="1">...
221 </dcx:column>
222 <dcx:column dataCategoryRef="-" quantity="4-14.2|gauge pressure|Pa" unit="Pa" scope="reference">...
229 </dcx:column>
230 <dcx:column dataCategoryRef="-" quantity="4-14.2|gauge pressure|Pa" unit="Pa" scope="reference">...
237 </dcx:column>
238 <dcx:column dataCategoryRef="-" quantity="4-14.2|gauge pressure|Pa" unit="Pa" scope="indication">...
245 </dcx:column>
246 <dcx:column dataCategoryRef="value" quantity="4-14.2|gauge pressure|Pa" unit="Pa" scope="bias">
247 <dcx:heading lang="en">Instrumental bias</dcx:heading>
248 <dcx:value>
249 <dcx:row idx="1">-0.60</dcx:row>
250 <dcx:row idx="2">-0.60</dcx:row>
251 <dcx:row idx="3">-0.45</dcx:row>
252 </dcx:value>
253 </dcx:column>
254 <dcx:column dataCategoryRef="value" quantity="4-14.2|gauge pressure|Pa" unit="Pa" scope="bias">...
261 </dcx:column>
  
```



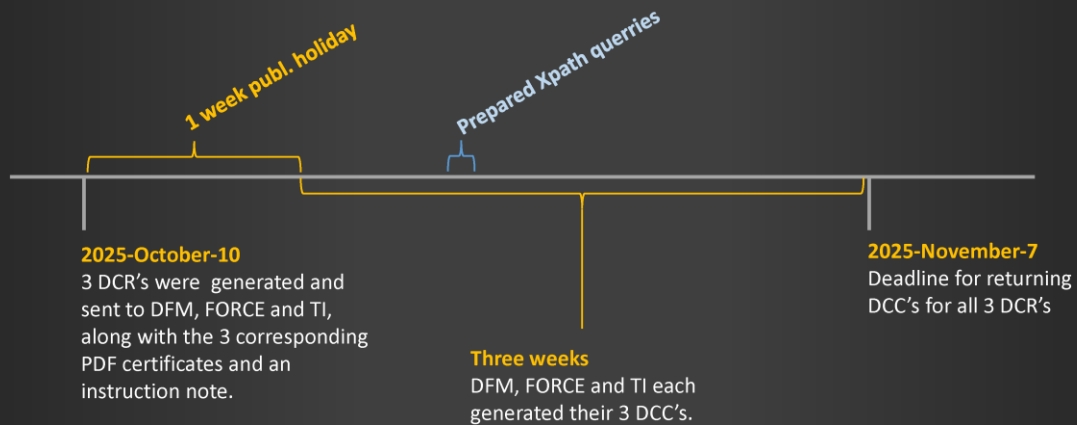
# DCR Round Robin testcase

## Agile prototyping



dbh@dfm.dk

## Timeline of the Pilot study of DCX v1.0.0



dbh@dfm.dk

**Calibration certificate**

**Customer:** Nova Nordisk A/S  
Brennum Park  
258  
3400 Hillerød

**Object:** Pressure gauge  
**Manufacturer:** Fischer  
**Type:** DE49  
**Serial no.:**  
**Internal no.:**  
**Revision:**

**Date of calibration:** 2025-09-23  
**Place of calibration:**  
**Calibrated by:**  
**Environment:** Temperature 20±0.1°C, humidity 42±25%rh

**Meas. Uncertainty:**  
**Traceability:**

**Approved and digitally signed by:**

**Result 1\_Pa**

True meas. value (Pa)	Subject meas. value (Pa)	Hysteresis (Pa)	Repeatability (Pa)	Error (Pa)	Uncertainty of reading (Pa)	Measurement uncertainty (Pa)
0.07	10.51	0.02	0.02	-0.09	0.1	± 0.10
20.00	19.49	0.02	0.00	-0.09	0.1	± 0.38
40.00	40.28	-0.02	0.00	-0.47	0.1	± 0.39

**Result 1\_Pa**

**Notes Pressure**  
Friday, 10 October 2025 13:32

Use own logo  
Use own acc. no.  
Use a different cert. no.

DFM: DK-DCX-RR-25-01-DFM  
FORCE: DK-DCX-RR-25-01-FORCE  
Teknologisk: DK-DCX-RR-25-01-TI

Customer: Use DCR info  
Object: Use DCR info  
Date of calibration 2025-10-28  
Calibrated by: Use of calibrated by  
Measurement Uncertainty: Use own text  
Traceability: Use on text  
Graph: Optional / Use on graph

Required data  
ID no  
Calibration date  
Inspection LOT order  
Certificate no

For each calibration points  
Indication UUT  
Indication working standard  
Calibration uncertainty

dbh@dfm.dk

## DCX supporting software

Mapping tool for building XPath queries and to fully automate extraction of data based on the Xpaths

The screenshot shows a software interface with a table of XPath queries and their corresponding data extraction results. The table has columns for XPath, dataCategory, dataCategoryRef, quantity, unit, quantityUnitDefina, and Query result. The queries are used to extract various calibration parameters and measurement data from PDF certificates.

# DK-DCX-RR-25-01 Pressure

### DTI:

email: Software error has subsequently been fixed. Number of significant digits is not validated by the schema.

### FORCE Technology :

Certificate number was not updated. Renamed the rowTags and hindering mapping of data through these. In this case mapping to the target values was the robust choice.

```
<dcx:rowTag>
<dcx:row idx="1">01 Objekt aflast -10 (Pa)</dcx:row>
<dcx:row idx="2">02 Objekt aflast 20 (Pa)</dcx:row>
<dcx:row idx="3">03 Objekt aflast 50 (Pa)</dcx:row>
</dcx:rowTag>
```

dbh@dfrm.dk

Description	DCR - Novo Nordisk A/S	DCC - DFM A/S	DCC - FORCE Technology	DCC - DTI
Cusomter - Name	Novo Nordisk A/S	Novo Nordisk A/S	Novo Nordisk A/S	Novo Nordisk A/S
Cusomter - contact - email	hefo@novonordisk.com	hefo@novonordisk.com	hefo@novonordisk.com	ERROR not Found
Provider Name	n.a.	DFM A/S	FORCE Technology	Danish Technological Institute
Document Authorizer	Heidi Foldal	Søren Kynde	Andreas Lyndrup Jensen	Martin Østerlund
Applicability code	n.a.	wholly	wholly	wholly
Accreditation Body	n.a.	DANAK	DANAK	DANAK
Accreditation Nr	n.a.	255	9	200
ID no of equipment	ID015970	ID015970	ID015970	ID015970
Date of Calibration	n.a.	2025-10-28	2025-10-28	2025-10-28
Inspection LOT order	140000766598	140000766598	140000766598	140000766598
Certificate No	140000766598-20251010T131208	DK-DCX-RR-25-01-DFM	140000766598-20251010T131208	DK-DCX-RR-25-01-TI
performanceLocation	inField	inField	atProvider	inField
"01 Object read -10 (Pa)"	1	1	ERROR not Found	1
"02 Object read 20 (Pa)"	2	2	ERROR not Found	2
"03 Object read 50 (Pa)"	3	3	ERROR not Found	3
"-10"	1	1	1	1
"20"	2	2	2	2
"50"	3	3	3	3
01 Object read -10 (Pa)	01 Object read -10 (Pa)	01 Object read -10 (Pa)	01 Objekt aflast -10 (Pa)	01 Object read -10 (Pa)
02 Object read 20 (Pa)	02 Object read 20 (Pa)	02 Object read 20 (Pa)	02 Objekt aflast 20 (Pa)	02 Object read 20 (Pa)
03 Object read 50 (Pa)	03 Object read 50 (Pa)	03 Object read 50 (Pa)	03 Objekt aflast 50 (Pa)	03 Object read 50 (Pa)
Uncertainty for 1 cal. Pt.	-10	-10	-10	-10
Uncertainty for 1 cal. Pt.	20	20	20	20
Uncertainty for 1 cal. Pt.	50	50	50	50
Reading of the standard 1 cal. Pt.	n.a.	-10.57	-10.57	-10.57
Reading of the standard 1 cal. Pt.	n.a.	19.40	19.40	19.4
Reading of the standard 1 cal. Pt.	n.a.	49.50	49.50	49.5
Reading of the DUT/UUT 1 cal. Pt.	n.a.	-10.57	-10.57	-10.57
Reading of the DUT/UUT 1 cal. Pt.	n.a.	19.40	19.40	19.4
Reading of the DUT/UUT 1 cal. Pt.	n.a.	49.50	49.50	49.5
Error of the UUT	n.a.	-0.60	-0.60	-0.6
Error of the UUT	n.a.	-0.60	-0.60	-0.6
Error of the UUT	n.a.	-0.45	-0.45	-0.45
Uncertainty for 1 cal. Pt.	n.a.	0.40	0.40	0.4
Uncertainty for 1 cal. Pt.	n.a.	0.38	0.38	0.38
Uncertainty for 1 cal. Pt.	n.a.	0.39	0.39	0.39



## Notes - Ring Gauge

Friday, 10 October 2025 14:26

Use own logo  
Use own acc. no.

Use cert. no.  
DFM: DK-DCX-RR-25-02-DFM  
FORCE: DK-DCX-RR-25-02-FORCE  
Teknologisk: DK-DCX-RR-25-02-TI

Customer: Use DCR info  
Object: Use DCR info  
Period (Received date): 2025-10-21  
Date of calibration 2025-10-28  
Calibrated by: Use own employee  
Signatory: Use own employee  
Measurement Uncertainty text: Use own text  
Traceability: Use on text  
Graph: Optional / Use on graph

Required data  
ID no  
Calibration date  
Inspection LOT order  
Certificate no

For each calibration points  
Indication UUT: 2.17 mm <-- 2.17 mm added to no  
Indication working standard  
Calibration uncertainty

# DK-DCX-RR-25-02 Ring gauge geometry

## DTI:

rowTag was altered by removing " " in the tag. In this case mapping was done on idx - number. The reference and indication data was interchanged – human error.

## FORCE Technology :

rowTags was altered by removing UUT. In this case mapping was done on idx - number. Unit was changed on half of the data → ERROR not Found

dbh@dfm.dk

Description	DCR - Novo Nordisk A/S	DCC - DFM A/S	DCC - FORCE Technology	DCC - DTI
Customer - Name	Novo Nordisk A/S	Novo Nordisk A/S	Novo Nordisk A/S	Novo Nordisk A/S
Customer - contact - email	HEFO@novonordisk.com	HEFO@novonordisk.com	HEFO@novonordisk.com	ERROR not Found
Laboratory Name	n.a.	DFM A/S	FORCE Technology	Danish Technological Institute
Calibration Laboratory code No	n.a.	255	9	200
Document Authorizer	Heidi Foldal	Søren A.R. Kynde	Andreas Lyndrup Jensen	Martin Østerlund
Applicability code	n.a.	wholly	wholly	wholly
Accreditation Body	n.a.	DANAK	DANAK	DANAK
Accreditation Nr	n.a.	255	9	200
ID no of equipment	1363138	1363138	1363138	1363138
Date of Calibration	n.a.	2025-10-28	2025-10-09	2025-10-28
Inspection LOT order	140000785854	140000785854	140000785854	140000785854
Certificate No	140000785854-202510101141146	DK-DCX-RR-25-02-DFM	140000785854-202510101141146	DK-DCX-RR-25-02-TI
performanceLocation	atProvider	atProvider	atProvider	atProvider
idx1	1	1	1	1
idx2	2	2	2	2
idx3	3	3	3	3
idx4	4	4	4	4
idx5	5	5	5	5
idx6	6	6	6	6
T01	01 UUT reading at Diameter A 0°-180°	01 UUT reading at Diameter A 0°-180°	01 reading at Diameter A 0°-180°	01 UUT reading at Diameter A 0°-180°
T02	02 UUT reading at Diameter B 0°-180°	02 UUT reading at Diameter B 0°-180°	02 reading at Diameter B 0°-180°	02 UUT reading at Diameter B 0°-180°
T03	03 UUT reading at Diameter C 0°-180°	03 UUT reading at Diameter C 0°-180°	03 reading at Diameter C 0°-180°	03 UUT reading at Diameter C 0°-180°
T04	04 UUT reading at Diameter A 90°-270°	04 UUT reading at Diameter A 90°-270°	04 reading at Diameter A 90°-270°	04 UUT reading at Diameter A 90°-270°
T05	05 UUT reading at Diameter B 90°-270°	05 UUT reading at Diameter B 90°-270°	05 reading at Diameter B 90°-270°	05 UUT reading at Diameter B 90°-270°
T06	06 UUT reading at Diameter C 90°-270°	06 UUT reading at Diameter C 90°-270°	06 reading at Diameter C 90°-270°	06 UUT reading at Diameter C 90°-270°
O1REF	2.1702	2.1702	2.1702	2.17
O2REF	2.1701	2.1701	2.1701	2.17
O3REF	2.1703	2.1703	2.1703	2.17
O4REF	2.1702	2.1702	2.1702	2.17
O5REF	2.1701	2.1701	2.1701	2.17
O6REF	2.1703	2.1703	2.1703	2.17
O1UUT	2.17	2.17	2.17	2.1702
O2UUT	2.17	2.17	2.17	2.1701
O3UUT	2.17	2.17	2.17	2.1703
O4UUT	2.17	2.17	2.17	2.1702
O5UUT	2.17	2.17	2.17	2.1701
O6UUT	2.17	2.17	2.17	2.1703
O1ERR	-0.0002	-0.0002	ERROR not Found	0.0002
O2ERR	-0.0001	-0.0001	ERROR not Found	0.0001
O3ERR	-0.0003	-0.0003	ERROR not Found	0.0003
O4ERR	-0.0002	-0.0002	ERROR not Found	0.0002
O5ERR	-0.0001	-0.0001	ERROR not Found	0.0001
O6ERR	-0.0003	-0.0003	ERROR not Found	0.0003
O1U	0.0008	0.0008	ERROR not Found	0.8
O2U	0.0008	0.0008	ERROR not Found	0.8
O3U	0.0008	0.0008	ERROR not Found	0.8
O4U	0.0008	0.0008	ERROR not Found	0.8
O5U	0.0008	0.0008	ERROR not Found	0.8
O6U	0.0008	0.0008	ERROR not Found	0.8

**Calibration Certificate**  
Certificate No. [REDACTED]

**Customer:**  
Company: Novo Nordisk A/S  
Address: Bismarck Park  
3400 Hillwood  
Requester: NDS Skanning  
Requester ID: N/A

**Equipment ID:** Tag nr.: 1695520  
N/A

**Equipment Type:** Hygro Smart Sensor

**Comments:**  
Calibrated according to attached NH doc: 00877633

**Method / Parameters:**  
Receiving date: 2025-06-03  
Calibration start date: 2025-06-10  
Calibration end date: 2025-06-10  
Calibration location: MS-lab

**Units:**  
RH: %RH  
dP: ±1.0°C

**Environment:**  
Equipment No.: MNI-0130  
Temperature: 24.25 °C  
Ref. Humidity: n/a %RH  
Barom. Pressure: 1011 hPa

**Reference equipment - Calibrations:**

Equipment No.	Description	Traceability	Calibration Date
[REDACTED]	Robotic HCPS-5	DANAK	2025-05-20
[REDACTED]	Fluke 5627A	DANAK	2025-05-13
[REDACTED]	Robotic Hygrogen 2	N/A	

Auth: [REDACTED] Approved by: [REDACTED]

Page 1 / 2

**Calibration Certificate**  
Certificate No. [REDACTED]

**As received**

Point:	RH	True Value	Indicated	Error	Uncertainty	Error + Uncertainty
	°C	%RH	%RH	%RH	%RH	%RH
10	22	10.0	13.63	3.63	1.4	5.03
45	22	45.0	46.55	1.55	1.4	2.95
80	22	80.0	79.16	-0.84	1.4	-2.24
	°C	%RH	°C	°C	°C	°C
8	45	7.991	8.23	0.239	0.17	0.409
22	45	22.009	22.27	0.261	0.17	0.431
35	45	35.049	35.30	0.251	0.17	0.421

**Comments:**  
Parameter A: 10000 [0-0.000, °C]  
Parameter A: 10000 [0-0.000, %RH]

\*The uncertainty is multiplied by a coverage factor k=2, providing a level of confidence of approximately 95% (GUM 4:6)  
†By the inclusion of the same sign is used for increased coverage.  
This certificate may not be reproduced other than in full, except with the prior written consent of Medica Support A/S.  
The results only relate to the equipment listed.

Page 2 / 2

## Notes - Hygro smart sensor

Tuesday, 14 October 2025 10:46

Use own logo  
Use own acc. no.

Use cert. no.  
DFM: DK-DCX-RR-25-03-DFM  
FORCE: DK-DCX-RR-25-03-FORCE  
Teknologisk: DK-DCX-RR-25-03-TI

Customer: Use DCR info  
Object: Use DCR info  
Period (Received date): 2025-10-21  
Date of calibration 2025-10-28  
Calibrated by: Use own employee  
Signatory: Use own employee  
Measurement Uncertainty text: Use own text  
Traceability: Use on text  
Graph: Optional / Use on graph

Required data  
ID no  
Calibration date  
Inspection LOT order  
Certificate no

For each calibration points  
Indication UUT  
Indication working standard  
Calibration uncertainty

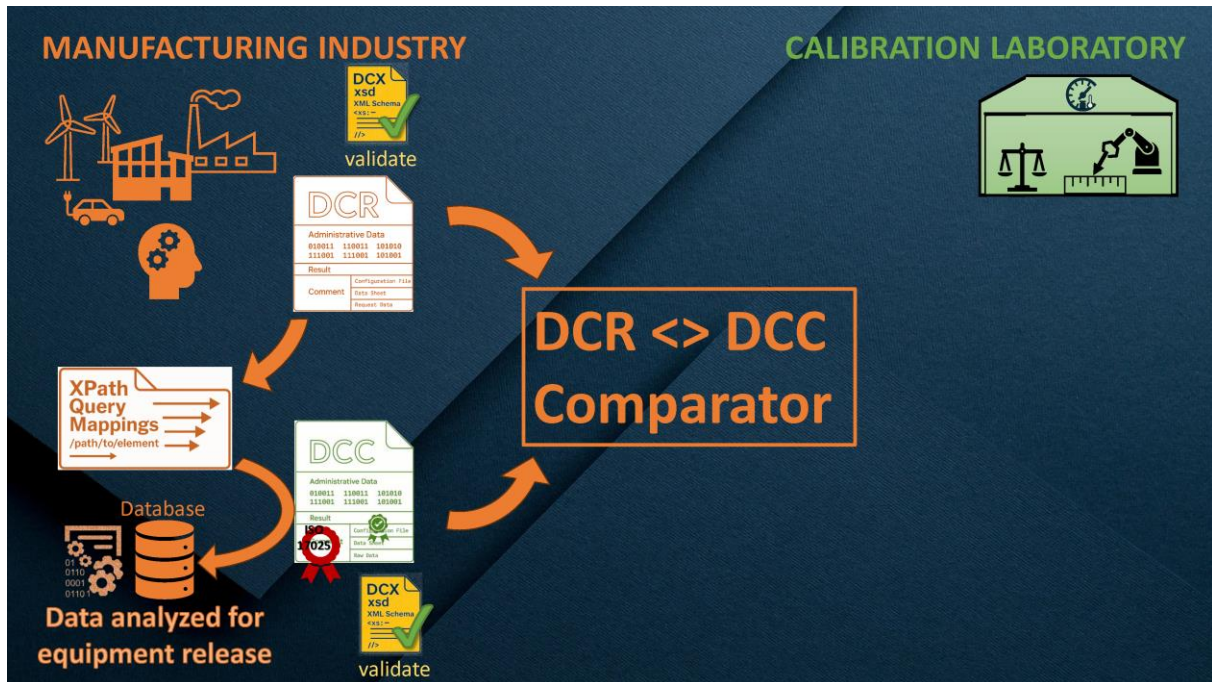
Description	DCC - Novo Nordisk A/S	DCC - DFM A/S	DCC - FORCE Technology	DCC - DTI
Customer - Name	Novo Nordisk A/S	Novo Nordisk A/S	Novo Nordisk A/S	Novo Nordisk A/S
Customer - contact - email	HEFO@novonordisk.com	HEFO@novonordisk.com	HEFO@novonordisk.com	<b>ERROR not found</b>
Laboratory Name	n.a.	DFM A/S	FORCE Technology	Danish Technological Institute
Calibration Laboratory code No	n.a.	255	9	200
Document Authorizer	Heldi Feldal	Søren Kynde	Andreas Lyndrup Jensen	Martin Østerlund
Applicability code	n.a.	wholly	wholly	wholly
Accreditation Body	n.a.	DANAK	DANAK	DANAK
Accreditation Nr	n.a.	255	9	200
ID no of equipment	1695520	1695520	1695520	1695520
Date of Calibration	n.a.	2025-10-28	2025-06-10	2025-10-28
Inspection LOT order	140000793877	140000766598	140000793877	140000793877
Certificate No	140000793877-20251010T145011	DK-DCC-RR-25-03-DFM	140000793877-20251010T145011	DK-DCC-RR-25-03-TI
performanceLocation	afProvider	afProvider	afProvider	afProvider
idk1	1	1	1	1
idk2	2	2	2	2
idk3	3	3	3	3
idk4	1	1	1	1
idk5	2	2	2	2
idk6	3	3	3	3
T01	01 Indicated []	01 Indicated []	01 Indicated []	01 Indicated []
T02	02 Indicated []	02 Indicated []	02 Indicated []	02 Indicated []
T03	03 Indicated []	03 Indicated []	03 Indicated []	03 Indicated []
O1TV-RH	59	59	59	59
O2TV-RH	45	45	45	45
O3TV-RH	80	80	80	80
O1TV-Temp	22	22	22	22
O2TV-Temp	22	22	22	22
O3TV-Temp	22	22	22	22
O3REF	-	10.0	10.0	10
O2REF	-	45.0	45.0	45
O3REF	-	80.0	80.0	80
O1UUT	-	13.63	13.63	13.63
O2UUT	-	1.55	46.55	46.55
O3UUT	-	79.16	79.16	79.16
O1ERR	-	3.63	3.63	3.63
O2ERR	-	1.55	1.55	1.55
O3ERR	-	-0.84	0.84	-0.84
O1U	-	1.4	1.4	1.4
O2U	-	1.4	1.4	1.4
O3U	-	1.4	1.4	1.4
T04	04 Indicated []	04 Indicated []	04 Indicated []	04 Indicated []
T05	05 Indicated []	05 Indicated []	05 Indicated []	05 Indicated []
T06	06 Indicated []	06 Indicated []	06 Indicated []	06 Indicated []
O4TV-RH	45	45	45	45
O5TV-RH	45	45	45	45
O6TV-RH	45	45	45	45
O4TV-Temp	8	8	8	8
O5TV-Temp	22	22	22	22
O6TV-Temp	35	35	35	35
O4REF	-	7.991	7.991	7.991
O5REF	-	22.009	22.009	22.009
O6REF	-	35.049	35.049	35.049
O4UUT	-	8.23	8.23	8.23
O5UUT	-	22.27	22.27	22.27
O6UUT	-	35.30	35.30	35.5
O4ERR	-	0.24	0.239	0.239
O5ERR	-	0.26	0.261	0.261
O6ERR	-	0.26	0.261	0.261
O4U	-	0.17	0.17	0.17
O5U	-	0.17	0.17	0.17
O6U	-	0.17	0.17	0.17

dbh@dfm.dk

## Learnings from the Round Robin

- ✓ Process for requesting and extracting of data was over all successful.
- ÷ Challenges experienced:
  - Not clear to laboratories that client's rowTag was not to be changed.
    - On client side this resulted in inability to locate the corresponding row.
  - One laboratory did not change dcx:uniqueDocumentIdentity, for certificate number
  - One laboratory changed units in a certificate from mm → μm, i.e. data could not be found by xpath.

dbh@dfm.dk



## Conclusion & Outlook

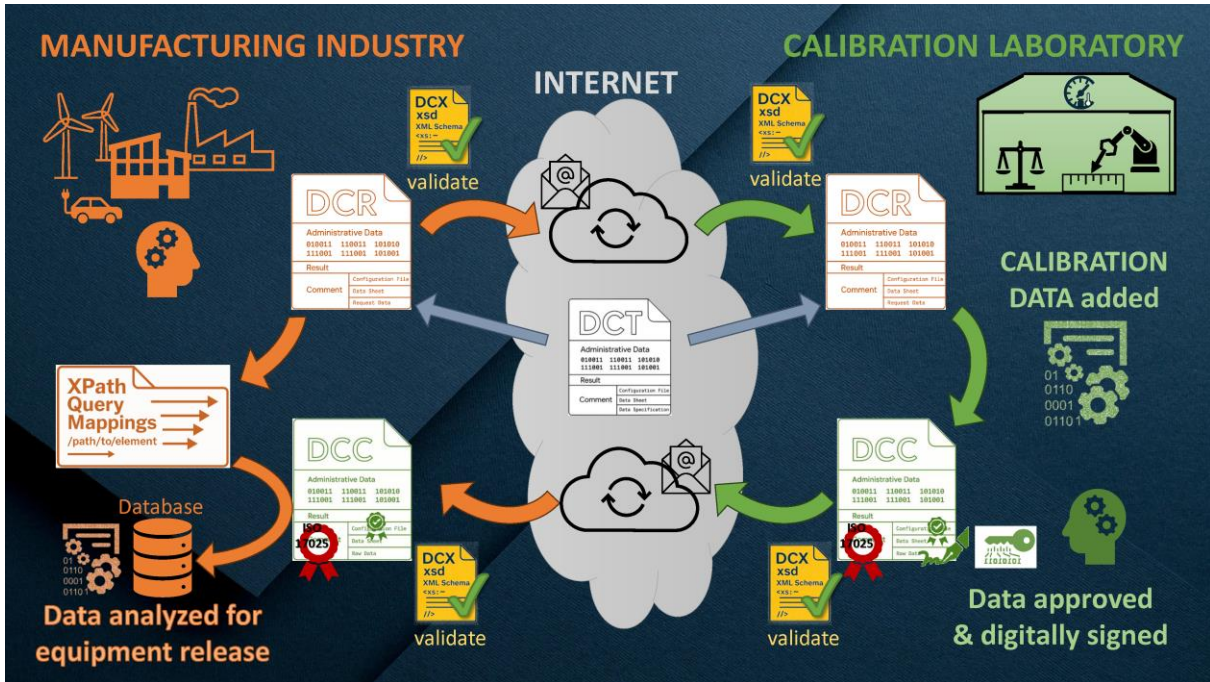
DCR Round Robins are a good process for:

- a. Gaining more experience
- b. Strengthen the process e.g. generation: DCR and Xpath's
- c. Test scalability: Increase number of areas, providers and clients  
areas: more geometry, mass-balances, weights, flow, temperature, humidity, multimeter

*DCX improvements:*

- a. Strengthening of schema validated internal IDREF pointers (ready for release)
- b. Add attribute, describing action for an element :  
@inDCC: 'edit', 'readOnly' or 'delete'
- c. Develop DCR <=> DCC comparator

dbh@dfm.dk



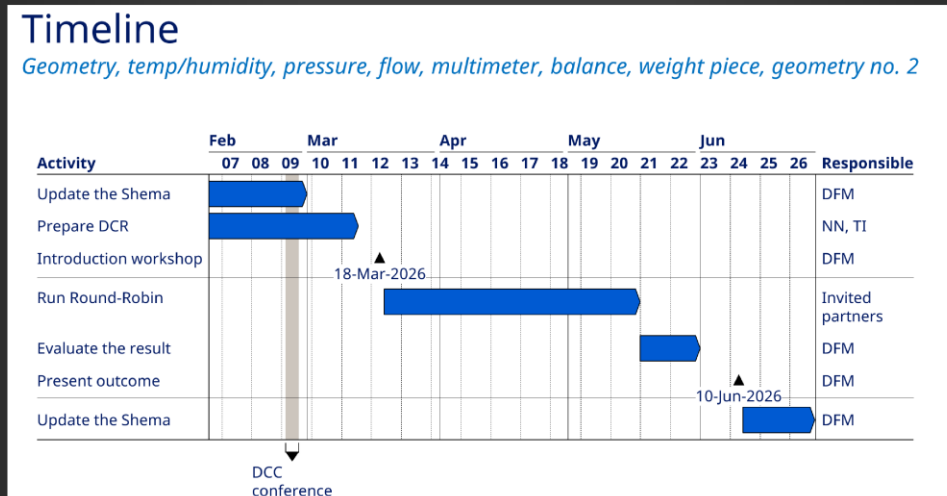
## 2nd DCR Round Robin Running first half of 2026

(Expanding participants and certificate types, but single DCR provider)

## 3rd DCR Round Robin Running second half of 2026

(Expanding participants and DCR providers)

If interested write to  
[srk@dfm.dk](mailto:srk@dfm.dk) | [dbh@dfm.dk](mailto:dbh@dfm.dk)



dbh@dfm.dk

# Thank You

**Danish collaboration partners:**

Novo Nordisk: Heidi Foldal, Aykurt Altintas, Jan Laursen, Johan Schroll-Flaischer

FORCE Technology: Ahmed Khan Leghari, Andreas Lyndrup Jensen, ...

Teknologisk Institut: Jonas Vind, Peter Friis Østergaard, Jan Nielsen, ...

Contact: David Balslev-Harder (dbh@dfm.dk)

dbh@dfm.dk

Day 2 2026-02-25 Wednesday

Parallel Session “DCC Tools and Development I”

Session Chair: James Fedchak

020 Lisa Busser:  
Importing a DCC with the help of Globally Unique Identifiers

Presenting author: Lisa Busser [1]

Email: [lisa.busser@maro.de](mailto:lisa.busser@maro.de)

Additional authors:

- Robert Matzinger [1] [robert.matzinger@maro.de](mailto:robert.matzinger@maro.de),
- M. Busser [1]

Institute:

[1] MARO Elektronik, Silvanerweg 6, Brezenheim, 55559, Germany

Keywords: Import, GUID, Automatization, Interoperability

## Abstract

This presentation will focus primarily on the import of DCCs with the aim of further increasing the degree of automation.

Therefore, this presentation uses a brief demonstration in ScalesNet, a software for mass calibration, to show how the use of Globally Unique Identifiers (GUIDs) has significantly increased the efficiency and the degree of automation of the data import. To demonstrate the use case of GUIDs and the potential to further increase the degree of automation, thereby enabling faster data processing and reducing human interaction two different installations will be used for simulating the calibration laboratory and the customer to whom the DCC is send. The goal is to show a minimalistic easy-to-understand example within an existing application to demonstrate the benefits of GUIDs from the user's perspective.

Furthermore, the technical aspect is examined. It will be shown how the GUIDs were embedded into the existing XML-schema and what local management of the GUIDs is necessary to enable the decentralized chaining of database entries between different installations and even different software products to improve the interoperability whose positive effects were already shown in the initial demonstration. This approach does not explicitly concern the specific measured values, but rather the exchange and import of all other types of data that are also part of the DCC. In other words, the types of data for which text or numbers were entered manually into the local database at some point which applies not only to administrative details

such as customer names or addresses, but also to descriptions of individual test objects, such as their design or material.

The examples and demonstration are tailored to mass metrology, as ScalesNet is a software for calibrating mass, but the approach and handling of GUIDs is analogous for all other types of DCCs.

## [Presentation #020 of Lisa Busser](#)

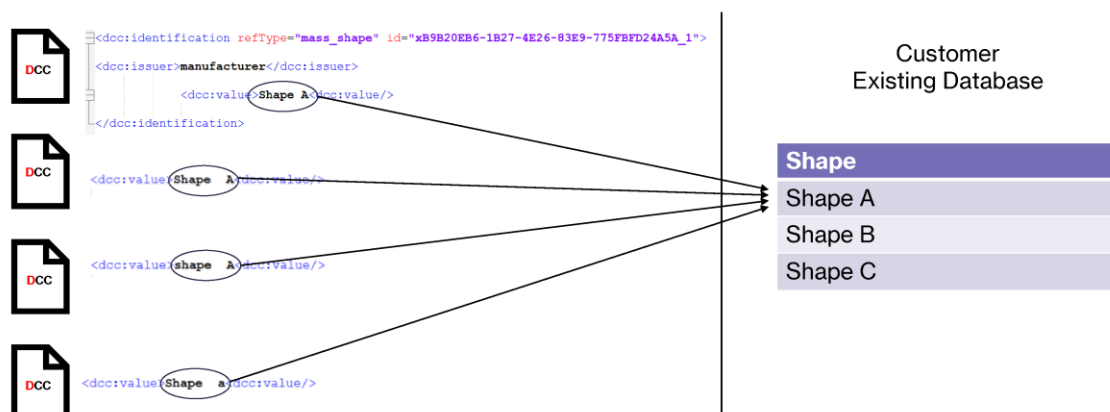


# IMPORTING A DCC WITH THE HELP OF GLOBALLY UNIQUE IDENTIFIERS

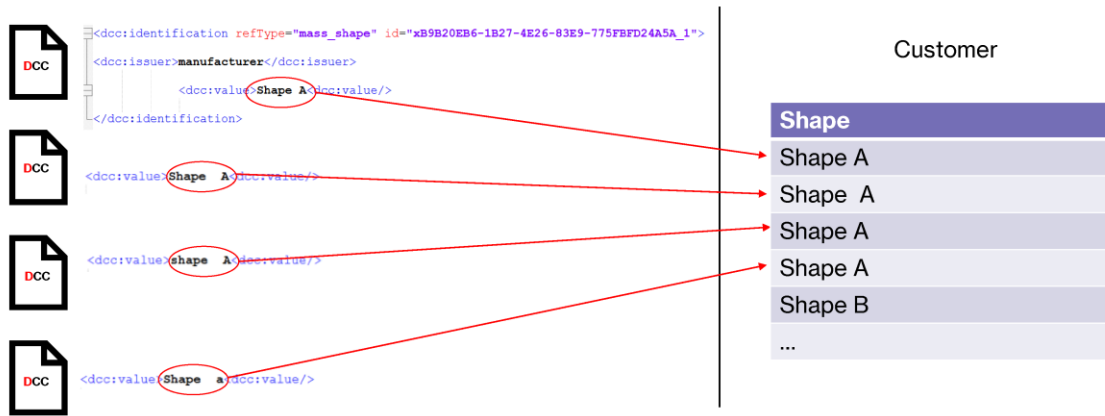
Lisa Busser, MARO Elektronik



## Why is importing so difficult



# Why is importing so difficult

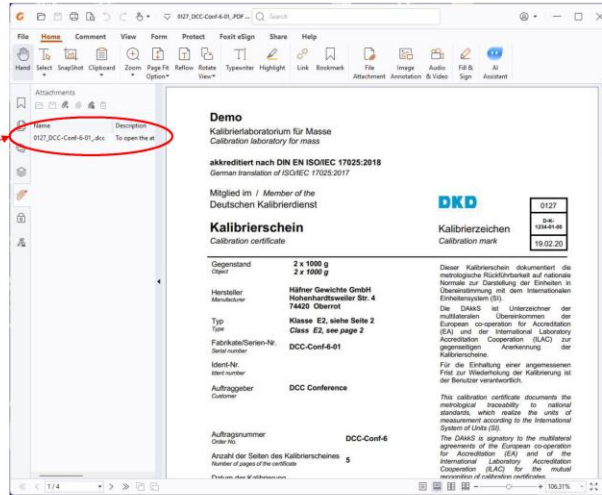


## DEMO IMPORT WITH GUID

Weighing results are all simulated

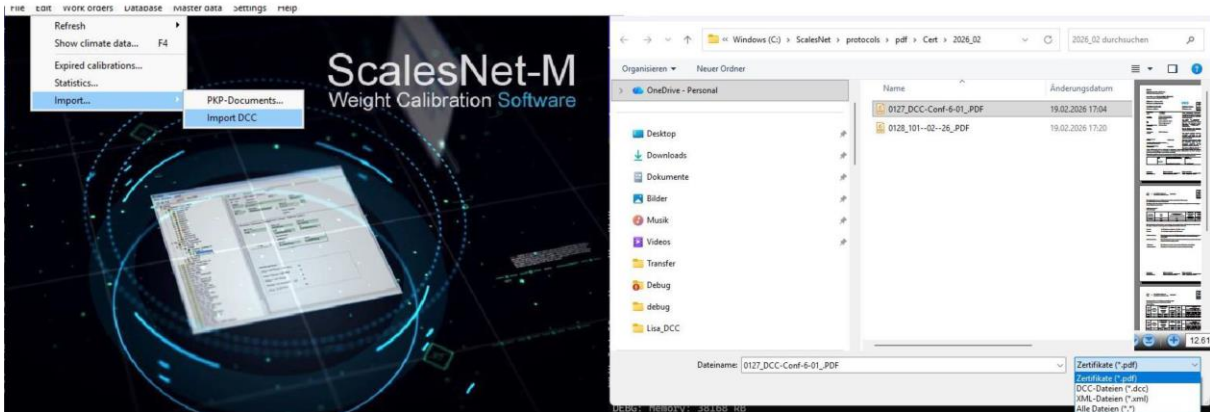
# Calibration Certificate with attached DCC

Attached DCC



# IMPORT DCC

Receiver side



## IMPORT DATA

Contents of the digital calibration certificate

ReportNr 0127 Datum 19.02.2026

Object 2 x 1000 g Specification: OIML R111, Class: E2, Method: ABBA

Certificate is new

0127\_DCC-Conf-6-01\_dcc

Calibration results

DCC-Conf-6-01	F/L	Nominal value	Marking	Shape	Material	MCP	U(MCP)	delta MCP	MP	U(MP)	delta MP	Class	Method	Temperature
1	AsF	1000 g	3	Knob	Special Steel	1.00000041900 kg	+0.17214319	+0.0000004191 kg	1.00000042500 kg	+1.11657575	+0.0000004249 kg	E2	ABBA	293.853 K
	AsL					1.00000041900 kg	+0.17214319	+0.0000004191 kg	1.00000042500 kg	+1.11657575	+0.0000004249 kg	E2	ABBA	293.853 K
2	AsF	1000 g	2	Knob	Special Steel	0.99999941540 kg	+0.17277188	-0.0000005846 kg	0.99999942120 kg	+1.11208737	-0.0000005789 kg	E2	ABBA	294.112 K
	AsL					0.99999941540 kg	+0.17277188	-0.0000005846 kg	0.99999942120 kg	+1.11208737	-0.0000005789 kg	E2	ABBA	294.112 K

Assignments

- Order
- Customer
- Serial No
- Vendor
- Owner

Legend

- self-generated
- known
- unknown

Close Importieren Save document... Open document...

Already got an DCC from this lab containing these Data.  
Match in receiver-database is already done.

## IMPORT DATA

Contents of the digital calibration certificate

ReportNr 0127 Datum 19.02.2026

Object 2 x 1000 g Specification: OIML R111, Class: E2, Method: ABBA

Certificate is new

0127\_DCC-Conf-6-01\_dcc

Calibration results

DCC-Conf-6-01	F/L	Nominal value	Marking	Shape	Material	MCP	U(MCP)	delta MCP	MP	U(MP)	delta MP	Class	Method	Temperature
1	AsF	1000 g	3	Knob	Special Steel	1.00000041900 kg	+0.17214319	+0.0000004191 kg	1.00000042500 kg	+1.11657575	+0.0000004249 kg	E2	ABBA	293.853 K
	AsL					1.00000041900 kg	+0.17214319	+0.0000004191 kg	1.00000042500 kg	+1.11657575	+0.0000004249 kg	E2	ABBA	293.853 K
2	AsF	1000 g	2	Knob	Special Steel	0.99999941540 kg	+0.17277188	-0.0000005846 kg	0.99999942120 kg	+1.11208737	-0.0000005789 kg	E2	ABBA	294.112 K
	AsL					0.99999941540 kg	+0.17277188	-0.0000005846 kg	0.99999942120 kg	+1.11208737	-0.0000005789 kg	E2	ABBA	294.112 K

Assignments

- Order
- Customer
- Serial No
- Vendor
- Owner

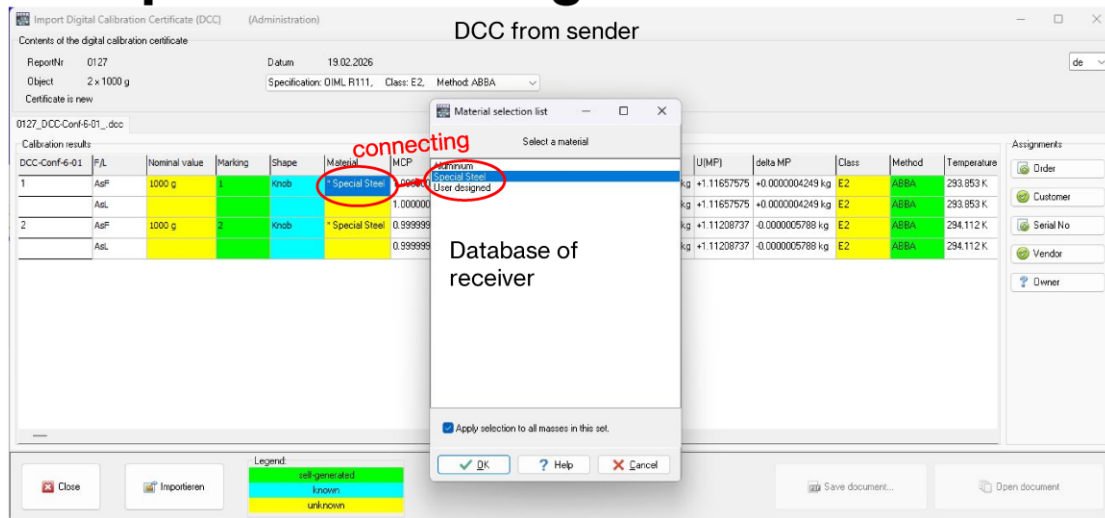
Legend

- self-generated
- known
- unknown

Close Importieren Save document... Open document...

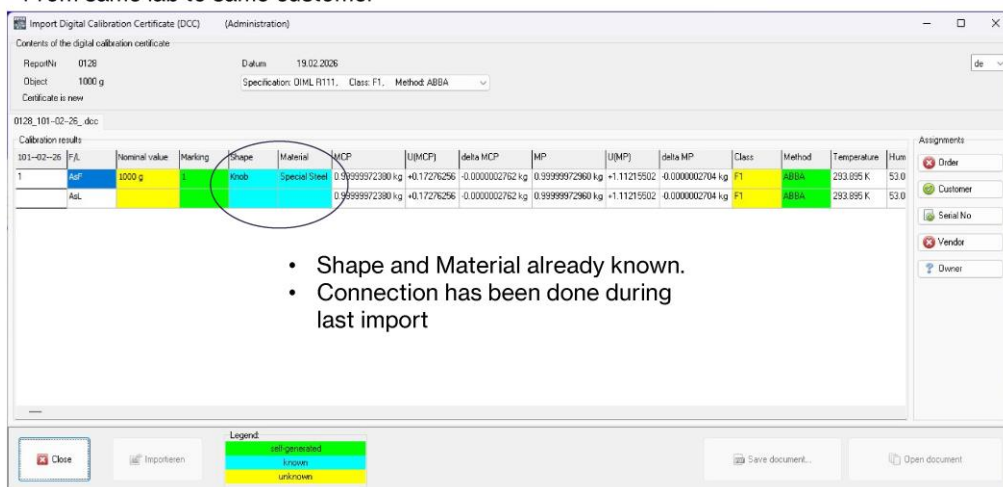
New Datapoints for receiver.  
Match in Database must be done manually once at first sight.

# Import: connecting entries



# Import: 2 DCC

From same lab to same customer



## — Benefits of using GUIDs

- Reduce duplications in Database
- Reduce human Interaction
- Higher grade of automatization
- Decentralised architecture
  - No central observer needed
  - No website for registration needed
  - No central resources or maintenance required
- Everyone can generate them

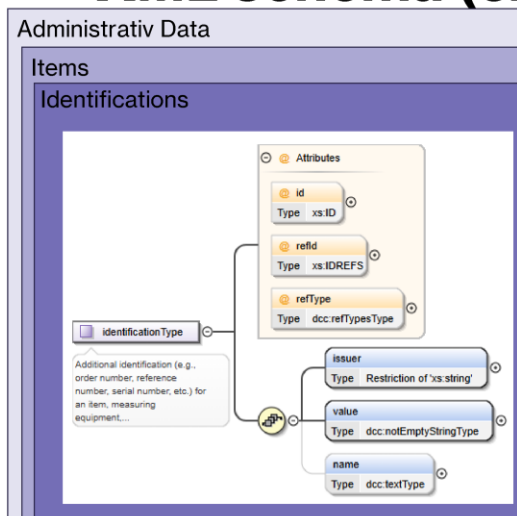
## — What is a GUID

- Globally Unique Identifier or Universally Unique Identifier
- UUIDv4: 128 bit [122 Bit are random]
- $2^{122} \approx 5,3 \times 10^{36}$  possibilities
- unique assignment

„It's more likely for e meteor to hit the computer running the program, blowing it up, than for a UUID to collide. So if you want 100% fail proof program you should solve the meteor defence problem before you start digging into handling UUID collisions“

Stackoverflow, gbtimmon, Jul,18 2018

## XML schema (example: shape)



- Constraints for Attribute „id“ in DCC
- Must begin with a letter
  - Must be unique within one DCC

## Modify GUIDs to fit into schema

```
<dcc:identification refType="mass_shape"
  id="xF64656DA-5638-4A30-B910-9875309835BD_3">
```

Insert prefix "x"

- ✓ id must begin with letter

Suffix:

- Counting multiple use of same ID "\_X"
- "af" = as found
- "al" = as left
- ✓ id must be unique
- ID can be used with different suffixes for multiple occurrences of same information e.g. same shape of multiple weights

## GUIDs in use

```

</dcc:coreData>
<dcc:items>
  <dcc:name>...
</dcc:name>
  <dcc:equipmentClass id="x3E32B73E-33B1-4F16-A053-F38BFAAF97EF">...
</dcc:equipmentClass>
  <dcc:description>...
</dcc:description>
  <dcc:manufacturer id="x1F024F95-9D3E-4404-AE7B-3E79785308D7">...
</dcc:manufacturer>
  <dcc:identifications>
    <dcc:identification id="xF7203FE5-2EAA-4554-827F-C9AA77175BF4">...
  </dcc:identification>
</dcc:identifications>
  <dcc:item id="x3349891E-FE2E-4247-892E-A6E9E6A7A92C">...
</dcc:item>
</dcc:items>
<dcc:calibrationLaboratory>...
</dcc:calibrationLaboratory>
<dcc:respPersons>...
</dcc:respPersons>
<dcc:customer id="x374CA195-CBA6-4354-ADBD-9BFAED6E45EF">...
</dcc:customer>
<dcc:statements>...
</dcc:statements>
</dcc:administrativeData>
<dcc:measurementResults>
  <dcc:measurementResult id="x0962395B-DCAE-4CBA-9CEF-6269FE9E7211af"
    refId="x3349891E-FE2E-4247-892E-A6E9E6A7A92C">
    <dcc:name>...
  </dcc:name>
  <dcc:usedMethods>
    <dcc:usedMethod id="x417833AC-9376-41E5-AD73-6181E935A8FF_1">...
  </dcc:usedMethod>

```



## Local management of GUIDs

Shape	Own GUID	Other GUIDs
Shape A	Own_Guid_Shape_A	Other_GUID_Shape_A_01, Other_GUID_Shape_A_02, Other_GUID_Shape_A_03, Other_GUID_Shape_A_04, ...
Shape B	Own_Guid_Shape_B	Other_GUID_Shape_B_01, Other_GUID_Shape_B_02, Other_GUID_Shape_B_03, ...
Shape C	Own_Guid_Shape_C	Other_GUID_Shape_C_01, Other_GUID_Shape_C_02, Other_GUID_Shape_C_03, Other_GUID_Shape_C_04, Other_GUID_Shape_C_05, Other_GUID_Shape_C_06, ...
...	...	...



## — Outlook

- Further improving import and export of DCC
- Possible security vulnerabilities when importing data into the database (e.g. SQL-Injection)



## — Contact



Lisa Busser

[lisa.busser@maro.de](mailto:lisa.busser@maro.de)



+49 671 83999-15



<https://www.maro.de/>

[Back to Table of Contents above](#)

## 021 Moritz Jordan: Semantics of Digital Calibration Certificates: The DCCS and SIS Ontologies

Presenting author: Moritz Jordan [1]

E-mail address: [moritz.jordan@ptb.de](mailto:moritz.jordan@ptb.de)

Additional authors:

- Giacomo Lanza [giacomo.lanza@ptb.de](mailto:giacomo.lanza@ptb.de) [1]

Institute:

[1] Physikalisch-Technische Bundesanstalt, Braunschweig, Germany

Keywords: Digital Calibration Certificate, Digital SI, Interoperability, Semantics

### Abstract

This presentation provides an update on recent advancements in the development of the DCCS Ontology (Digital Calibration Certificate Semantics) and the SIS Ontology (SI Semantics, D-SI Ontology), two complementary semantic frameworks for digital metrology grounded in ISO/IEC 17025 and in the International Vocabulary of Metrology (VIM).

We report on the latest developments in the SIS Ontology, including its embedding and practical application within the Metadata4Ing Ontology, which demonstrates growing interest in shared SI-based measurement semantics. In parallel, we present the current state of the DCCS Ontology and its evolving support for interoperable Digital Calibration Certificates, covering certificate structure, metadata, stakeholders, instruments, and provenance.

The presentation also situates these developments with respect to related efforts such as the Ontology for Measurement Terminology (OMT) [1], clarifying differences in scope and design. Finally, we highlight how DCCS and SIS integrate with each other and align with established ontologies such as QUDT, the SI Reference Point, the Organization Ontology (ORG), the Provenance Ontology (PROV-O) and, Schema.org, and provide information on how to access and reuse both ontologies.


References:

- [1] Wang S, Du M, Liu Z, Luo Y, Xiong X. Design and Implementation of an Ontology for Measurement Terminology in Digital Calibration Certificates. *Sensors (Basel)*. 2024 Jun 19;24(12):3989. doi: 10.3390/s24123989. PMID: 38931773; PMCID: PMC11207306.

# Semantics of Digital Calibration Certificates

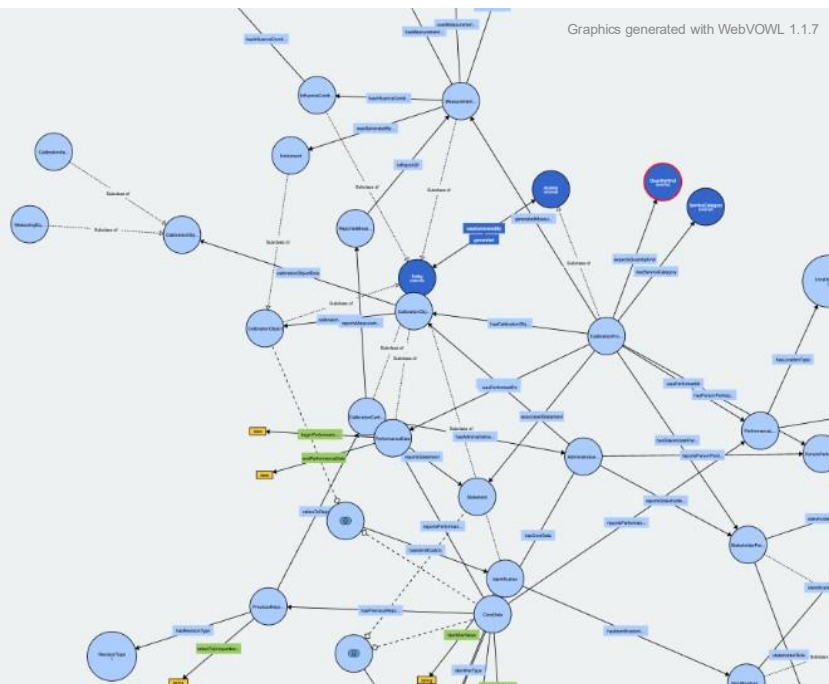
The DCCS and SIS Ontologies

Moritz Jordan, WG 1.24, PTB  
Giacomo Lanza, Z.5, PTB



## Outline

- Motivation
- SIS Ontology
- DCCS Ontology
- Related work
- Usage scenarios



19.03.2026

## From Structured Documents to Semantic Knowledge



- XML → structured documents
- Ontology → explicit semantics
- Enables reasoning & validation & interoperability
- Foundation for FAIR Digital Calibration Certificates



19.03.2026

3

Moritz Jordan, Giacomo Larza, PTB

## What is an Ontology?

based on a slide by Maximilian Gruber, PTB



### Philosophy

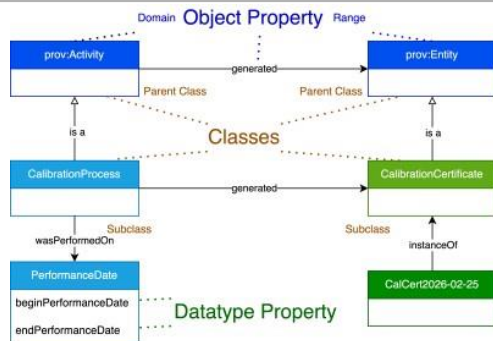
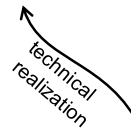


→ Onto•logy = study of being  
What types of entities exist?  
How do they relate to one another?

<https://plato.stanford.edu/entries/logic-ontology/#DiffConcOnto>



Triples:  
subject+predicate+object



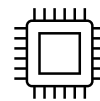
19.03.2026

4

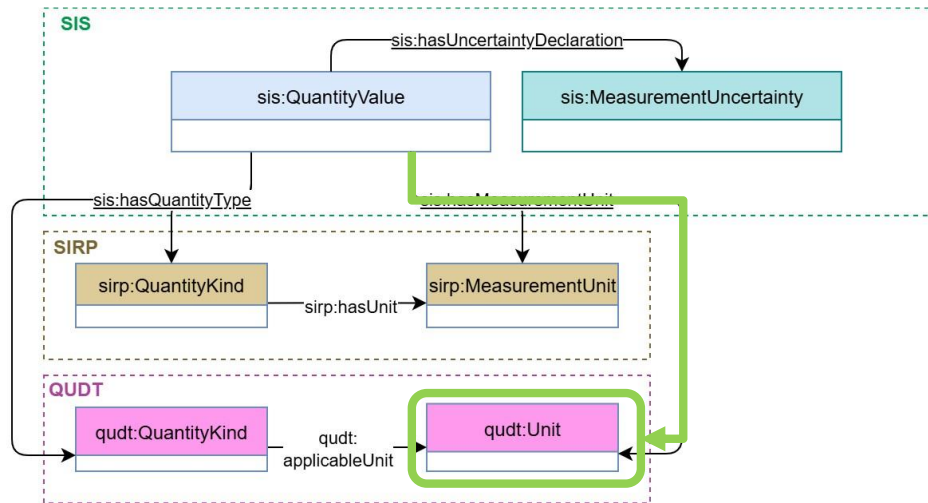
Moritz Jordan, Giacomo Larza, PTB

### Information Science

→ knowledge representation  
represent concepts and relations  
capture it in a formal way



# Basic Structure of the Semantic SI Ontology

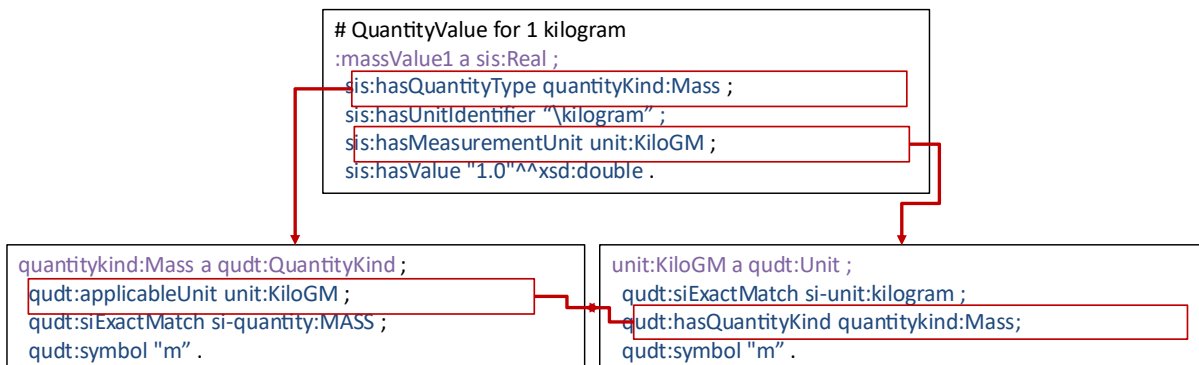


19.03.2026

5

Moritz Jordan, Giacomo Lanza, PTB

## Alternative Use of QUDT:Unit



✓ Enables uncomplicated reasoning

19.03.2026

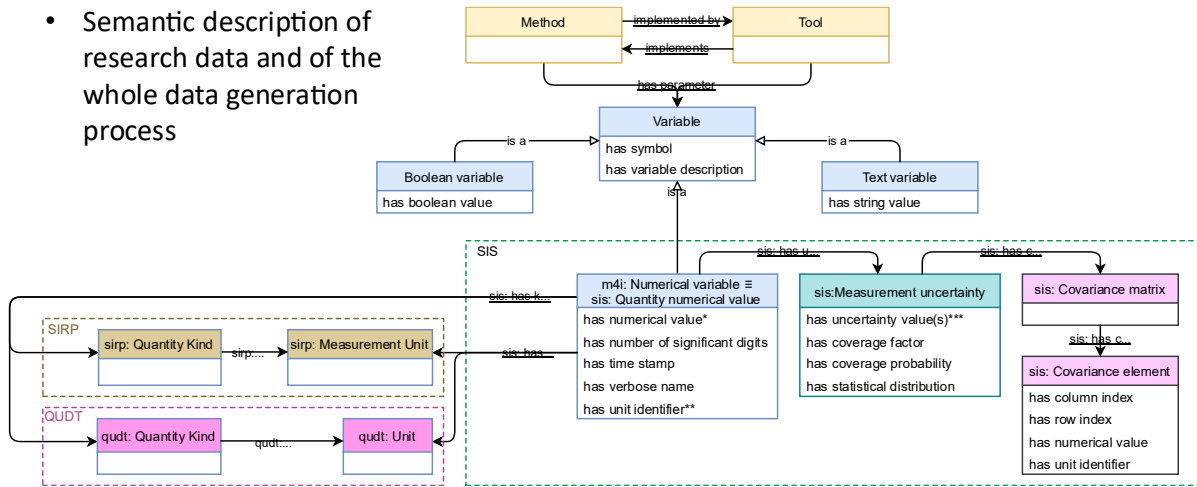
6

Moritz Jordan, Giacomo Lanza, PTB

# Applications of SIS: Metadata4Ing



- Semantic description of research data and of the whole data generation process

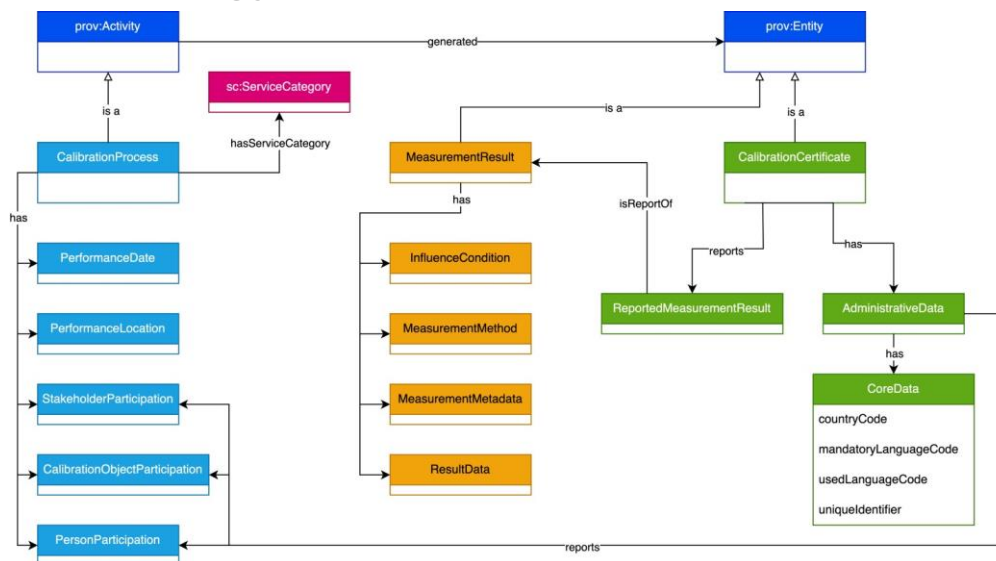


19.03.2026

7

Moritz Jordan, Giacomo Lanza, PTB

# DCCS Ontology Basic Structure

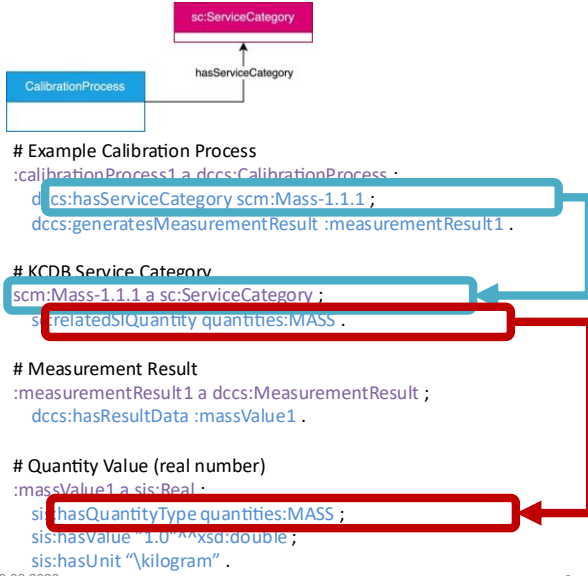


19.03.2026

8

Moritz Jordan, Giacomo Lanza, PTB

## PTB KCDB Service Category



19.03.2026

9

**SI Digital Framework**

**CLASSIFICATION OF SERVICES**  
 Version: 1.0 beta | last update: 2025-02-10

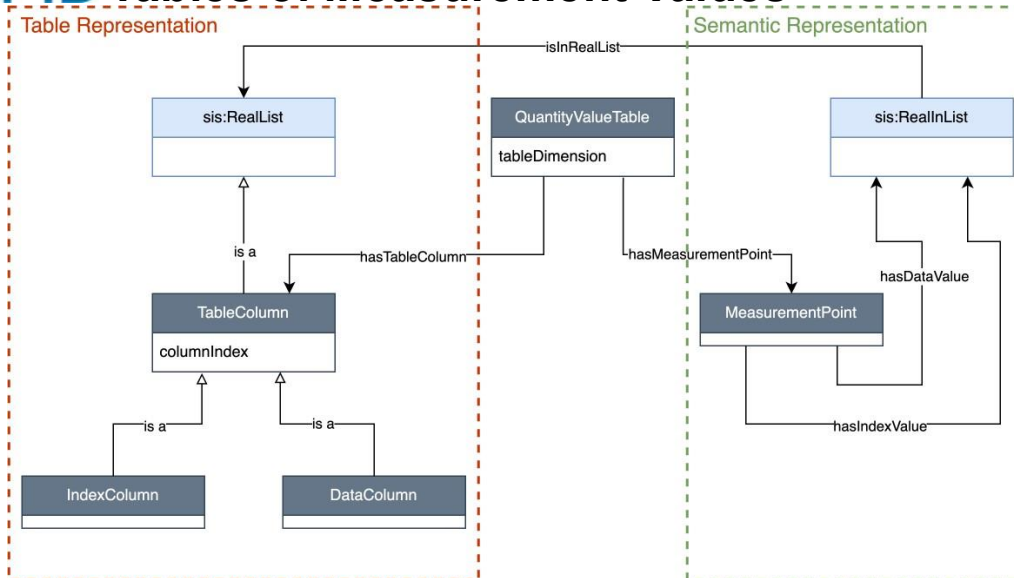
Metrology Area: ALL KCDB

**KCDB Service Categories**

- Acoustics, Ultrasound and Vibration  
/AUJ
- Electricity and Magnetism  
/EM
- Length  
/L
- Mass and Related Quantities  
/M
- Photometry and Radiometry  
/PR
- Thermometry  
/T

Moritz Jordan, Giacomo Larza, PTB

## PTB Tables of Measurement Values



19.03.2026

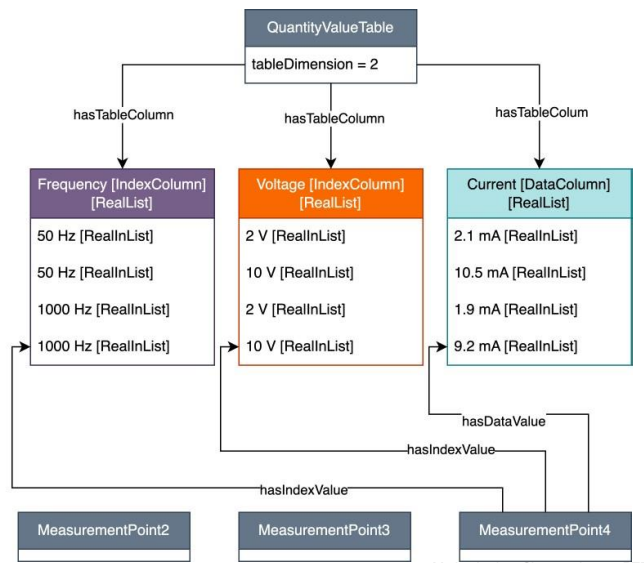
10

Moritz Jordan, Giacomo Larza, PTB

## PTB Tables Example: Volt-Meter AC Calibration

Frequency (Hz)	Voltage (V)	Current (mA)
50	2	2.1
50	10	10.5
1000	2	1.9
1000	10	9.2

based on an example by Vanessa Stehr, PTB

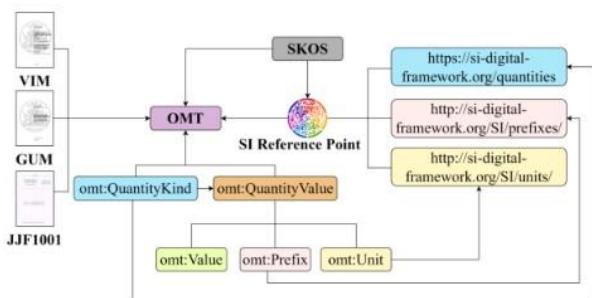


19.03.2026

11

Montiz Jordan, Giacomo Lanza, PTB

## Related Work: OMT Ontology



Wang, S., Du, M., Liu, Z., Luo, Y., & Xiong, X. (2024). Design and Implementation of an Ontology for Measurement Terminology in Digital Calibration Certificates. *Sensors (Basel, Switzerland)*, 24(12), 3989. <https://doi.org/10.3390/s24123989>

19.03.2026

12

**Article**  
**Design and Implementation of an Ontology for Measurement Terminology in Digital Calibration Certificates**  
Shuaizhe Wang <sup>1,2</sup>, Mingxin Du <sup>3</sup>, Zilong Liu <sup>1,2\*</sup>, Yuqi Luo <sup>3</sup> and Xingchuan Xiong <sup>1,2,\*</sup>

<sup>1</sup> National Institute of Metrology, Beijing 100029, China; wangshuaizhe@nim.ac.cn (S.W.); liuz@nim.ac.cn (Z.L.)  
<sup>2</sup> Key Laboratory of Metrology Digitalization and Digital Metrology for State Market Regulation, Beijing 100029, China  
<sup>3</sup> The College of Information Engineering, China Jiliang University, Hinghehu 310018, China; mingxin@jlu.edu.cn (M.D.); z210400302@jlu.edu.cn (Y.L.)  
\* Correspondence: sxiong@nim.ac.cn

**Abstract:** Digital Calibration Certificates (DCCs) are a key focus in metrology digitalization, necessitating that they satisfy the criteria for machine readability and understandability. Current DCCs are machine-readable, but they are still missing the essential semantic information required for machine understandability. This shortfall is particularly notable in the lack of a dedicated semantic ontology for measurement terminologies. This paper proposes a domain ontology for measurement terminologies named the OMT (Ontology for Measurement Terminology), using a foundation of metrological terms from standards like the International Vocabulary of Metrology (VIM), the Guide to the Expression of Uncertainty in Measurement (GUM), and JJF1001. It also incorporates insights from models such as the SI Reference Point, the Simple Knowledge Organization System (SKOS), and the DCC Schema. The methodology was guided by Stanford's Seven-Step Method, ensuring a systematic development process tailored to the needs of metrological semantics. Through semantic expression capability verification and SPARQL query validations, the OMT has been confirmed to possess essential machine readability and understandability features. It has been successfully integrated into version 3.2.1 of DCCs across ten representative domains. This integration demonstrates an effective method for ensuring that DCCs are machine-readable and capable of interoperating within digital environments, thereby advancing the research in metrology digitalization.

**Keywords:** digital calibration certificate; ontology; terminology for measurement; SI reference point; metrology digitalization

**1. Introduction**

## Comparison DCCS/SIS vs OMT



Feature	DCCS/SIS	OMT
Direct representation of XML DCC(easy mapping)	✓	✗
Alignment with Metrology Standards(VIM, GUM, SIRP)	✓	✓
Integrated provenance information	✓	✗
Single measurement result values	✓	✓
Complex measurement result tables	✓	✗
Extensive uncertainty representation	✓	✗
Measurement model representation	upcoming	✓
KCDB Service Categories	✓	✗

## Usage Scenarios



- Machine-understandable DCCs
- Cross-laboratory interoperability
- Automated consistency checking
- Semantic search across calibration repositories
- Knowledge graph for metrology asset management
- Traceability chain representation
- Interlink calibration data with broader semantic ecosystems

## How to access the ontologies?




SIS Ontology



IRI  
<https://ptb.de/sis/>

DCCS Ontology



IRI  
<https://ptb.de/dccs/>

## About

**Physikalisch-Technische Bundesanstalt  
Braunschweig and Berlin**  
Bundesallee 100  
38116 Braunschweig



Moritz Jordan  
Telefon: +49 531 592-1245  
E-Mail: [moritz.jordan@ptb.de](mailto:moritz.jordan@ptb.de)



Giacomo Lanza  
Telefon: +49 531 592-8132  
E-Mail: [giacomo.lanza@ptb.de](mailto:giacomo.lanza@ptb.de)

[Back to Table of Contents above](#)

## 022 Jaime Gonzalez-Gomez: dccQuantities: A Python library for the Automated Evaluation and Uncertainty Propagation of Digital Calibration Certificates

Presenting author: Jaime Gonzalez-Gomez [1]

Email: [jaime.gonzalez-gomez@ptb.de](mailto:jaime.gonzalez-gomez@ptb.de)

Additional authors: nil

Institute:

[1] Physikalisch-Technische Bundesanstalt, Braunschweig, Germany

Keywords: DCC tables, quantities, D-SI units, uncertainty propagation

### Abstract

The Digital Calibration Certificate (DCC) provides a standardized XML schema for the exchange of structured calibration data. While the DCC format ensures machine-readability, the complexity of its nested structures — particularly regarding tabulated measurement results, like in analogue formats — presents significant integration challenges for developers for metrology software. The DCC data follows Physikalisch-Technische Bundesanstalt (PTB) policies for a good practice to store tabulated measurements with uncertainties [1][2], which will be briefly introduced in this contribution to define the bases and need for additional libraries.

As example for the latter, we present dccQuantities. This open-source Python library is designed to bridge the gap between the DCC data and functional metrological algorithms. By transforming static XML data into a dynamic object-oriented structure, dccQuantities simplifies data access and understanding while maintaining strict adherence to the DCC schema. A key feature of the framework is the seamless integration of the Metas UncLib package [3], The target is to allow access and subsequent calibration results through mathematical means, automatically carrying over the uncertainty propagation associated with the measurements.

The utility of dccQuantities is demonstrated through practical use cases, included reading DCC measurement data and generating calibration results. This contribution also outlines the library's documentation, intended to enable developers to use the library.

References:

- [1] DCC - Wiki (2026): Tables in the DCC, [<https://wiki.dcc.ptb.de/en/tables>], last accessed: 08.01.2026
- [2] Hutzschenreuter, D., et al. (2020): SmartCom Digital System of Units (D-SI) Guide for the use of the metadata-format used in metrology for the easy-to-use, safe, harmonised and unambiguous digital transfer of metrological data - Second Edition
- [3] Wollensack, M. (2021): Introduction to Metas UncLib [[https://www.metas.ch/dam/metas/en/data/fachbereiche/hochfrequenz/unclib/metas\\_unclib\\_intr\\_o\\_3\\_fullprint-e.pdf](https://www.metas.ch/dam/metas/en/data/fachbereiche/hochfrequenz/unclib/metas_unclib_intr_o_3_fullprint-e.pdf)]


[Back to Table of Contents above](#)

## Presentation #022 of Jaime Gonzalez-Gomez

# dccQuantities: A Python library for the Automated Evaluation and Uncertainty Propagation of Digital Calibration Certificates

6<sup>th</sup> DCC Conference

Jaime Gonzalez-Gomez, Benedikt Seeger, Vanessa Stehr, PTB, 1.73



## DCC data in XML files



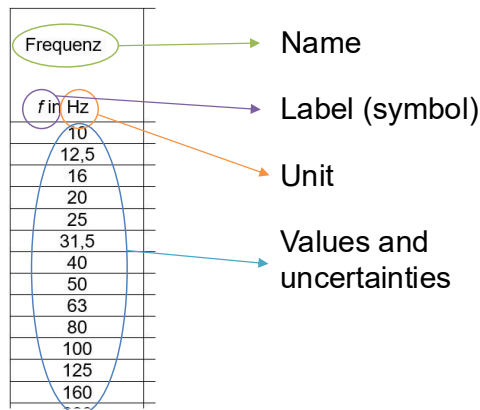
- DCC provides a standardized XML schema
- Calibration data is stored in tables.
- Tables are composed by:
  - Index Quantities: independent input to the experiment.
  - Value Quantities: measured result, dependent to index quantities.
  - Other metadata

# DCC Tables and Quantities



Index Quantities		Value Quantities	
Frequenz	Beschleunigungsamplitude	Übertragungskoeffizient	
$f$ in Hz	$\dot{a}$ in $m/s^2$	Betrag $S_{qa}$ in $pC/(m/s^2)$	Phasenverschiebung $\Delta\varphi_{qa}$ in $1^\circ$
10	5	0,1301	-0,02
12,5	5	0,1302	-0,03
16	5	0,1302	-0,02
20	10	0,1302	-0,02
25	10	0,1302	-0,01
31,5	10	0,1302	-0,01
40	10	0,1302	-0,02
50	50	0,1302	-0,01
63	50	0,1301	0,00
80	50	0,1301	0,01
100	50	0,1301	-0,01
125	50	0,1301	-0,01
160	50	0,1301	0,00

# DCC Tables and Quantities



```

<dcc:list refType="basic_1IndexTable">
  <dcc:quantity refType="basic_tableIndex0">
    <dcc:quantity>
    <dcc:quantity>
    <dcc:quantity>
    <dcc:quantity>
    <dcc:measurementMetaData> <dcc:quantity>
    <dcc:quantity>
    <dcc:quantity>
    <dcc:influenceCondition> <dcc:quantity>
    <dcc:quantity>
    <dcc:quantity>
  
```

DCC v3.3.0

## Where lies the problem?



### Long Table representation

Frequency $f$ (Hertz)	Acceleration $\hat{a}$ (m/s <sup>2</sup> )	Transfer Coefficient $S_{qa}$ ( $\frac{\mu C}{m/s^2}$ )
10.0	5.0	0.13017
12.5	5.0	0.13017
16.0	5.0	0.13016
20.0	10.0	0.13016
25.0	10.0	0.13017
31.5	10.0	0.13017
...	...	...

## Where lies the problem?



### Long Table representation

```
<doc:list tableDimension="1">
  <doc:name><doc:content lang="de">Ladungsübertragungskoeffizienten </doc:content><doc:content lang="en">Charge transfer
  coefficients</doc:content></doc:name>
  <doc:quantity refType="vib_frequency vib_nominalFrequency" index="0"><doc:name><doc:content lang="en">Frequency</doc:content><doc:content
  lang="de">Frequenz</doc:content><doc:name><si:realListXMLList><si:valueXMLList>10.0 12.5 16.0 20.0 25.0 31.5 40.0 50.0 63.0 80.0 1.0e+02
  1.25e+02 1.6e+02 2.0e+02 2.5e+02 ...</si:valueXMLList><si:unitXMLList>\hertz</si:unitXMLList></doc:quantity>
  <doc:quantity refType="vib_nominalAccelerationAmplitude vib_accelerationAmplitude"><doc:name><doc:content lang="en">Acceleration
  Amplitude</doc:content><doc:content lang="de">Beschleunigungsamplitude</doc:content></doc:name><si:realListXMLList><si:valueXMLList>5.0
  5.0 5.0 10.0 10.0 10.0 10.0 50.0 50.0 50.0 50.0 50.0 50.0 50.0 50.0 ...</si:valueXMLList><si:unitXMLList>\metre\second\tothe{-
  2}</si:unitXMLList></doc:quantity>
  <doc:quantity refType="vib_magnitudeTransferCoeefCharge"><doc:name><doc:content lang="en">Charge transfer coefficient
  magnitude</doc:content><doc:content lang="de">Ladungsübertragungskoeffizient Betrag</doc:content></doc:name><si:realListXMLList>
  <si:valueXMLList>0.13017 0.13017 0.13016 0.13016 0.13017 0.13017 0.13016 0.13016 0.13013 0.13013 0.13012 0.13012 0.13012 0.13012 0.13014
  ...</si:valueXMLList><si:unitXMLList>\pico\coulomb\per\metre\second\tothe{-2}</si:unitXMLList>
  <si:expandedUncXMLList><si:uncertaintyXMLList>0.00026 0.00026 0.00026 0.00026 0.00026 0.00026 0.00026 0.00026 0.00026 0.00026 0.00026
  0.00026 0.00026 0.00026 ...</si:uncertaintyXMLList><si:coverageFactorXMLList>2.0</si:coverageFactorXMLList>
  <si:coverageProbabilityXMLList>0.95</si:coverageProbabilityXMLList></doc:quantity>
  <doc:relativeUncertainty><doc:relativeUncertaintyXMLList><si:valueXMLList>0.0020 0.0020 0.0020 0.0020 0.0020 0.0020 0.0020 0.0020 0.0020 0.0020
  0.0020 0.0020 0.0020 0.0020 ...</si:valueXMLList><si:unitXMLList>\one</si:unitXMLList></doc:relativeUncertaintyXMLList>
  </doc:relativeUncertainty></doc:quantity>
  <doc:quantity refType="vib_phase"><doc:name><doc:content lang="en">Phase delay</doc:content><doc:content
  lang="de">Phasenverzögerung</doc:content></doc:name><si:realListXMLList><si:valueXMLList>-0.0003 -0.0004 -0.0004 -0.0003 -0.0001 -0.0002
  -0.0003 -0.0001 0.0000 0.0002 -0.0002 -0.0002 -0.0000 0.0000 0.0001 ...</si:valueXMLList><si:unitXMLList>\radian</si:unitXMLList>
  <si:expandedUncXMLList><si:uncertaintyXMLList>0.0035 0.0035 0.0035 0.0035 0.0035 0.0035 0.0035 0.0035 0.0035 0.0035 0.0035 0.0035
  0.0035 ...</si:uncertaintyXMLList><si:coverageFactorXMLList>2.0</si:coverageFactorXMLList>
  <si:coverageProbabilityXMLList>0.95</si:coverageProbabilityXMLList></doc:quantity>
  <doc:quantity refType="vib_phase"><doc:name><doc:content lang="en">Phase delay W Distribution given</doc:content><doc:content
  lang="de">Phasenverzögerung</doc:content></doc:name><si:realListXMLList><si:valueXMLList>-0.0003 -0.0004 -0.0004 -0.0003 -0.0001 -0.0002
  -0.0003 -0.0001 0.0000 0.0002 -0.0002 -0.0002 -0.0000 0.0000 0.0001 ...</si:valueXMLList><si:unitXMLList>\radian</si:unitXMLList>
  <si:expandedUncXMLList><si:uncertaintyXMLList>0.0035 0.0035 0.0035 0.0035 0.0035 0.0035 0.0035 0.0035 0.0035 0.0035 0.0035 0.0035
  0.0035 ...</si:uncertaintyXMLList><si:coverageFactorXMLList>2.0</si:coverageFactorXMLList>
  <si:coverageProbabilityXMLList>0.95</si:coverageProbabilityXMLList><si:distributionXMLList>normal</si:distributionXMLList>
  </si:expandedUncXMLList></si:realListXMLList></doc:quantity>
</doc:list>
```

## What should you do?



Leave it to the software!

## dccQuantities – Python library

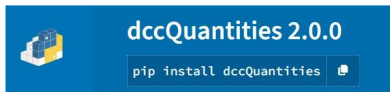


Already released at PyPI



<https://pypi.org/project/dccQuantities/>

## dccQuantities – Python library



- ✓ Extract tables directly from XML files
- ✓ Create tables from existing data
- ✓ Apply math operation over Quantities
- ✓ Automatic D-SI unit handling\*
- ✓ Automatic uncertainty propagation\*\*
- ✓ Export table objects as XML strings

\*Performed using *dsiUnits* Python package

\*\*Performed by *metas\_unclib* Python package

## dccQuantities – Quantity serialization



```
from dcc_quantities import DccQuantityType
d = DccQuantityType.from_single_quantity_value(
    name="Distance", value=2.5, uncertainty=0.05, unit="\metre"
)
t = DccQuantityType.from_single_quantity_value(
    name="Time", value=0.45, uncertainty=0.015, unit="\second"
)
v = d / t
v.set_label("V")
v.set_name("Velocity", "en")
print(v)
```

Velocity 'V': [5.555555555555555 ± 0.21596118129056666] \metre\per\second

## dccQuantities – Table initialization



```
from dcc_quantities import DccFlatTable, DccLongTable
```

```
index_quantities = {0: q_idx0, 1: q_idx1, ..., N: q_idxN}
```

```
value_quantities = [q_val0, q_val1, ..., q_valM]
```

Yes

Are the value quantities defined through all inputs for each index quantity?

No

```
flat_table = DccFlatTable(
    index_quantities, value_quantities, ...
)
```

```
long_table = DccLongTable(
    index_quantities, value_quantities, ...
)
```

## dccQuantities – Read an XML file



```
<dcc:list tableDimension="1">
  <dcc:name><dcc:content lang="de">Ladungsübertragungskoeffizienten</dcc:content><dcc:content lang="en">Charge transfer
  coefficients</dcc:content></dcc:name>
  <dcc:quantity refType="vib_frequency vib_nominalFrequency" index="0"><dcc:name><dcc:content
  lang="en">Frequency</dcc:content><dcc:content lang="de">Frequenz</dcc:content><dcc:name><si:realListXMLList><si:valueXMLList>10.0 12.5
  16.0 20.0 25.0 31.5 40.0 50.0 63.0 80.0 1.0e+02 1.25e+02 1.6e+02 2.0e+02 2.5e+02
  ...</si:valueXMLList><si:unitXMLList>hertz</si:unitXMLList></si:realListXMLList></dcc:quantity>
```

```
from dcc_quantities import extract_dcc_elements, DccQuantityTable
```

```
xml_tables = extract_dcc_elements(xml_file_path)
```

```
table = DccQuantityTable.from_dcc_data(xml_tables[0])
```

```
print("Loaded table of type: ", type(table))
```

Loaded table of type: DccLongTable

# dccQuantities – Export as XML



```
from dcc_quantities import extract_dcc_elements, DccQuantityTable
```

```
# Both 'DccFlatTable' and 'DccLongTable' inherit from 'DccQuantityTable'
```

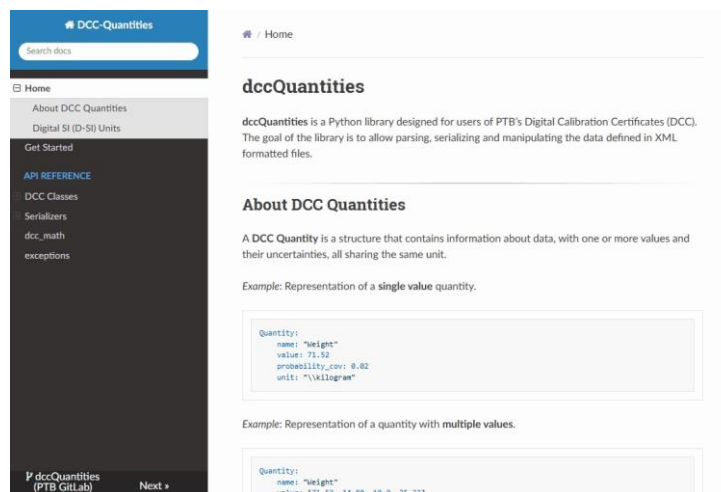
```
table: DccQuantityTable
```

```
table_xml_str = table.export_as_xml_structure()
```

```
print(table_xml_str)
```

```
<dcc:list id="Ufa0553d7-866c-49b9-815b-335b3afaa038" refType="basic_1IndexTable">
  <dcc:name>
    <dcc:content lang="de">Ladungsübertragungskoeffizienten</dcc:content>
    <dcc:content lang="en">Charge transfer coefficients</dcc:content>
  </dcc:name>
  <dcc:quantity id="U929b2584-5989-45ed-b956-59adcae4e233" refType="vib_frequency vib_nominalFrequency
basic_tableIndex0" index="0">
    <dcc:name>
      ...
```

# User documentation

**Home**

**dccQuantities**

dccQuantities is a Python library designed for users of PTB's Digital Calibration Certificates (DCC). The goal of the library is to allow parsing, serializing and manipulating the data defined in XML formatted files.

**About DCC Quantities**

A DCC Quantity is a structure that contains information about data, with one or more values and their uncertainties, all sharing the same unit.

Example: Representation of a single value quantity.

```
Quantity:
  name: "weight"
  value: 71.52
  probability_cov: 0.02
  unit: "\kilogram"
```

Example: Representation of a quantity with multiple values.

```
Quantity:
  name: "weight"
  value: [71.52, 14.00, 10.0, 25.23]
```

## Upcoming features



### SQL-like Quantity Access

```
table: DccQuantityTable
sliced_table = table.get_sliced_table(
    ("Frequency" < 50) "&&" ("Frequency" > 10)
)
```

Still not released!

## User requested feature: Math module



```
from dcc_quantities import DccQuantityType, dcc_math

# Trigonometry over angles
angle = DccQuantityType(..., unit="\radian")
factor = dcc_math.sin(angle)


# Math over quantities
quantity = DccQuantityType(..., unit="\one")
res = dcc_math.log10(quantity)
```

All math functions are explained in the documentation

## Contact



### dccQuantities



<https://gitlab1.ptb.de/digitaldynamicmeasurement/dcc-and-dsi/dccQuantities>

### PTB-box: jupyter example



### dsiUnits



<https://gitlab1.ptb.de/digitaldynamicmeasurement/dcc-and-dsi/dsiUnits>

### PTB working group 1.73

Jaime Gonzalez Gomez  
[jaime.gonzalez-gomez@ptb.de](mailto:jaime.gonzalez-gomez@ptb.de)

Benedikt Seeger  
[benedikt.seeger@ptb.de](mailto:benedikt.seeger@ptb.de)

Vanessa Stehr  
[vanessa.stehr@ptb.de](mailto:vanessa.stehr@ptb.de)

[Back to Table of Contents above](#)

## 023 Jan Loewe: dcclib - A Python Library for Automated DCC Processing

Presenting author: Jan Loewe [1]

Email: [jan.loewe@ptb.de](mailto:jan.loewe@ptb.de)

Additional authors:

- Justin Jagieniak, [justin.jagieniak@ptb.de](mailto:justin.jagieniak@ptb.de) [1]

Institute:

[1] Physikalisch-Technische Bundesanstalt (PTB), Bundesallee 100, Braunschweig, 38116, Germany

Keywords: dcclib, python, tools, automation, formulae

### Abstract

The Digital Calibration Certificate (DCC) is an XML-based, machine-readable format for the standardised exchange of calibration results. Dedicated software tools are needed for the creation, validation, processing and evaluation of DCC content for use in automated and interoperable workflows.

This work continues and extends dcclib, a consolidated and modular Python library that unifies core DCC functionalities which were previously distributed across various tools, dcclib was first presented at the IMEKO TC-6 M4DConf on Digitalization [1], Its functionality is exposed through a public interface, a command line interface and a REST API so it can be integrated into scripts, CI/CD pipelines, and remote services across diverse environments. This architecture is shown in the component diagram in figure 1.

dcclib provides a standardised software interface for essential operations such as structural and content validation, attachment extraction, format conversion, digital signature handling, and DCC transformation into human-readable representations. Furthermore, it provides capabilities for the automated parsing and evaluation of formulae within DCCs. Content MathML [2] formulae are parsed into SymPy functions [3] and evaluated with quantities directly from the DCC. Uncertainty propagation and unit handling are ensured by the dccQuantities library [4], which itself is based on METAS Unclib [5],

Quality assurance is addressed through unit, integration and end-to-end tests, which are implemented with Pytest and executed within GitLab CVCD pipelines to ensure correct behaviour across modules and interfaces. Distribution via the Python Package Index (PyPI), container images and standalone executables enables deployment in a wide range of environments.

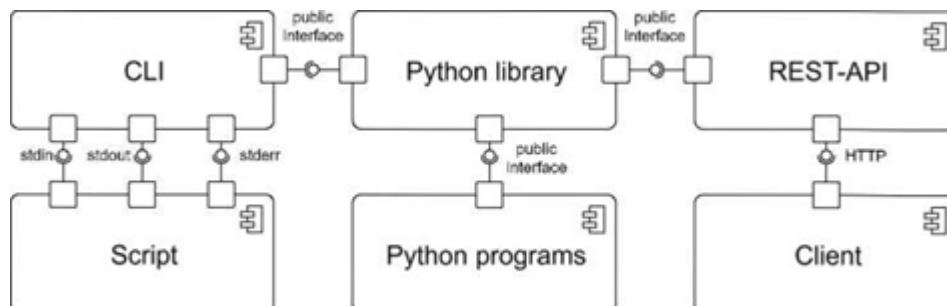


Figure 1. Component diagram showing the library and its interfaces

References:

- [1] Loewe, Jan et al. (2025): dcclib - Consolidation of Digital Calibration Certificate (DCC) tools into a unified Python library, in: Proceedings of the IMEKO TC6 Conference on Digitalization - M4DConf
- [2] Miner, Robert et al. (2014): Mathematical Markup Language (MathML) Version 3.0 2nd Edition, in W3C Recommendation
- [3] Meurer, Aaron et al. (2017): SymPy: symbolic computing in Python, in PeerJ Computer Science
- [4] gitlab.ptb.de (2026): decQuantities, [<https://gitlab.ptb.de/digitaldynamicmeasurement/dcc-and-dsi/dccQuantities/>], last accessed: 03.02.2026
- [5] METAS (2026) UncLib, [<https://www.metas.ch/metas/en/home/fabe/hochfrequenz/unc-lib.html>], last accessed: 03.02.2026

[Back to Table of Contents above](#)

## [Presentation #023 of Jan Loewe](#)



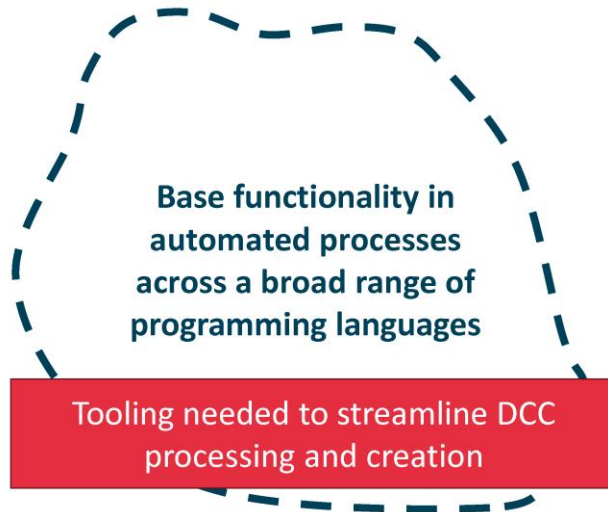
The slide features a blue background with a faint image of a globe and mathematical symbols. In the top left corner is the PTB logo. In the top right corner, it reads "6<sup>TH</sup> INTERNATIONAL DCC CONFERENCE FEBRUARY 24-26, 2026". The main title is "dcclib – A Python Library for Automated DCC Processing". Below the title, the date "25.02.2026" is listed, followed by the names and affiliations: "Jan Loewe, PTB, Germany" and "Justin Jagieniak, PTB, Germany".



Current tooling  
Introduction



GEMIMEG-Tool  
Schematron  
Validator  
Formula Tool



XSD Validator  
File Viewer  
Tree Viewer /  
Editor

## Objectives

Introduction



**Consolidation**  
of base functionality into a  
software library



**Creation of suitable  
Interfaces**



**Optimization and  
standardization of  
interfaces**



**Quality assurance**  
with unit, integration and  
end-to-end tests



**Open-source release**

DCC Conference 2026: dcclib - A Python Library for Automated DCC Processing 25.02.2026 4

2

# Architecture and APIs



Physikalisch-Technische Bundesanstalt  
Bundesallee 16<sup>th</sup> INTERNATIONAL DCC CONFERENCE  
FEBRUARY 24-26, 2026

## Choosing a programming language

Architecture and APIs



Widely used in general and in the data science field


Widely used in calibration laboratories

Used in most of the existing tooling

DCC Conference 2026: dcclib - A Python Library for Automated DCC Processing 25.02.2026 6

## Modules

Architecture and APIs



Validation  
against the XSD and with Schematron

Conversion  
into other formats like JSON

Extraction  
of attachments and formulae

Transformation  
into human-readable formats

Signature  
verification and signing

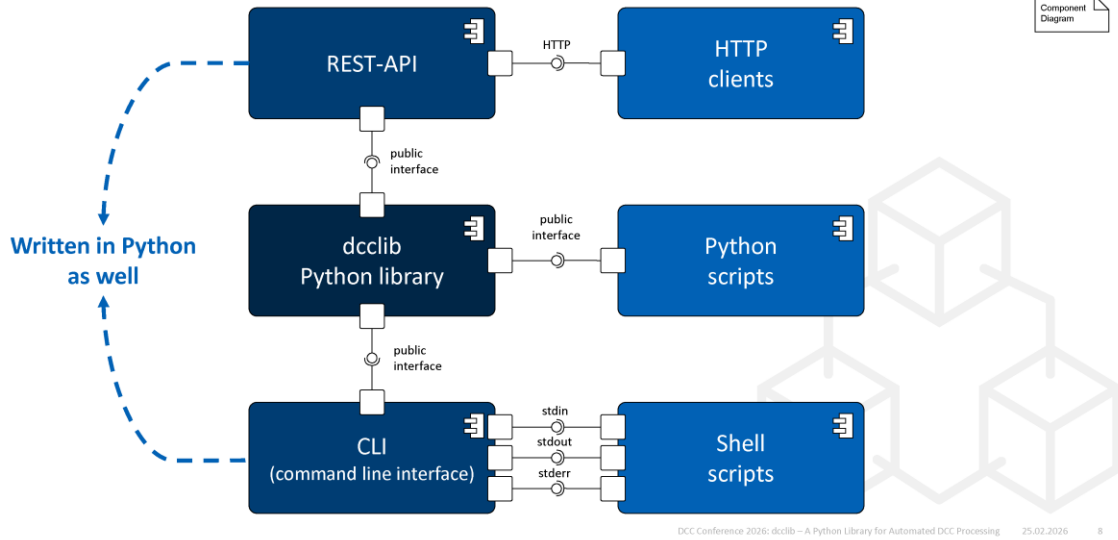
DCC Conference 2026: dcclib - A Python Library for Automated DCC Processing 25.02.2026 7

## Architecture

Architecture and APIs

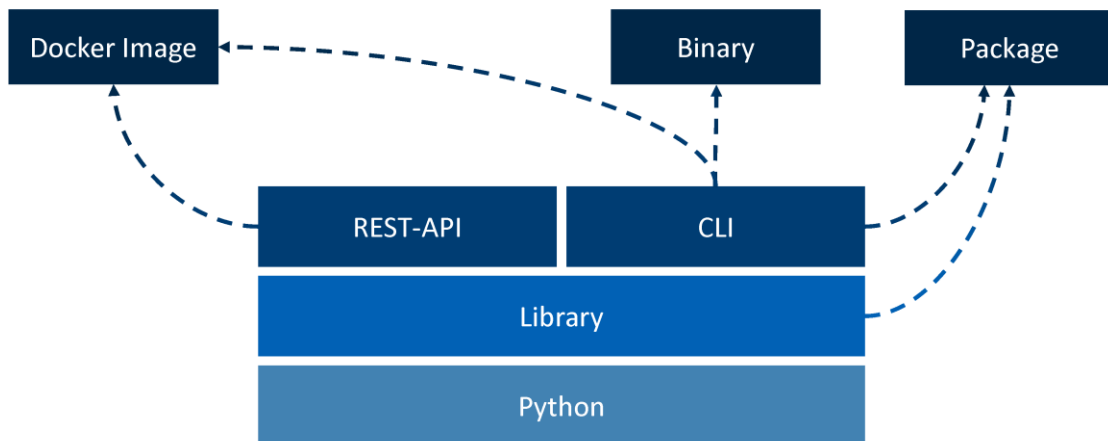


Component Diagram



## Overview of artifacts

Architecture and APIs




## Containerization

Architecture and APIs



### Container Images



DCC Conference 2026: dcclib - A Python Library for Automated DCC Processing 25.02.2026 10

## Installation of the Package via pip

Architecture and APIs



Installation for use as a library

Installation as a CLI tool

```
[jloewe@n251017] /tmp/cli [v v3.13.12(.venv)]
> pip install "dcclib"

[jloewe@n251017] /tmp/cli [v v3.13.12(.venv)]
> pip install "dcclib[cli]"

[jloewe@n251017] /tmp/cli [v v3.13.12(.venv)]
> dcclib --help
Usage: dcclib [OPTIONS] COMMAND [ARGS]...

Options:
  -v, --version  Show the version and exit.
  -h, --help     Show this message and exit.

Commands:
  convert  Convert DCC XML files to JSON.
  extract  Extract information like formulae and files from a DCC XML file.
  signature Signs and verifies DCC XML files.
  transform Transform an XML file with stylesheets.
  validate Validate an DCC XML file against the DCC schema and schematron.
```

DCC Conference 2026: dcclib - A Python Library for Automated DCC Processing 25.02.2026 11



## Validation with Schematron

Practical Use-Cases



```
[jloewe@n251017] /tmp [v3.13.12(.venv)]
> dcclib validate schematron -s dcc.sch invalid_schematron.xml
ERROR: Schematron validation ended with 1 error(s), 0 warning(s) and 0 information message
+-----+-----+-----+-----+
| | Role | Test | | Text |
+-----+-----+-----+-----+
| 0 | error | $bDate le $eDate | The beginning date of the calibration must be earlier tha
+-----+-----+-----+-----+
(END)
```

Use-Case

Performing semantic validations on DCCs e. g. for testing interoperability

- Custom Schematron can be supplied
- More output formats like CSV, JSON and JUnit reports planned for the future

## Validation in CI/CD Pipelines

Practical Use-Cases



```

Log timestamps in UTC.
21 17:45:13 Using docker image sha256:e71f27324818170507741f948093a1f5197791885d4f90274ee24de
    f02c for registry.gitlab.ptb.de/d-ptb/dcc/dcclib/cli with digest registry.gitlab.pt
    b.de/d-ptb/dcc/dcclib/cli@sha256:847cd3f92e51398295952a2ca556ae45265043ee63f9147b341286
    54588a95b1 ...
22 17:45:14 $ for file in $(ls -d *.xsd); do echo "Validating $file"; dcclib validate xsd $file; done
23 17:45:14 Validating invalid_schema.xml
24 17:45:14 ERROR: XSD validation failed.
25 17:45:14 -----
26 17:45:14 | | Column | Domain | Domain Name | Level | Level Name | Line | Message
27 17:45:14 | Type | Type Name |
28 17:45:14 | 0 | 0 | 17 | SCHEMASV | 2 | ERROR | 17 | Element '{https://pt
    b.de/dcc/uniqueIdentifier}': (facet 'pattern') the value '' is not accepted by the patt
    ern '(\\s+|\\s+@|\\s+%)' | 1339 | SCHEMASV_PATTERN_VALID |
29 17:45:14 | 1 | 0 | 17 | SCHEMASV | 2 | ERROR | 35 | Element '{https://pt
    b.de/dcc/manufacturer}': This element is not expected. Expected is C (https://ptb.de/dc
    c/name ). | 1091 | SCHEMASV_ELEMENT_CONTEXT |
30 17:45:14 -----
31 17:45:15 Cleaning up project directory and file based variables
32 17:45:15 ERROR: Job failed: exit code 1
    
```

**Use-Case**

Performing automated validation for good practice examples

- Automatically executed as a GitLab Pipeline for every change
- Accidental errors can be detected and fixed faster

```

1 validate_examples:
2   image:
3     name: registry.gitlab1.ptb.de/d-ptb/dcc/dcclib/cli
4     entrypoint: [""]
5   script:
6     - for file in *.xsd; do
7       echo "Validating $file";
8       dcclib validate xsd $file;
9     done
    
```

## Creating Human-Readables from the CLI

Practical Use-Cases



```

[jloewe@n251017] /tmp
> dcclib transform xslt valid.xml custom.xsl | bat
    
```

	STDIN	Size: -
1	<!DOCTYPE HTML>	
2	<html>	
3	<body>	
4	<h1>Test XSLT</h1>	
5	<p>XSLT Version = 3.0</p>	
6	<p>XSLT Vendor = Saxonica</p>	
7	<p>XSLT Vendor URL = http://www.saxonica.com/</p>	
8	</body>	
9	</html>	

**Use-Case**

Human-Readables need to be created after creating the DCC in other software solutions

- Support for XSLT v3.0 using SaxonC
- No external dependencies needed, everything is packaged in the CLI

Output can be piped into other software or files



## Algorithm

Formula Evaluation



1. Parsing of the DCC
2. Identification of the MathML formulae
3. Conversion of MathML into SymPy expressions
4. Resolution of the quantity references and creation of dccQuantities objects
5. Output of the formulae for the user
6. Flexible evaluation with the resolved quantities or user-defined inputs
7. Automatic uncertainty propagation using dccQuantities based on METAS Unclib

## Conversion of MathML into SymPy expressions



Formula Evaluation

```

<math id="formula_02">
  <declare type="fn">
    <ci>R</ci>
    <lambda>
      <bvar><ci xref="T">T</ci></bvar>
      <apply>
        <times/>
        <ci xref="R0">R0</ci>
        <plus/>
        <cn type="real">1</cn>
        <times/>
        <ci xref="A">A</ci>
        <ci>T</ci>
        <plus/>
        <times/>
        <ci xref="B">B</ci>
        <times/>
        <ci>T</ci>
        <cn>2</cn>
      </apply>
    </lambda>
  </declare>
</math>

```

$$R(T) = R_0(1 + AT + BT^2)$$

- MathML is parsed into SymPy expressions
- Bound variables are detected ( $T$  in this case)
- Unbound variables are detected ( $A$  and  $B$  in this case)

DCC Conference 2026: dcclib - A Python Library for Automated DCC Processing 25.02.2026 18

## Resolution of References



Formula Evaluation

```

<math id="formula_02">
  <declare type="fn">
    <ci>R</ci>
    <lambda>
      <bvar><ci xref="T">T</ci></bvar>
      <apply>
        <times/>
        <ci xref="R0">R0</ci>
        <plus/>
        <cn type="real">1</cn>
        <times/>
        <ci xref="A">A</ci>
        <ci>T</ci>
        <plus/>
        <times/>
        <ci xref="B">B</ci>
        <times/>
        <ci>T</ci>
        <cn>2</cn>
      </apply>
    </lambda>
  </declare>
</math>

```

$$R(T) = R_0(1 + AT + BT^2)$$

```

<dcc:quantity id="R0">
  <si:real>
    <si:label>R0</si:label>
    <si:value>100.0225</si:value>
    <si:unit>\ohm</si:unit>
    <si:expandedUnc>
      <si:uncertainty>0.005</si:uncertainty>
      <si:coverageFactor>2</si:coverageFactor>
      <si:coverageProbability>0.95</si:coverageProbability>
    </si:expandedUnc>
  </si:real>
</dcc:quantity>

```

- References to quantities in the DCC are detected ( $T$ ,  $R_0$ ,  $A$  and  $B$  using *xref* references in this example)
- Other ways to reference quantities are under active discussion
- dccQuantities is used to process quantities

DCC Conference 2026: dcclib - A Python Library for Automated DCC Processing 25.02.2026 19

## Variable Substitution and Evaluation

Formula Evaluation



```
[jloewe@n251017] /tmp [v3.13.12(.venv)]
> dcclib extract formulae valid_formula.xml -v T=100
Variable: T = 100

R0*(A*T + B*T**2 + 1)
Variable T is explicitly set to 100

Variables: T, R0, A, B
Bound variables: T

Variables from DCC XML:
T = 0.0, 25.0, 50.0, 75.0, 100.0
R0 = 100.0225
A = 0.0039155
B = -0.0000006469

Results:
138.5392643225
```

- Output of the formula and the detected variables
- Calculation of the formula with the user-defined input
- Currently the CLI does not support uncertainties, but it will in the near future
- Formula evaluation is under heavy development and not stable for production use yet

DCC Conference 2026: dcclib - A Python Library for Automated DCC Processing 25.02.2026 20



## Current State

Summary



Basic functionality needed to work with DCCs consolidated into modules



Usable via a Python library, REST API and CLI



Architecture open for future extensions



Open-source software under the LGPLv3 license

DCC Conference 2026: dcclib - A Python Library for Automated DCC Processing 25.02.2026 22

## Look into the Future

Summary



Further development of production-ready easy to use formula evaluation



Support for new output formats in the CLI

DCC Conference 2026: dcclib - A Python Library for Automated DCC Processing 25.02.2026 23

Further information  
Summary



Source code on GitLab  
<https://gitlab1.ptb.de/d-ptb/dcc/dcclib>



Packages on PyPI  
<https://pypi.org/project/dcclib>

DCC Conference 2026: dcclib – A Python Library for Automated DCC Processing 25.02.2026 24



Thank you very much  
for your attention!  
Do you have any  
questions?

Jan Loewe  
E-Mail: [jan.loewe@ptb.de](mailto:jan.loewe@ptb.de)  
Phone: +49 531 592 1018  
Justin Jagieniak



**6<sup>TH</sup> INTERNATIONAL DCC CONFERENCE**  
FEBRUARY 24-26, 2026

[Back to Table of Contents above](#)

Day 2 2026-02-25 Wednesday  
Parallel Session “DCC Management”  
Session Chair: Shanna Schönhals

024 Srijith Bangaru Thirumalairaj:  
A Framework for a Hybrid Digital Calibration Certificate  
Architecture at CSIR-NPL India

Presenting author: Srijith Bangaru Thirumalairaj [1]

Email: [srijith.nplindia@csir.res.in](mailto:srijith.nplindia@csir.res.in)

Additional authors:

- Girija Moona [1] [girijamoona1@gmail.com](mailto:girijamoona1@gmail.com)

Institute:

[1] Electrical & Electronics Metrology, CSIR-National Physical Laboratory, Dr KS Krishnan Marg, Delhi, 110012, India

Keywords: Digital Calibration Certificate (DCC), Hybrid architecture, Metrological traceability, Measurement uncertainty, Digital Quality Infrastructure

## Abstract

The global transition toward digitalization of the quality infrastructure has accelerated the need for machine-readable, interoperable, and legally reliable calibration data. Digital Calibration Certificates (DCCs) represent a key enabler in this transformation by replacing conventional PDF-based certificates with structured, standardized digital data capable of supporting automated validation, data exchange, and long-term traceability. This contribution presents a structured framework for the adoption of DCCs at a National Metrology Institute (NMI), with specific reference to the ongoing digital modernization efforts at CSIR-National Physical Laboratory (CSIR-NPL), India.

The proposed framework addresses the complete digital lifecycle of calibration data, starting from measurement result acquisition and uncertainty evaluation to the generation, validation, storage, and dissemination of DCCs. Emphasis is placed on aligning DCC content with existing metrological requirements, including SI traceability, measurement uncertainty reporting, and compliance with ISO/IEC 17025. The framework is designed to be compatible with emerging international initiatives such as the SI Digital Framework and the D-SI model promoted by leading NMIs.

A modular architecture is proposed, wherein measurement data are captured in structured formats and mapped to a DCC schema using machine-readable representations such as XML or JSON. Schema validation, digital signatures, and metadata enrichment are incorporated to ensure authenticity, integrity, and long-term usability of the certificates. The approach enables seamless integration with laboratory information management systems (LIMS), calibration management software, and national quality infrastructure platforms, facilitating automation and reducing manual intervention.

The abstract further discusses practical challenges relevant to NMIs in developing economies, including legacy data migration, interoperability with industrial stakeholders, legal acceptance of digital certificates, and capacity building. Strategies for phased implementation

and pilot studies are outlined, highlighting how DCC adoption can improve efficiency, transparency, and international comparability of calibration services.

This work aims to contribute to the broader discussion on transitioning from good practice to standardized digital calibration services. By sharing the CSIR-NPL perspective, the paper seeks to support harmonized DCC adoption across NMIs and calibration laboratories, strengthening global metrological traceability in an increasingly digital ecosystem.

[Back to Table of Contents above](#)

## [Presentation #024 of Srijith Bangaru Thirumalairaj](#)

### A Framework for a Hybrid Digital Calibration Certificate Architecture at CSIR- NPL India

*Dr. Srijith Bangaru Thirumalairaj*  
*Dr. Girija Moona*  
*CSIR–National Physical Laboratory*  
*(India)*





## Global Digital Transformation in Metrology

- Metrology is undergoing structural digital evolution
    - Shift from PDF certificates to structured digital data
    - Demand for interoperability and automation
    - Automated traceability validation
    - Integration into Digital Quality Infrastructure (DQI)
- 



## Limitations of Conventional Calibration Certificates

- Traditional PDF certificates are human-readable but not machine-processable
    - Manual transcription errors
    - Limited automation capability
    - Traceability verification requires manual review
    - Limited integration with digital systems
-



## Why DCC at the NMI Level?

- National Metrology Institutes must lead digital transition
    - Custodians of SI traceability
    - Responsibility for uncertainty integrity
    - International comparability requirements
    - Foundation for downstream calibration ecosystem
- 



## Institutional Objective at CSIR-NPL

- Develop a structured roadmap for DCC adoption
    - Preserve SI traceability and ISO/IEC 17025 compliance
    - Align with Digital SI initiatives
    - Enable interoperability with NMIs and industry
    - Adopt phased, risk-managed modernization
-




## Hybrid Architecture Philosophy

- Coexistence of legacy and digital systems
    - Parallel PDF and DCC issuance
    - Gradual integration with LIMS
    - Minimizing disruption to accredited workflows
    - Scalable long-term transition model
- 



## Layered Institutional Architecture

- Three-Layer Model
    - Layer 1 – Measurement & Data Acquisition
    - Layer 2 – Digital Structuring & Processing
    - Layer 3 – Trust, Security & Dissemination
-



## Layer 1 – Measurement & Data Acquisition

- Physical measurement infrastructure
    - Calibration benches and primary standards
    - Sensors and environmental monitoring
    - Data acquisition systems
    - Raw measurement data capture
- 



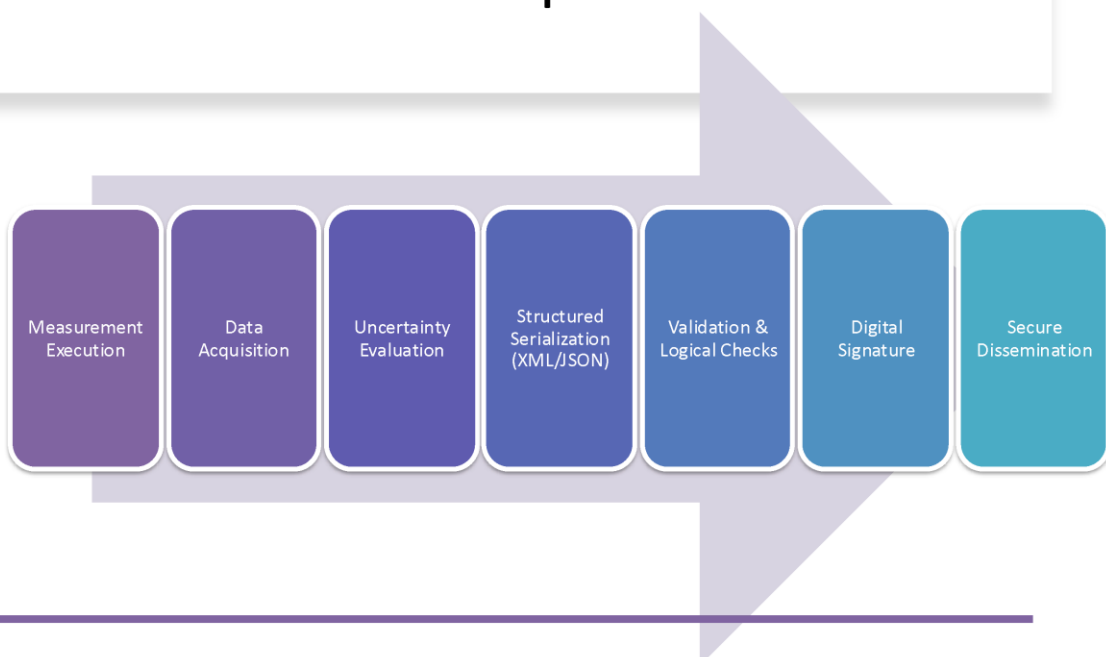
## Layer 2 – Digital Structuring & Processing

- Core digital transformation layer
    - Standardized data formatting
    - Component-wise uncertainty evaluation
    - DCC schema mapping (XML / JSON)
    - Schema and logical validation mechanisms
-

## Layer 3 – Trust, Security & Dissemination

- Ensuring authenticity and interoperability
  - PKI-based digital signature
  - Integrity hash and trusted time stamping
  - Secure repository management
  - Interoperability interfaces (NMI / Accreditation / Industry)

## End-to-End Conceptual Workflow





## Implementation Challenges

- Transition involves institutional considerations
    - Legacy data migration
    - LIMS interoperability constraints
    - Legal recognition of digital certificates
    - Capacity building and stakeholder readiness
- 




## Phased Institutional Roadmap

- Structured deployment strategy
    - Internal validation and stakeholder consultation
    - Prototype schema development
    - Pilot implementation in selected domains
    - Gradual scaling and harmonization
-



## Strategic Impact for CSIR-NPL

- Long-term institutional benefits
    - Improved transparency and efficiency
    - Reduced manual handling risks
    - Enhanced international comparability
    - Strengthened role in global DCC harmonization
-



THANK YOU



QUESTIONS &  
DISCUSSION



[Back to Table of Contents above](#)

## 025 Louis Wyss: A Robust Data Pipeline for Raw Measurement Processing and Uncertainty Propagation using METAS UncLib

Presenting author: Louis Wyss [1]

Email: [louis.wyss@metas.ch](mailto:louis.wyss@metas.ch)

Additional authors:

Nicolas Mischler: [1] [nicolas.mischler@metas.ch](mailto:nicolas.mischler@metas.ch)

Peter Blattner: [1] [peter.blattner@metas.ch](mailto:peter.blattner@metas.ch)

Institute:

[1] federal Institute of Metrology METAS, Lindenweg 50, 3003 Bern-Wabern, Switzerland

Keywords: UncLib, Traceability, Data Pipeline, Data Management

### Abstract

The global transition toward a digital Quality Infrastructure (QI) depends not only on the standardization of Digital Calibration Certificates (DCC) but also on the reliability and automation of the data generation processes that feed them. As metrology institutes and laboratories move away from manual workflows, there is a critical need for software solutions that ensure machine-readable data is processed with rigorous metrological traceability. This work presents a comprehensive data pipeline designed to automate the lifecycle of measurement data—from raw acquisition to standardized storage—serving as a foundational engine for various digital products.

Our developed pipeline addresses the challenge of handling complex raw measurement data by establishing a streamlined, automated workflow. The system first ingests and parses raw measurement files, normalizing diverse input formats into a consistent internal structure. A defining feature of this architecture is the integration of METAS UncLib<sup>1</sup>, a Python library developed by the Federal Institute of Metrology (METAS) for automated uncertainty propagation. By utilizing multivariate uncertainty propagation objects rather than simple float values, the pipeline ensures that measurement uncertainties are calculated in strict accordance with the Guide to the Expression of Uncertainty in Measurement (GUM). Metrological traceability is integrated directly into the pipeline through METAS UncLib objects. These objects ensure that sensitivity coefficients and correlations are handled automatically.

Final processed results, including their associated uncertainty components, are persisted in a structured file storage system optimized for retrieval and interoperability. This architecture not only secures the integrity of the measurement data but also provides a data source that adheres to FAIR (Findable, Accessible, Interoperable, Reusable) principles. By decoupling data processing from certificate generation, our project demonstrates a scalable pathway for laboratories to modernize their operations, ensuring that the digital future of metrology is built upon accurate, transparent, and mathematically rigorous data.

References:

- [1] M. Zeier, J. Hoffmann and M. Wollensack (2012): Metas. UncLib.a measurement uncertainty! calculator for advanced problems, in: Metrologia, Volume 49, Page 809

[Back to Table of Contents above](#)

## Presentation #025 of Louis Wyss



### **A Robust Data Pipeline for Raw Measurement Processing and Uncertainty Propagation using METAS Unclib**

N. Mischler, L. Wyss, P. Blattner,

25.02.2026

#### **Agenda**

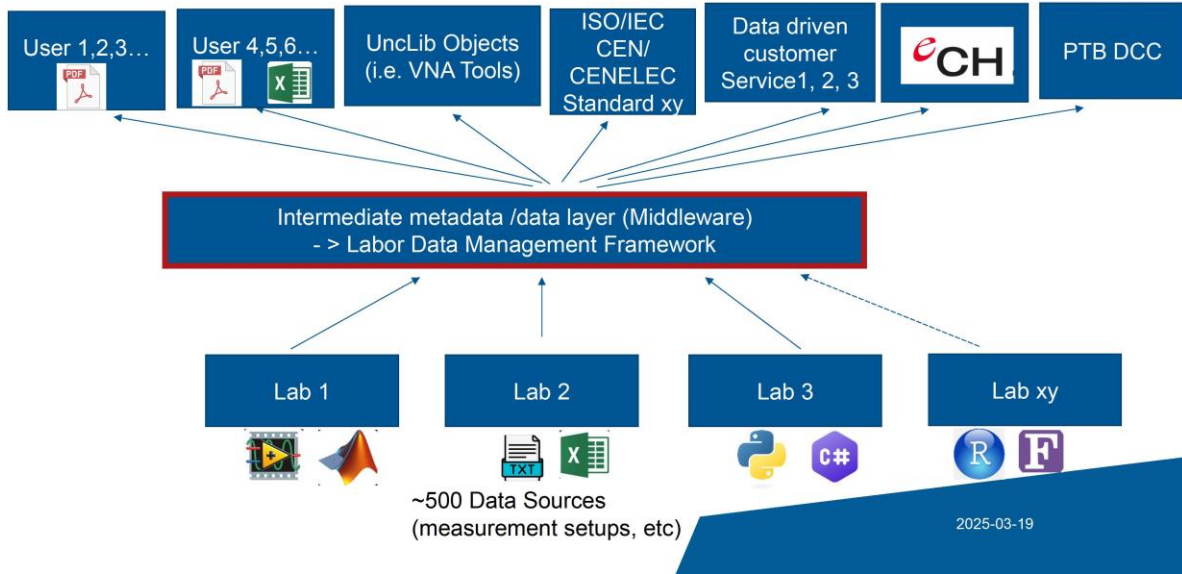


- Motivation
- Laboratory Data Management Framework
- METAS Unclib

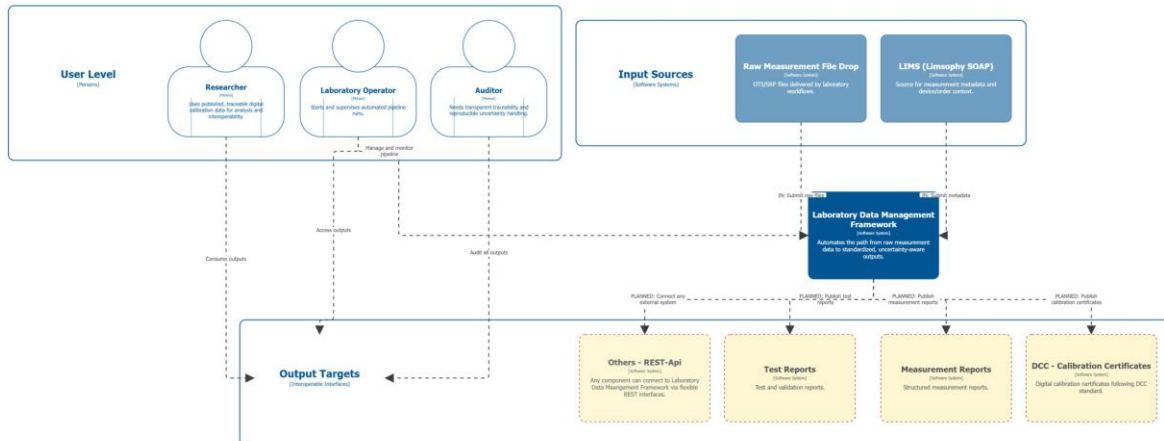
25.02.2026

2

## Motivation

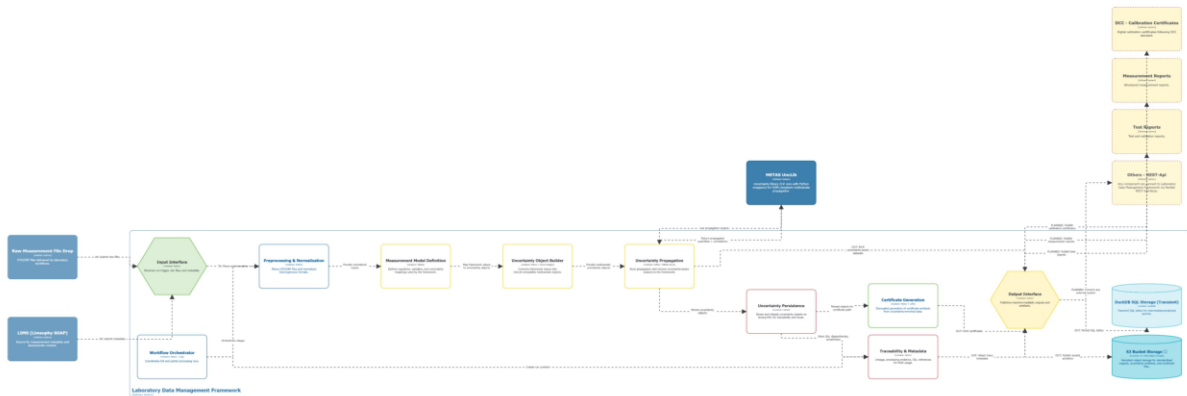


## Laboratory Data Management Framework



# Laboratory Data Management Framework

Architecture Backbone: Decoupled, Traceable, Scalable

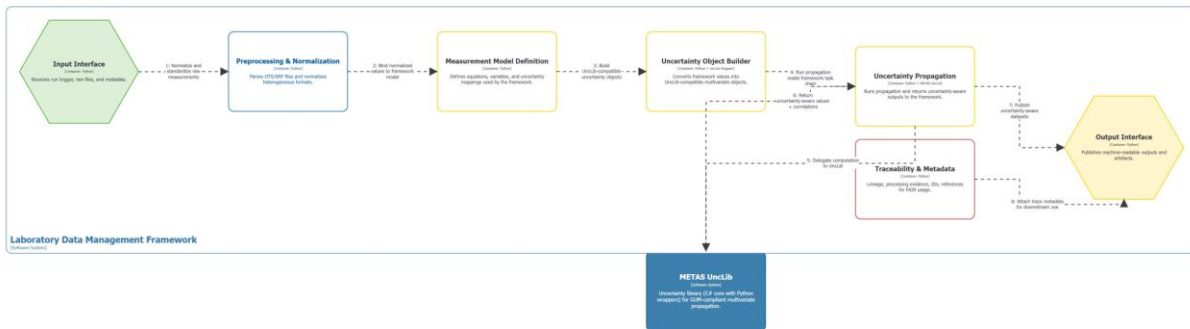


25.02.2026

5

# Laboratory Data Management Framework

Unclib Integrated into the Production Pipeline



25.02.2026

6

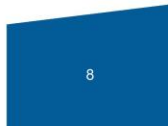
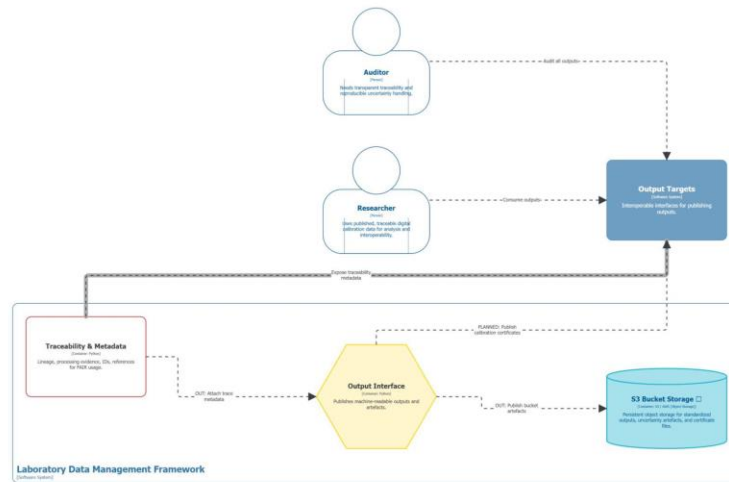
# Laboratory Data Management Framework

*Persist, Trace, Reuse: Operationalizing Metrological Traceability*



# Laboratory Data Management Framework

*FAIR, Traceable, and Ready for DCC Interoperability*



## Metrological Traceability through UncLib<sup>1</sup>



- METAS UncLib is a C# software library
  - Provides Wrapper for Python and Matlab, freely available (<https://www.metas.ch/unclib>)
- Handles complex-valued and multivariate quantities
- Uses objected-oriented programming and overloads operators
  - Integrated with numpy in Python
- Offers three different propagation modes
  - LinProp: Linear uncertainty propagation
  - DistProp: Higher order uncertainty propagation
  - MCProp: Monte Carlo Propagation

<sup>1</sup> M. Zeier et al. (2012), Metas.UncLib - A measurement uncertainty calculator for advanced problems

25.02.2026

9

## Implementation of METAS UncLib



*Define measurement model and uncertainties*

$$X_{O_3} = -\frac{\ln(D)}{\alpha_x \cdot L} \cdot \frac{T}{T_S} \cdot \frac{P_S}{P}$$

Component	Source	Distribution	Standard Uncertainty
Optical Pathlength, L	Measurement scale	Rectangular	0.0006 cm
	Variability	Normal	0.004 cm
	Divergence	Rectangular	0.115 cm
Pressure, P	Sensor calibration	Normal	0.015 kPa
	Cell Difference	Rectangular	0.018 kPa
Temperature, T	Sensor calibration	Normal	0.05 K
	Gradient over cells	Rectangular	0.115 K
Scaler, S	Resolution	Rectangular	0.5
Transmittance, D	Repeatability	Normal	$1.0 \cdot 10^{-5}$
Absorption coefficient, $\alpha_x$	Conventional value	Normal	0.943609

25.02.2026

10

## Implementation of METAS UncLib

### Define uncertainty objects in Python

- An uncertainty object has a *distribution* with *value* and *uncertainty*, *description* and an *ID*
  - `unc_object = ufloatfromdistribution(distribution(value, uncertainty), description, id)`
- Distribution* defines how the uncertainty object is distributed (normal, rectangular, trapez etc.)
- Each input parameter has a unique *ID* which allows traceability
- description* is a human readable string

```
UNC_ALPHA = ufloatfromdistribution(
    distribution=NormalDistribution(ALPHA_VALUE, ALPHA_UNCERTAINTY),
    id=str(uuid.uuid4()),
    desc="Absorption coefficient [cm^-1]"
)

u_l1_geo = ufloatfromdistribution(
    distribution=NormalDistribution(l1_VALUE, l1_UNCERTAINTY),
    id=str(uuid.uuid4()),
    desc="Cell 1 geometrical length [cm]"
)

u_l2_geo = ufloatfromdistribution(
    distribution=NormalDistribution(l2_VALUE, l2_UNCERTAINTY),
    id=str(uuid.uuid4()),
    desc="Cell 2 geometrical length [cm]"
)

u_cal = ufloatfromdistribution(
    distribution=NormalDistribution(l_CALIBRATION_VALUE, l_CALIBRATION_UNCERTAINTY),
    id=str(uuid.uuid4()),
    desc="Length calibration factor"
)

u_div1 = ufloatfromdistribution(
    distribution=UniformDistribution(l_DIVERGENCE_MIN, l_DIVERGENCE_MAX),
    id=str(uuid.uuid4()),
    desc="Beam divergence Cell 1 [cm]"
)

u_div2 = ufloatfromdistribution(
    distribution=UniformDistribution(l_DIVERGENCE_MIN, l_DIVERGENCE_MAX),
    id=str(uuid.uuid4()),
    desc="Beam divergence Cell 2 [cm]"
)

UNC_OPTICAL_LENGTH = (u_l1_geo * u_cal + u_div1) + (u_l2_geo * u_cal + u_div2)
K = (1 / (UNC_ALPHA * UNC_OPTICAL_LENGTH)) * (P_S / T_S)
```

25.02.2026

11

## Implementation of METAS UncLib

### Calculate uncertainty

- Because UncLib overloads the operations and is compatible with numpy, calculations can be done simply as

```
UNC_OPTICAL_LENGTH = (u_l1_geo * u_cal + u_div1) + (u_l2_geo * u_cal + u_div2)
K = (1 / (UNC_ALPHA * UNC_OPTICAL_LENGTH)) * (P_S / T_S)

print(f"Alpha: {UNC_ALPHA},\nOptical Length: {UNC_OPTICAL_LENGTH},\nK-Factor: {K}")
```


- And the output is

```
Alpha: 304.39 ± 0.94,
Optical Length: 179.522 ± 0.32870110767585037,
K-Factor: 6.78839881510505e-06 ± 3.339296896756227e-08
```

25.02.2026


12





## Thank you

Nicolas Mischler  
Louis Wyss  
Peter Blattner



Eidgenössisches Institut für Metrologie METAS

[Back to Table of Contents above](#)

## 026 Gean Marcos Geronymo: An End-to-End Framework for Electrical Metrology Digitalization: API-based DCC Integration, XSLT Visualization, and Workflow Automation

Presenting author: Gean Marcos Geronymo [1]

Email: [gngeronymo@inmetro.gov.br](mailto:gngeronymo@inmetro.gov.br)

Additional authors:

Rodrigo Ventura [rventura@inmetro.gov.br](mailto:rventura@inmetro.gov.br) [1]

Institute:

[1] Instituto Nacional de Metrologia, Qualidade e Tecnologia, Av. Nossa Senhora das Grapas, 50, CEP 25250-020, Duque de Caxias, Brasil

Keywords: Digital Transformation, Digital Calibration Certificate, Automation, Database, Metrology 4.0

### Abstract

Digital transformation in metrology is evolving from simple document dematerialization toward the creation of truly machine-readable Digital Calibration Certificates (DCCs). This paper presents recent advancements at the National Institute of Metrology, Quality and Technology (Inmetro) in implementing a robust ecosystem for the generation, visualization, and processing of DCCs within electrical metrology laboratories.

The methodology focuses on the development of a Python-based Application Programming Interface (API) that streamlines the creation of DCCs in XML format, in full compliance with the schema proposed by PTB. One of the primary challenges addressed is the inherent complexity of the XML schema for laboratories accustomed to analog processes. To bridge this gap, a simplified JSON structure was developed to map directly to the data fields of conventional certificates. This allows for data input via both JSON and Excel spreadsheets, making the process accessible to laboratory staff with basic IT skills while maintaining technical rigor.

A key contribution of this framework is the development of a custom DCC viewer using Extensible Stylesheet Language Transformations (XSLT). This tool addresses the need for human readability by rendering the complex XML data into a visual format that closely mirrors the official calibration certificate templates used by Inmetro. This ensures that, while the data is machine-optimized, it remains intuitive and verifiable for human end-users and quality managers, facilitating the transition from paper-based systems.

Furthermore, the study details the practical implementation of embedding the DCC XML within a PDF/A-3 file, providing a hybrid solution that combines familiar digital signatures with machine-readability. The effectiveness of the framework was validated through a pilot project involving Inmetro's LAMPE and LACEL laboratories. By utilizing tools such as NI Lab VIEW to extract data from DCCs and automatically update reference databases, a fully automated calibration workflow was demonstrated. The results indicate that the use of DCCs eliminates manual transcription errors and significantly reduces processing time for certificates with extensive data points.

The study concludes that the combination of modular APIs and standardized visualization tools is essential for global interoperability. This framework serves as a scalable model for

National Metrology Institutes transitioning into the Metrology 4.0 era, ensuring that digital certificates are both technologically advanced and practically accessible.

References:

- [1] Geronymo, G.; Ventura, R. (2025): Recent advances in Inmetro's Digital Calibration Certificates (DCCs) implementation. XVI Congresso Intemcional de Metrologia Eletrica (Semetro).
- [2] Geronymo, G. (2023): Enhancing Digital Calibration Certificate (DCC) Workflow: Python-based DCC Tools Development and Implementation. XV Congresso Intemcional de Metrologia Eletrica (Semetro).

[Back to Table of Contents above](#)

## [Presentation #026 of Gean Marcos Geronymo](#)

### An End-to-End Framework for Electrical Metrology Digitalization

API-based DCC Integration, XSLT Visualization, and Workflow Automation  
6th International DCC Conference

G M Geronymo, R V F Ventura

Instituto Nacional de Metrologia, Qualidade e Tecnologia – Inmetro  
Duque de Caxias, Brazil

[gngeronymo@inmetro.gov.br](mailto:gngeronymo@inmetro.gov.br) [rvventura@inmetro.gov.br](mailto:rvventura@inmetro.gov.br)

2026

Navigation icons: back, forward, search, etc.

G M Geronymo & R V F Ventura (Inmetro)

Inmetro DCC Framework

2026

1 / 17

## Outline

- 1 Work Focus
- 2 Framework Architecture
- 3 Human-Readable Delivery
- 4 Pilot and Results

Navigation icons: back, forward, search, etc.

G M Geronymo & R V F Ventura (Inmetro)

Inmetro DCC Framework

2026

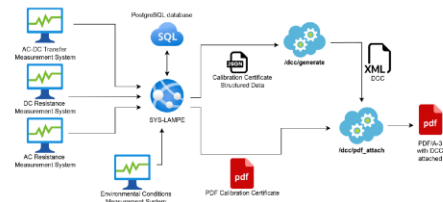
2 / 17

## Scope of this contribution (for a DCC-specialized audience)

This presentation focuses on implementation details and practical results, assuming prior familiarity with DCC concepts. **What is**

**new since our previous report:**

- Consolidated Flask-based service architecture (Docker deployment)
- Expanded data model for multiple quantities and multi-index tables
- XSLT-based DCC visualization workflow integrated in the web app
- PDF/A-3 attachment pipeline with SHA256 integrity artifact
- Pilot-grade end-to-end integration in Inmetro laboratories (LAMPE and LACEL)



## Technical contributions in this version

### Main objective

Deliver an **operational end-to-end framework** for generation, visualization, validation, delivery, and downstream use of DCCs.

- Route `/dcc/generate`: JSON to DCC XML (schemaVersion 3.2.0)
- Route `/dcc/upload_xls`: Excel workbook to JSON to DCC XML
- Route `/dcc/visualizar_dcc`: XML to HTML via XSLT template
- Route `/dcc/pdf_attach`: XML embedding in PDF/A-3 plus SHA256SUM.txt
- Route `/dcc/validate_xml`: XML schema validation with automatic XSD import/include loading

## Implementation architecture and deployed stack

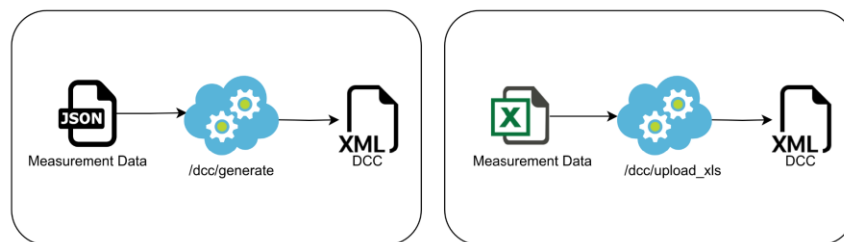
- Open-source implementation:  
[https://github.com/gmgeronimo/dcc\\_tools](https://github.com/gmgeronimo/dcc_tools)
- Current production-oriented stack: Python Flask microservice
- Deployment model: Docker Compose (default service on port 9099)
- Core libraries: lxml, pandas/openpyxl, pikepdf
- Data input routes:
  - JSON for system-to-system automation
  - Excel for operator-assisted laboratory workflows
- Output: PTB DCC XML + optional visualization/validation/attachment services



Certificado de Calibração Digital (DCC)

Publicações	FAQ (perguntas frequentes)	Exemplos
Excel para DCC	JSON para DCC	Enviar DCC no PDF
Validar XML	Documentação da API	Visualizar DCC
GEMMREG Tool (V7)	Código-Fonte (GitHub)	

## Implemented API workflow and endpoints



`/dcc/generate, /dcc/upload_xls, /dcc/pdf_attach, /dcc/visualizar_dcc, /dcc/validate_xml`

### Gerar DCC a partir de arquivo JSON

[Exemplo de arquivo JSON](#)

Arquivo JSON:

No file chosen

### Gerar DCC a partir de planilha Excel

[Exemplo de planilha Excel](#)

Planilha Excel:

No file chosen

## Simplified JSON model: implementation decisions

- Administrative blocks mirror Inmetro certificate metadata fields
- `mensurando` supports multiple quantities with independent units and labels
- `indices` supports variable-dimensional indexing per quantity (range, voltage, frequency, ...)
- `resultados` stores value/uncertainty/coverage factor with quantity linkage
- Relative uncertainty mode (ppm) is converted to absolute uncertainty in generation stage

## Input JSON example used by the API

```
{
  "mensurando": [
    {"label": "acdc", "name": "AC-DC transfer difference",
     "col_name": "delta_u", "unit": "\\micro\\volt\\volt\\tothe{-1}",
     "unc_relativa": false}
  ],
  "indices": [
    {"mensurando": "acdc", "label": "range", "unit": "\\volt"},
    {"mensurando": "acdc", "label": "frequency", "unit": "\\kilo\\hertz"}
  ],
  "resultados": [
    {"mensurando": "acdc", "range": "0.022", "frequency": "0.01",
     "value": "-280", "unc": "44", "k": "2.13"}
  ]
}
```

This structure is shared by `/dcc/generate` and `/dcc/upload_xls`.

## Corresponding generated DCC XML (excerpt)

```
<dcc:result>
  <dcc:name><dcc:content lang="pt">AC-DC transfer difference</dcc:content></dcc:name>
  <dcc:data>
    <dcc:list>
      <dcc:quantity>...<si:valueXMLList>0.022</si:valueXMLList>
        <si:unitXMLList>\volt</si:unitXMLList></dcc:quantity>
      <dcc:quantity>...<si:valueXMLList>-280</si:valueXMLList>
        <si:unitXMLList>\micro\volt\volt\tothe{-1}</si:unitXMLList>
        <si:uncertaintyXMLList>44</si:uncertaintyXMLList>
        <si:coverageFactorXMLList>2.13</si:coverageFactorXMLList>
      </dcc:quantity>
    </dcc:list>
  </dcc:data>
</dcc:result>
```

Generated by /dcc/generate from the previous JSON structure.

## XSLT visualization pipeline (new module)

- Implemented at route /dcc/visualizar\_dcc
- Transformation engine uses lxml.etree.XSLT
- Current template path:  
static/examples/xslt/hr\_template.xsl
- Output is HTML rendered from the same DCC XML payload
- Improves verification without duplicating certificate data sources



## XSLT rendering examples

```

<si:unit>\percent</si:unit>
<si:expandedList>
  <si:uncertainty>2.8</si:uncertainty>
  <si:coverageFactor>2</si:coverageFactor>
  <si:coverageProbability>0.9545</si:coverageProbability>
</si:expandedList>
</si:real>
</dcc:quantity>
</dcc:data>
</dcc:influenceConditions>
</dcc:influenceConditions>
<dcc:result>
  <dcc:result>
    <dcc:name>
      <dcc:content lang="pt">Resistência em Corrente Contínua</dcc:content>
    </dcc:name>
    <dcc:data>
      <dcc:list>
        <dcc:quantity>
          <dcc:name>
            <dcc:content lang="pt">Tensão</dcc:content>
          </dcc:name>
          <si:realListXMLList>
            <si:valueXMLList>10</si:valueXMLList>
            <si:unitXMLList>volt</si:unitXMLList>
          </si:realListXMLList>
        </dcc:quantity>
      </dcc:list>
    </dcc:data>
    <dcc:content lang="pt">V.m.</dcc:content>
  </dcc:name>
  <si:realListXMLList>
    <si:valueXMLList>100.000134</si:valueXMLList>
    <si:unitXMLList>kilohom</si:unitXMLList>
  </si:realListXMLList>
  <si:expandedListXMLList>
    <si:uncertaintyXMLList>3.90E-05</si:uncertaintyXMLList>
    <si:coverageFactorXMLList>2.00</si:coverageFactorXMLList>
    <si:coverageProbabilityXMLList>0.9545</si:coverageProbabilityXMLList>

```

## PDF/A-3 attachment module: implementation details

### Incluir DCC no PDF do Certificado de Calibração

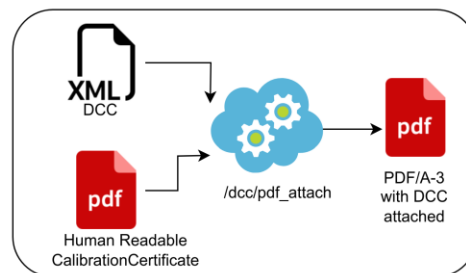
**Arquivo XML:**

No file chosen

**Arquivo PDF:**

No file chosen

Enviar



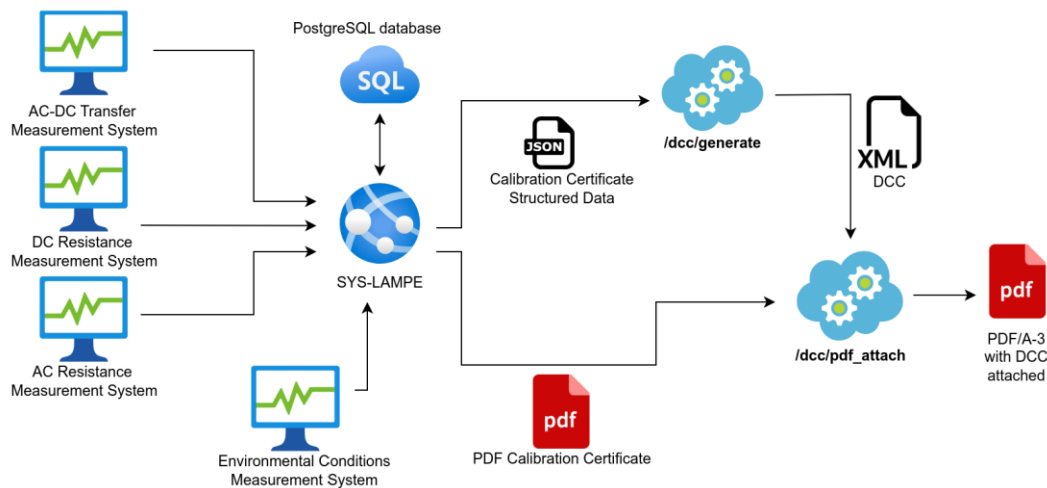
- Implemented at route /dcc/pdf\_attach
- XML attached as EmbeddedFile with AFRelationship=Alternative
- Names tree updated for attachment navigation in common PDF readers
- Additional attached file: SHA256SUM.txt for integrity verification

## Attachment accessibility in standard PDF readers



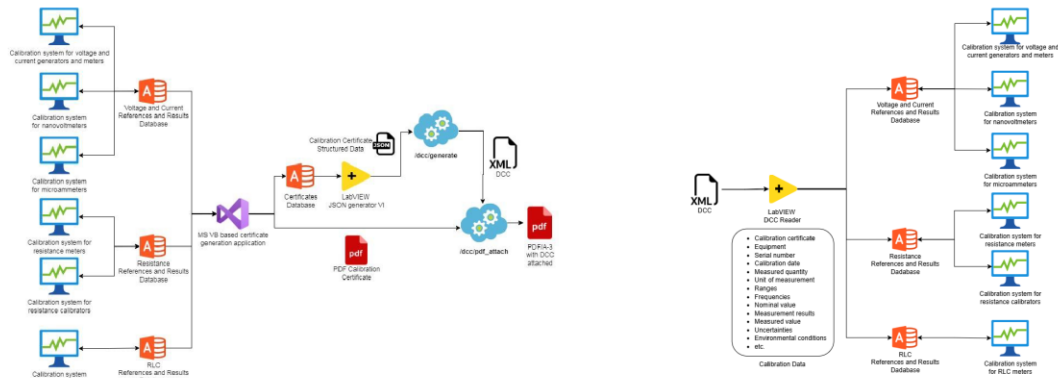
Operational behavior verified in common readers while preserving machine extraction of XML

## Pilot deployment: LAMPE and LACEL laboratories



SYS-LAMPE / LACEL databases → JSON → API → DCC XML → PDF/A-3 with attachment

## Automated DCC processing in LabVIEW



DCC Reader VI extracts calibration data and updates reference databases automatically.

## Observed impact and open technical points

### Operational gains in the pilot

- Elimination of manual data transcription from certificates
- Reduced risk of transcription errors in high-point calibrations
- Faster update cycle for reference data in automation systems
- Stable interoperability between generation and LabVIEW processing workflow

### Open points under active development

- Harmonized refType strategy and ontology/PID alignment
- Progressive adoption of multilingual fields and richer semantic tagging
- Expansion of validated integrations across additional laboratory stacks

Thank you

Thank you for your attention

G M Geronymo – gmgeronymo@inmetro.gov.br  
R V F Ventura – rvventura@inmetro.gov.br

6th International DCC Conference

[Back to Table of Contents above](#)

Day 3 2026-02-26 Thursday  
Plenary Session  
Session Chair: Hector Laiz

P06 Sami Koskinen:  
Live demonstration: how DCC is created by the vendor  
and utilized by the end user

Presenting author: Sami Koskinen [1]

Email: [sami.koskinen@beamex.com](mailto:sami.koskinen@beamex.com)

Additional authors: Nil

Institute:

[1] Beamex Oy Ab, Ristiruonraitti 10, 68600 Pietarsaari, FINLAND

Keywords: Automation, DCC creation, DCC delivery, DCC import

## Abstract

Digital Calibration Certificates (DCC) are reshaping the calibration landscape by enabling secure, structured, and machine-readable data exchange across the entire calibration chain. While the concept of DCC is rapidly gaining traction, industry stakeholders still ask a practical question: How can the DCC actually be used in practice? This presentation answers that question through a live end-to-end demonstration.

The first part of the demonstration shows an example how a calibration service provider or an instrument manufacturer can generate a DCC using modern calibration tools and software infrastructure. The demonstration walks through the process from the initial calibration execution at a production facility, through guided calibration execution, to the automatic creation of a DCC. The audience will see how structured, validated data flows seamlessly from reference standards and process instruments into the digital certificate.

The second part of the demonstration focuses on the end user's perspective. Participants will observe how a DCC is imported, interpreted, and utilized in the end user's on-premises calibration management system. This includes how end users can access key metadata, verify traceability, assess measurement results, and store calibration results securely as a part of the asset lifecycle management. The session highlights how structured digital data dramatically improves searchability, compliance management, and integration with broader digital ecosystems.

[Back to Table of Contents above](#)

## Presentation #P06 of Sami Koskinen

Mr. Sami Koskinen presented a live demonstration.

[Back to Table of Contents above](#)

## P07 Anjali Sharma: Assessing Feasibility of KCDB API–Driven Service Classification for NMI Service Catalogues: A Use Case from NPL India for Digital Calibration Requests

Presenting author: Anjali Sharma [1]

Email: [anjali.nplindia@csir.res.in](mailto:anjali.nplindia@csir.res.in)

Additional authors: Nil

Institute:

[1] Digital Transformation Working Group, CSIR-National Physical Laboratory, Dr K S Krishnan Marg, New Delhi, 110060, India.

Keywords: KCDB API, service classification, NMI service catalogue, Digital Calibration Request, Calibration Workflow Automation

### Abstract

The digital transformation of calibration services requires not just the digitalization of certificates and workflows, but also a well-structured and interoperable representation of the calibration services themselves. In practice, service catalogues at National Metrology Institutes (NMIs) are frequently maintained as local lists with descriptions intended for customers to read [1]. This may lead to inconsistencies in how services are understood, limited interoperability, and a significant reliance on human evaluation of customer requests [2],

This talk presents a service classification method evaluated as a practical use case to determine whether internationally defined services in the BIPM KCDB API [3] can serve as a basis for developing or aligning NMI-level service catalogues. Using NPL India as a case study, service definitions were extracted from the KCDB API and converted into service categories [4], which were then mapped to NPL India's specific calibration services, enabling a customer-facing Digital Calibration Request workflow.

The key contribution of this research is the development and assessment of KCDB API service descriptions [3] as reusable digital components for NMI service catalogues. The implementation revealed challenges in mapping, such as discrepancies in the level of detail between KCDB capability descriptors and customer-oriented service definitions, the management of laboratory specific constraints (e.g., ranges and turnaround times), semantic ambiguities in service naming, and the need for additional metadata to automate feasibility assessments.

This work is on-going; the mapping results are being refined and will undergo validation by domain experts and metrologists at NPL India before operational adoption. Our findings offer preliminary evidence that KCDB API-driven service classification can facilitate scalable harmonization and automation at the NMI level, while also identifying critical gaps for enabling a reliable end-to-end process.

References:

- [1] Webpage (2026): Calibration & Testing - CSIR-NPL (Centre for Calibration & Testing - CFCT), <https://www.nplindia.org/index.php/commercial-services/calibration-testing/>, last accessed: 29.01.2026
- [2] Webpage (n.d.): CSIR-NPL Centre for Calibration & Testing (CFCT) 'Calibration & Testing – NPL'. Accessed: Apr. 29, 2026. [Online]. Available: <https://www.nplindia.in/index.php/commercial-services/calibration-testing/>

## Presentation #P07 of Anjali Sharma



### 6<sup>th</sup> INTERNATIONAL DCC CONFERENCE

#### Assessing Feasibility of KCDB API-Driven Service Classification for NMI Service Catalogues: A Use Case from NPL India for Digital Calibration Requests

Dr. Anjali Sharma

Sr Principal Scientist & Assoc. Prof. AcSIR  
Anjali.nplindia@csir.res.in

## Introduction

### *Transactional viewpoint: producers and consumers of data*

A **producer** will not know the requirements of (possibly many) consumers of data.

**Consumers** may need data for different purposes.

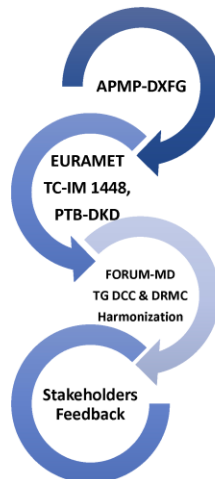
•Calibration ensures **measurement reliability and traceability**.





## Why?

- ❖ Heterogeneous data formats
- ❖ Heterogeneous calibration schema formats, semantics, languages, laws & regulations, data formats etc.
- ❖ Manual errors and inefficiencies
- ❖ Lack of interoperability across platforms
- ❖ Difficulties in traceability and standardization



## What?

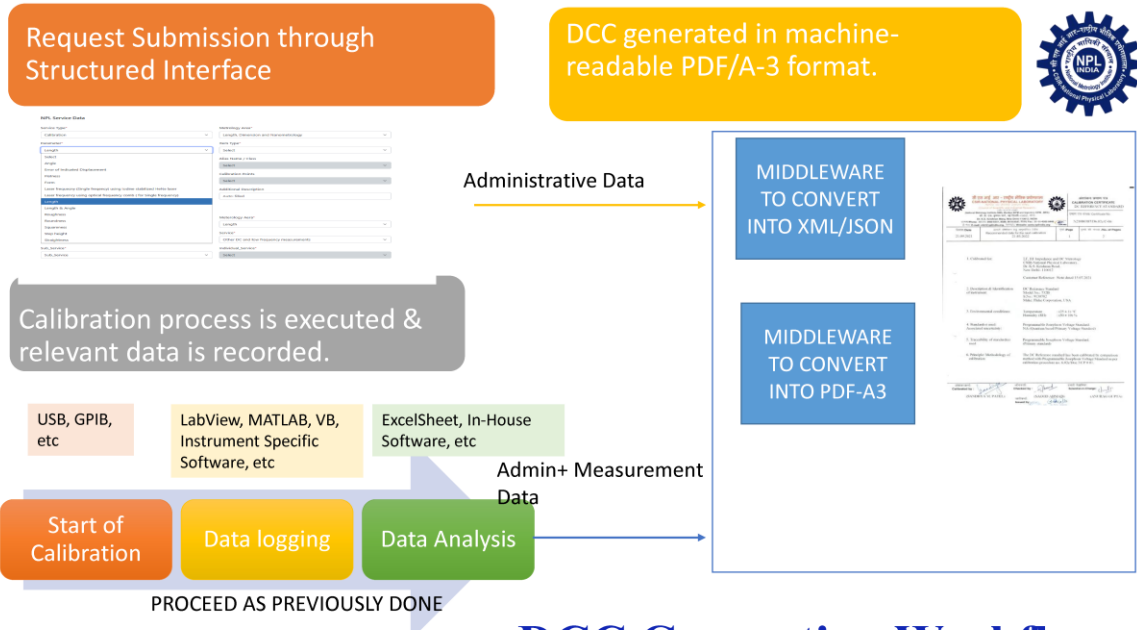
- ❖ A unified, **machine-readable and interoperable** format for calibration certificates.
- ❖ Traceable measurement data
- ❖ Semantics & data
- ❖ Modelling

NMIs can Push but Pull from stakeholders is critical for DCC to be a success

## How?



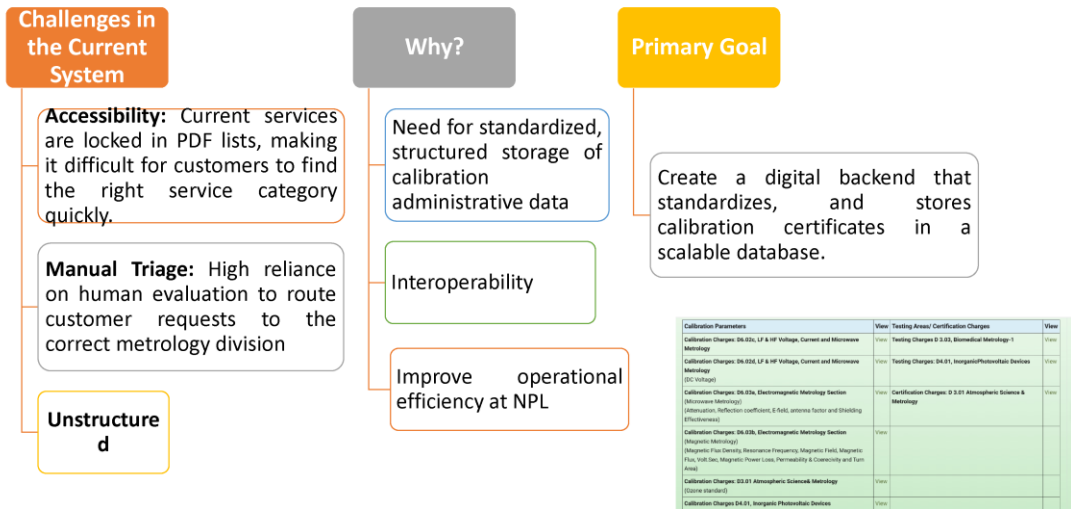
- How this PUSH-PULL may be achieved?
  - Showcase direct benefits
  - Build trust by providing increased document security and better turnaround time.
  - Incremental Approach: Provide bundle measurement data with the certificate on request.
  - Solution should not require lot of changes at the receiving end
  - Give them a business model which shows how its helpful
- Support **interoperability and digital transformation** in metrology. Use BIPM SIDF and explore its feasibility



6th International DCC Conference, 26 February 2026, NPLI

## DCC Generation Workflow

## Digitizing the NPLI Service Catalogue

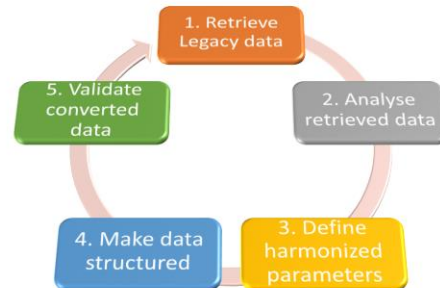




## Challenges to Address

- Legacy systems: No structured information  
NMI service catalogues are operational and customer-facing
- Resources may be limited so incremental adoption is often required
- KCDB provides internationally structured service taxonomy

Can we utilize the BIPM KCDB Service category APIs for automation and interoperability of identification of measurand through these metadata information?



## System Architecture Overview



### MODEL-VIEW-CONTROLLER (MVC) APPROACH

- ❖ **Model:** Defines data structures and business logic.
- ❖ **View:** Presents user interface via Flask.
- ❖ **Controller:** Manages communication between model and view.

### OPEN-SOURCE TECHNOLOGIES USED

- ❖ ReactJS v18.3.1
- ❖ Python v3.11.7
- ❖ Flask v3.0.3
- ❖ Pandas v2.1.4
- ❖ PostgreSQL v16.3
- ❖ Miktex v24.4 (Windows)





Flask



pandas

## The SI Digital Framework - Core services layer





**Metadata models and digital references for:**

- **Units of measurement**
  - The SI Reference Point
- **Types of quantities**
  - Quantities metadata model
  - **KCDB service categories metadata model**
  - Nuclides metadata model
- **Metrological traceability**
  - Resolver for KCDB CMCs

<https://si-digital-framework.org/SI>

## Objective of the Study

Harmonize NPL service catalogue

➔


Support Digital Calibration Request workflow

➔

Enable structured DCC generation

➔

Evaluate feasibility of using KCDB service classification



## Methodology Overview

Analyze NPL service catalogue

➔

Service decomposition into structured attributes

- Convert textual services into structured service objects
- Identify quantity domain, measurand, range, requirements
- Extract operational constraints like service delivery time, on-site/off-site, normal or tatkal(urgent), charges, taxes, etc

➔

Extract KCDB service classification via API

➔

Multi-level mapping strategy through Expert validation (To be done)

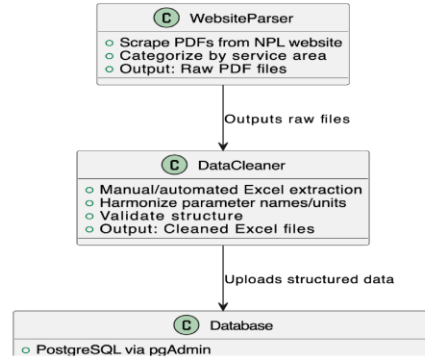
## Digitizing the NPLI Service Catalogue



CALIBRATION	TESTING
Acoustics	Chemicals
Force	DC Metrology
Length	Energy materials
Mass	Fluid flow
Optical radiation	Gas Metrology
Pressure	In House BND
Temperature	Magnetic Metrology
AC high voltage	Microwave Metrology
AC power	Outreach
Atmospheric science	Photovoltaic Devices
Capacitance	Pressure
DC current	Quantum Hall
DC high voltage	Time and Frequency
Defibrillator	
Fluid flow	

- Created a harmonised digital eService catalogue for NPL Calibration & Testing services using 45 Pdf files from NPL India website (Calibration Charges: 26 PDFs+ Testing Charge: 19 PDFs)

### Methodology Followed



6th International DCC Conference , 26 February 2026, NPLI

## Challenges faced in digitizing the NPLI Service Catalogue



- Inconsistent & different PDF format (different terminologies, merged cells, line breaks, referencing separate sheets, missing or unclear column names, etc).
- Identified common data fields. Standardized column names and data types. Cleaned multi-line text and handled missing values.

**Onsite Calibration charges**

Sl. No.	Parameter	Item/ Equipment name	Charges (INR)	Remarks
<b>Goniophotometer with Spectroradiometer</b>				
1	Goniophotometer for Luminous Flux		6000	
2	Color temperature		2800	
3	Chromaticity coordinates		2800	Depends on time slot requested by the customer as well as manpower available at NPL
4	Wavelength (Visible spectrum)		6450	NA
5	Luminous Intensity		2800	
<b>Integrating Sphere with Spectroradiometer</b>				
1	Wavelength (Visible spectrum)		6450	Depends on time slot requested by the customer as well as manpower available at NPL
2	Luminous Flux		2800	
3	Color Temperature		2800	
4	Chromaticity coordinates		2800	
*	Scientist/Technologist Charges (per person - per day)		700	Per person per day

Sl. No	Parameter	Item Type Group	Item Name	Alias Name	Testing Parameters	Sample Requirement/ Sample Size	Limitation/ Condition	Charges per Item INR	Additional Charges INR	Description for Additional Charges	Remarks, if any	Normal	Tactical
1	Power Energy	1-Phase Energy meter	1-Phase Energy meter		One Voltage/Current Range (Accuracy, voltage & frequency influence tests)			8500	2000	For each additional test	any type of reference/amp test		attached on separate sheet for all items
2		1-Phase Energy meter	1-Phase Energy meter		One Voltage/Current Range (Accuracy influence tests, AC/DC magnetic tests, temp test, display precisions, communication capability - RS485)			3500	2000	For each additional test	any type of reference/amp test		
...					One Voltage/Current						any type of		



# HARMONIZATION OF PARAMETERS

## UNIFIED LIST OF PARAMETERS FOR CALIBRATION

- 1 Parameter
- 2 Item Type / Group
- 3 Item Name
- 4 Alias Name
- 5 Range
- 6 No. of Points for Calibration / Procedure No.
- 7 Calibration Parameters (for metrology-specific cases)
- 8 Limitation / Condition
- 9 Sample Requirements (if any)
- 10 Charges per Item Rs.
- 11 Additional Charges Rs.
- 12 Description for Additional Charges
- 13 Remarks, if any
- 14 EDC (Normal, Tatkal) (where applicable)
- 15 Revised Charges as per CSIR Guidelines (where applicable)

The harmonized parameters list has been shared with  
CFCT department

6th International DCC Conference , 26 February 2026, NPLI

## SYSTEM ARCHITECTURE



### 1. Website Parser

**Technology Used:** Python (requests, BeautifulSoup)

**Purpose:** Automates scraping and downloading of calibration/test files (typically PDFs) from [nplindia.org](http://nplindia.org).

**Output:** Raw PDF files stored in a structured local folder hierarchy, categorized by service area.

### 2. Data Cleaner / Preprocessor

**Technology Used:** Python (pandas, openpyxl), manual transformation via Excel

**Purpose:**

- Extracts tabular data from PDFs (converted to Excel).
- Standardizes units, headers, and parameter names for consistency.
- Resolves formatting issues and harmonizes missing/inconsistent values.

**Output:** Cleaned .xlsx files with a harmonized schema, ready for database insertion.

### 3. Database Layer (PostgreSQL via pgAdmin)

**Schema Design:**

Tables: service, service\_tarrifs, department\_service mapping, Parameters, ranges, type of service, registration/admin\_details, client\_instrument\_details, digital\_calibration\_request

**Key Features:**

- Foreign key relationships
- Timestamped entries for robust auditing
- ISO/IEC 17025-compliant schema design

**Tools Used:** pgAdmin for schema visualization and management; SQL scripts for DDL

**Output:** Structured, and queryable storage of service catalogue

### 4. Storage & Retrieval System

**Purpose:**

- Provides efficient access to stored calibration data
- Enables advanced search (e.g., by case number, customer, parameter)
- Supports auditing and reporting

**Features:**

- Query tools for inspection and verification
- Enables integration with front-end portals or APIs
- Preserves data integrity for long-term use

**Output:** Reliable access to historical service requests for stakeholders.

ACOUSTICS



6th International DCC Conference , 26 February 2026, NPLI



## NPL Department

department_id	department_code	department_name	parent_department_id	level
PK integer	character varying (50)	character varying (200)	integer	integer
55	1	Physical Metrology	[null]	1
29	1.01	Mass Metrology	55	2
39	1.02	Length, Dimension and Nanometrology	55	2
28	1.03	Temperature & Humidity Metrology	55	2
18	1.04	Optical Radiation Metrology	55	2
40	1.05	Force & Hardness Metrology Section	55	2
27	1.06	Pressure, Vacuum & Ultrasonic Metrology Section	55	2
45	1.07	Acoustics and Vibration Metrology	55	2
42	1.08	Fluid Flow Metrology	55	2
43	1.08b	Fluid Flow Metrology (Gas Flow)	42	3
21	1.08c	Fluid Flow Metrology (Water Flow)	42	3
12	56	Electrical Metrology	[null]	1
13	17	LF, HF Impedance and DC Metrology	56	2

6th International DCC Conference , 26 February 2026, NPLI



## NPL Service Catalogue

service_id	service_type	parameter_item	item_type	item_name	alias_name
1	Calibration	AC Power / Energy	1/3-Phase Reference Po...	1/3-Phase Power & Energy Met...	1/3-Phase Reference P...
2	Calibration	Form	Instrument	Formtester	Formtester/Roundness ...
3	Calibration	Magnetic Flux Dens...	Magnetic Field Indicator	Magnetic Field Indicator	Residual Magnetic Gau...
4	Calibration	Gas Flow	Gas Meter	Mass Flow Controller (Laminar ...	High Precision Digital FL...
5	Calibration	Color Temperature	Meters/ Detectors	Colorimeter/ Chromameter/ Co...	
6	Calibration	Density	Glass Hydrometer	High precision Hydrometer (Re...	
7	Calibration	Length	Instrument	Dial Gauge, Plunger /lever Type	
8	Calibration	Length	Accessory	Test Sieve	Sieve
9	Calibration	Viscosity	Viscometer	Glass Capillary Viscometer (Re...	
10	Calibration	Length	End Standard	Gauge Block Set	Slip Gauge By Comparis...
11	Calibration	Quantum Hall Resis...	1kOhm DC Resistor	1kOhm DC Resistor	
12	Calibration	Ultrasonic	Ultrasonic NDT Equipme...	Calibration Block A2 (IIV-VI) V1 ...	

6th International DCC Conference , 26 February 2026, NPLI

tariff_id	service_id	calibratio	calibration_po	testing_p	sample	limitatio	charge_p	additiona	additiona	remarks
1	117	359	4	[null]	[null]		26950	6800	26950	Only one calibration parameter.
2	118	101	4	[null]	[null]		30800	7700	30800	Only one calibration parameter. (N
3	119	65	4	[null]	[null]		41800	10500	41800	Only one calibration parameter. (N
4	120	406	4	[null]	[null]		55000	13800	55000	Only one calibration parameter. (N
5	121	231	4	[null]	[null]		71500	17900	71500	Only one calibration parameter. (N
6	122	206	4	[null]	[null]		17050	4300	17050	Only one calibration parameter.
7	123	312	4	[null]	[null]		19800	5000	19800	Only one calibration parameter.
8	124	83	4	[null]	[null]		26950	6800	26950	Only one calibration parameter.
9	125	79	4	[null]	[null]		30800	7700	30800	Only one calibration parameter.
10	126	37	0.1 Ω/...	Single Fre...	[null]		24800	[null]	24800	Each Resistance Set
11	127	305	1 pF/...	Single Fre...	[null]		24800	[null]	24800	
12	128	343	1.0E...	[null]	[null]		47700	[null]	47700	

Total rows: 2759    Query complete 00:00:00.385    CRLF    Ln 1, Col 1



6th International DCC Conference , 26 February 2026, NPLI

### Individual\_Registration

- registration\_category
  - Columns (2)
    - reg\_cat\_id
    - reg\_cat\_value

reg_cat_id	reg_cat_value
1	INDIVIDUAL
2	ORGANIZATION
3	INTERNAL_USER

reg_id	reg_category_id	f_name	Lname	email
1	1	arti	arya	[null]
2	2	arti	arya	[null]
3	5	npl	[null]	[null]
4	7	jhon	jem	[null]
5	8	jhon	jung	[null]
6	9	mack	mock	er@example.com
7	10	2	npl	[null]
8	11	1	csir	npl
9	12	3	csir	npl
10	13	3	csir	nil
11	14	1	csir	npidehi
12	15	3	csir	nil
13	16	1	csir	npidehi
14	17	1	csir	npidehi
15	18	3	jhon	jeeno
16	19	3	jhon	jeeno
17	20	3	abc	xyz
18	21	1	jhon	jem
19	22	2	csimpl	[null]
20	23	3	diva	Singh
21	24	1	jhon	jem

registration\_details

- Columns (5)
  - reg\_id
  - reg\_category\_id
  - f\_name
  - Lname
  - email

Individual Registration Form

First Name: jhon, Last Name: jem

Phone: 7481938916


Email: jhone@example.com, Alternate Email: jem@example.com

Address Line 1: delhi, Address Line 2: uttaraband

Country: India, State: Delhi, City: East Delhi, Pincode: 111101

New Password: \*\*\*\*, Confirm Password: \*\*\*\*

6th International DCC Conference , 26 February 2026, NPLI



emp_id	emp_reg_id	designation	signature	email
1	1	13 du	[null]	jmjho@gmail.com
2	2	15 du	[null]	sdf@gmail.com
3	3	18 du	[null]	aypr@gmail.com
4	4	19 du	[null]	aypaa@gmail.com
5	5	20 du	[null]	why@y@gmail.com
6	6	23 du	[null]	diva@gmail.com
7	7	26 du	[null]	bharat@gmail.com

6th International DCC Conference , 26 February 2026, NPLI

### NPL Service Data

<p>Service Type*</p> <p>Calibration</p>	<p>Metrology Area*</p> <p>Length, Dimension and Nanometrology</p>
<p>Parameter*</p> <p>Length</p> <p>Select</p> <p>Angle</p> <p>Error of Indicated Displacement</p> <p>Flatness</p> <p>Form</p> <p>Laser frequency (Single frequency) using Iodine stabilized HeNe laser</p> <p>Laser frequency using optical frequency comb ( for Single frequency)</p> <p>Length</p> <p>Length &amp; Angle</p> <p>Roughness</p> <p>Roundness</p> <p>Squareness</p> <p>Step height</p> <p>Straightness</p>	<p>Item Type*</p> <p>Select</p>
<p>Sub_Service*</p> <p>Sub_Service</p>	<p>Alias Name / Class</p> <p>Select</p> <p>Calibration Points</p> <p>Select</p> <p>Additional Description</p> <p>Auto-filled</p> <p>Meterology Area*</p> <p>Length</p> <p>Service*</p> <p>Other DC and low frequency measurements</p> <p>Individual_Service*</p> <p>Select</p>



6th International DCC Conference , 26 February 2026, NPLI

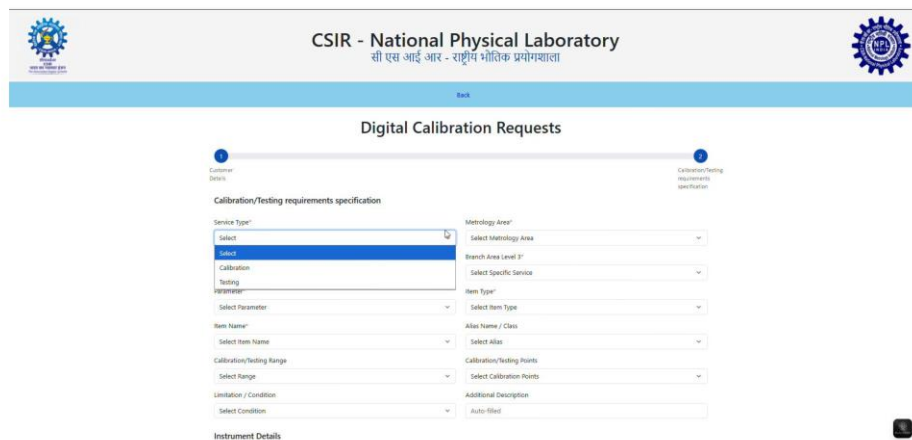


## Present Status

- **Service-Level Extraction:** Used Python-based parsing to isolate service titles and category headers.
- **Schema Definition:** Created a standardized database schema focusing on Service\_ID, Service\_Name, Division, and Service and department Mapping.
- **Metrologist Review Pending:** They shall validate the service list to ensure no commercial offerings were missed or miscategorized.
- Working on the web-based intranet platform to enable this.

6th International DCC Conference , 26 February 2026, NPLI

## Service catalogues inclusion in DCR



6th International DCC Conference , 26 February 2026, NPLI



## The KCDB API for Classification

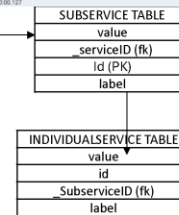
- The **BIPM KCDB API** provides the global blueprint for service classification.
- **Hierarchical Basis:** KCDB API uses "Branch" and "Service" hierarchy to group individual services.
- Extracted and analysed KCDB CMC service classification data using APIs
- Designed a hierarchical parent-child CMC classification model
- This is based on respective Consultative committees classification



- These entities are logically connected and share **parent-child relationships**.
- This hierarchy is essential for structuring **CMC queries**.

service_id	service_label	service_classification
1	Administration	1
2	Ear simulators	1
3	Measurement microscopes	1
4	Reference sound sources	1
5	Sound calibrators	1
6	Sound measuring instruments	1
7	Acoustical calibrator	2
8	Acceleration measuring chain / accelerometer	2
9	Acceleration measuring instrument	2
10	Angular displacement calibrator	2

subservice_id	subservice_label	subservice_classification	subservice_value
1	Diffuse field acoustical level (cal)	1	
2	Electrostatic actuator normalised response	1	
3	Free-field acoustical level (cal)	1	
4	Pressure acoustical level (cal)	1	
5	Multi-Frequency sound calibrators	2	
6	Single Frequency sound calibrators	2	
7	Response of sound measuring instruments	3	
8	Reference head tone measuring chain	4	
9	Reference head tone measuring instrument	4	
10	Mechanical coupler (cal)	4	



## Data Retrieval from KCDB API

A Python script was developed to fetch reference data from the **KCDB API**.

Link -<https://www.bipm.org/api/kcdb/swagger-ui/index.html?configUrl=/api/kcdb/v3/api-docs/swagger-config#/reference-data-controller/getCategories>

The script accesses **all reference-data-controller endpoints** required for **CMC queries**

API requests are executed iteratively to ensure complete data coverage.

The retrieved JSON responses are parsed and structured.

The processed data is stored in **Excel (.xlsx) files** for further analysis and mapping.

## KCDB Reference Data APIs Used



The following reference-data-controller APIs were accessed to retrieve data required for CMC queries:

- /referenceData/analyte – Analyte list Request URL - <https://www.bipm.org/api/kcdb/referenceData/analyte>
- /referenceData/branch – Branch list Request URL - <https://www.bipm.org/api/kcdb/referenceData/branch>
- /referenceData/category – Category list Request URL - <https://www.bipm.org/api/kcdb/referenceData/category>
- /referenceData/country – Country list Request URL - <https://www.bipm.org/api/kcdb/referenceData/country>
- /referenceData/domain – Domain list Request URL - <https://www.bipm.org/api/kcdb/referenceData/domain>
- /referenceData/individualService – Individual service list Request URL - <https://www.bipm.org/api/kcdb/referenceData/individualService>
- /referenceData/metrologyArea – Metrology area list Request URL - <https://www.bipm.org/api/kcdb/referenceData/metrologyArea>
- /referenceData/nuclide – Nuclide list Request URL - <https://www.bipm.org/api/kcdb/referenceData/nuclide>
- /referenceData/quantity – Quantity list Request URL - <https://www.bipm.org/api/kcdb/referenceData/quantity>
- /referenceData/radiationMedium – Radiation medium list Request URL - <https://www.bipm.org/api/kcdb/referenceData/radiationMedium>
- /referenceData/radiationSource – Radiation source list Request URL - <https://www.bipm.org/api/kcdb/referenceData/radiationSource>
- /referenceData/service – Service list Request URL - <https://www.bipm.org/api/kcdb/referenceData/service>
- /referenceData/subService – Sub-service list Request URL - <https://www.bipm.org/api/kcdb/referenceData/subService>

## Mapping Structure of KCDB Reference Data



### Mapped (Hierarchical) Reference Data

The following reference data entities form a **hierarchical relationship** and were **successfully mapped**:

#### Domain

→ Metrology Area

→ Branch Area

→ Service

→ Sub-Service

→ Individual Service

#### Explanation:

These entities are logically connected and share **parent-child relationships**.

Each level references the next level through unique identifiers.

This hierarchy is essential for structuring **CMC queries**.

domain_code	domain_name
1	CHEM-BIO
2	PHYSICS
3	RADIATION

metrology_area_code	metrology_area_name	branch_code	branch_name
1	Acoustic, Ultrasonic, Vibration	1	PHYSICS
2	Electronics and Temperature	2	PHYSICS
3	Length	3	PHYSICS
4	Mass and related quantities	4	PHYSICS
5	Optics and Radiometry	5	PHYSICS
6	Thermometry	6	PHYSICS
7	Time and Frequency	7	PHYSICS
8	Chemicals and Storage	8	CHEM-BIO
9	Ionizing Radiation	9	RADIATION

individual_service_code	individual_service_name	metrology_area_code	branch_code	branch_name
1	Water	1	1	PHYSICS
2	Phase	2	1	PHYSICS
3	Density	3	1	PHYSICS
4	Volume	4	1	PHYSICS
5	Mass	5	1	PHYSICS
6	Force	6	1	PHYSICS
7	Pressure	7	1	PHYSICS
8	Temperature	8	1	PHYSICS
9	Time and Frequency	9	1	PHYSICS
10	Chemicals and Storage	10	1	CHEM-BIO
11	Ionizing Radiation	11	1	RADIATION



## Non-Mapped (Independent) Reference Data

The following reference data entities **do not follow a direct hierarchical mapping** with the above structure:

- Quantity
- Category
- Country
- Analyte
- Nuclide
- Radiation Medium
- Radiation Source

15 select \* from bipm\_branch

	branch_value text	branch_id integer	branch_areaid integer	branch_label text
1	Sound in air	1	1	AUV/A
2	Sound in water	3	1	AUV/W
3	Vibration	2	1	AUV/V
4	AC voltage, current, and power	4	2	EM/AC
5	DC voltage, current, and resistance	5	2	EM/DC
6	Electric and magnetic fields	6	2	EM/Field
7	High voltage and current	7	2	EM/HV
8	Impedance up to the MHz range	8	2	EM/Imped
9	Materials	9	2	EM/Mater
10	Other DC and low frequency measurements	10	2	EM/OtherDC

Total rows: 35 Query complete 00:00:00.183

**Explanation:**

These datasets are **standalone reference lists**.

They are used as **attributes or filters** in CMC data but **do not have direct parent-child links**.

Hence, they were stored separately and not merged into the main hierarchy.

### bipm\_domain

	domain_code character varying (255)	domain_name text
1	CHEM-BIO	Chemistry and Biolo...
2	PHYSICS	General physics
3	RADIATION	Ionizing radiation



### bipm\_metrologyarea\_value

	metrologyarea_value text	metrologyarea_id integer	metrologyarea_areaid integer	metrologyarea_label text
1	Acoustics, Ultrasound, Vibration	1	PHYSICS	AUV
2	Electricity and Magnetism	2	PHYSICS	EM
3	Length	3	PHYSICS	L
4	Mass and related quantities	4	PHYSICS	M
5	Photometry and Radiometry	5	PHYSICS	PR
6	Thermometry	6	PHYSICS	T
7	Time and Frequency	7	PHYSICS	TF
8	Chemistry and Biology	8	CHEM-BIO	QM
9	Ionizing Radiation	9	RADIATION	RI



### bipm\_branch

▼ **bipm\_branch**

▼ Columns (4)

- branch\_value
- branch\_id
- branch\_areaid
- branch\_label

	branch_value text	branch_id integer	branch_areaid integer	branch_label text
1	Sound in air	1	1	AUV/A
2	Sound in water	3	1	AUV/W
3	Vibration	2	1	AUV/V
4	AC voltage, current, and power	4	2	EM/AC
5	DC voltage, current, and resistance	5	2	EM/DC
6	Electric and magnetic fields	6	2	EM/Field
7	High voltage and current	7	2	EM/HV
8	Impedance up to the MHz range	8	2	EM/Imped
9	Materials	9	2	FM/Mater

Total rows: 35 Query complete 00:00:00.128

### bipm\_service

▼ **bipm\_service**

▼ Columns (4)

- service\_id
- service\_label
- service\_value
- service\_branchid

	service_id integer	service_label text	service_value text	service_branchid integer
1	9	5	Accelerometers	1
2	4	4	Ear simulators	1
3	1	1	Measurement microphones	1
4	5	5	Reference sound sources	1
5	2	2	Sound calibrators	1
6	3	3	Sound measuring instruments	1
7	64	32	Acceleration calibrators	2
8	67	33	Acceleration measuring chain / accelerometer	2
9	65	31	Acceleration measuring instrument	2
10	69	39	Angular acceleration calibrator	2
11	70	36	Angular acceleration measuring chain / accelerometer	2
12	68	34	Angular acceleration measuring instrument	2
13	8	32	Angular vibration	2
14	10	30	ADP auxiliary instruments and/or services	2
15	9	33	Dynamic force	2
16	72	38	Force measuring chain or force transducer for mechanical impedance and mobility measurements or modal testing	2
17	71	37	Force measuring instrument for mechanical impedance and mobility measurements or modal testing	2
18	7	21	Low vibration	2
19	73	45	Vibration signal conditioner	2
20	11	11	Hydrophones (medical ultrasonic)	3

Total rows: 67 Query complete 00:00:00.117

6th International DCC Conference, 26 February 2026, NPLI

31

### bipm\_subservice

▼ **bipm\_subservice**

▼ Columns (4)

- subservice\_id
- subservice\_label
- subservice\_serviceid
- subservice\_value

	subservice_id integer	subservice_label integer	subservice_serviceid integer	subservice_value text
1	3	3	1	Diffuse field sensitivity level (air)
2	292	4	1	Electrostatic actuator normalized response
3	2	2	1	Free-field sensitivity level (air)
4	1	1	1	Pressure sensitivity level (air)
5	5	2	2	Multi-frequency sound calibrators
6	4	1	2	Single frequency sound calibrators
7	6	1	3	Response of sound measuring instruments
8	10	4	4	Impedance head force measuring chain
9	9	3	4	Impedance head force transducer
10	8	2	4	Mechanical couplers (air)
11	7	1	4	Reference couplers or artificial ears (air)

Total rows: 258 Query complete 00:00:00.171

### bipm\_individualservice

▼ **bipm\_individualservice**

▼ Columns (4)

- individualservice\_value
- individualservice\_id
- individualservice\_subserviceid
- individualservice\_label

	individualservice_value text	individualservice_id integer	individualservice_subserviceid integer	individualservice_label integer
1	Modulus	1	1	1
2	Phase	2	1	2
3	Directivity	5	3	3
4	Modulus	3	2	1
5	Phase	4	2	2
6	Modulus	6	3	1
7	Phase	7	3	2
8	Sound pressure level	8	4	1
9	Sound pressure level	9	5	1
10	Diffuse field response level	12	6	3
11	Free-field response level	11	6	2

Total rows: 615 Query complete 00:00:00.113

6th International DCC Conference, 26 February 2026, NPLI

32

## Service Mapping With KCDB



### NPL Service Data


Service Type* Calibration	Metrology Area* Length, Dimension and Nanometrology
Parameter* Length	Item Type* Select
Item Name* Select	Alias Name / Class Select
Calibration Range Select	Calibration Points Select
Limitation / Condition Select	Additional Description Auto-filled

### BIPM Service Data From KCDB API


Domain * General physics	Metrology Area* Length
Branch Area* Other DC and low frequency measurements	Select
Sub_Service* Sub_Service	Acoustics, Ultrasound, Vibration
	Electricity and Magnetism
	Length
	Mass and related quantities
	Photometry and Radiometry
	Thermometry
	Time and Frequency

6th International DCC Conference , 26 February 2026, NPLI

## KCDB Mapping



**CSIR - National Physical Laboratory**  
सी एस आई - आर - राष्ट्रीय भौतिक प्रयोगशाला



[Back](#)

### Service Mapping With KCDB API

**NPL Service Data**

Service Type\*  
Select

Parameter\*  
Select Parameter

Item Name\*  
Select Item Name

Calibration Range  
Select Range

Limitation / Condition  
Select Condition

**BIPM Service Data From KCDB API**

Domain \*  
Select

Branch Area\*  
Branch Area

Sub\_Service\*  
Sub\_Service

Metrology Area\*  
Select Metrology Area  
Please select an item in the list.

Item Type\*  
Select Item Type

Alias Name / Class  
Select Alias

Calibration Points  
Select Calibration Points

Additional Description  
Auto-filled

Metrology Area\*  
Service Types

Service\*  
Select Parameter

Individual Keyword\*

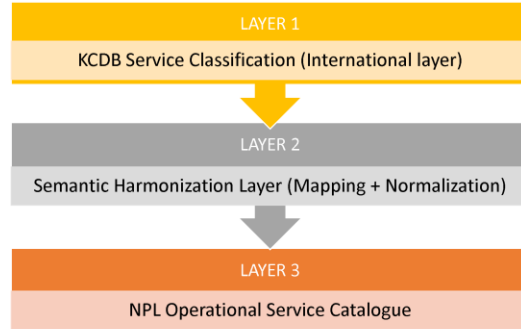


# Mapping Strategy

- Align Individual services
- Classify mapping type: Exact / Broader / Narrower / Composite / No match
- Avoid forced 1:1 alignment

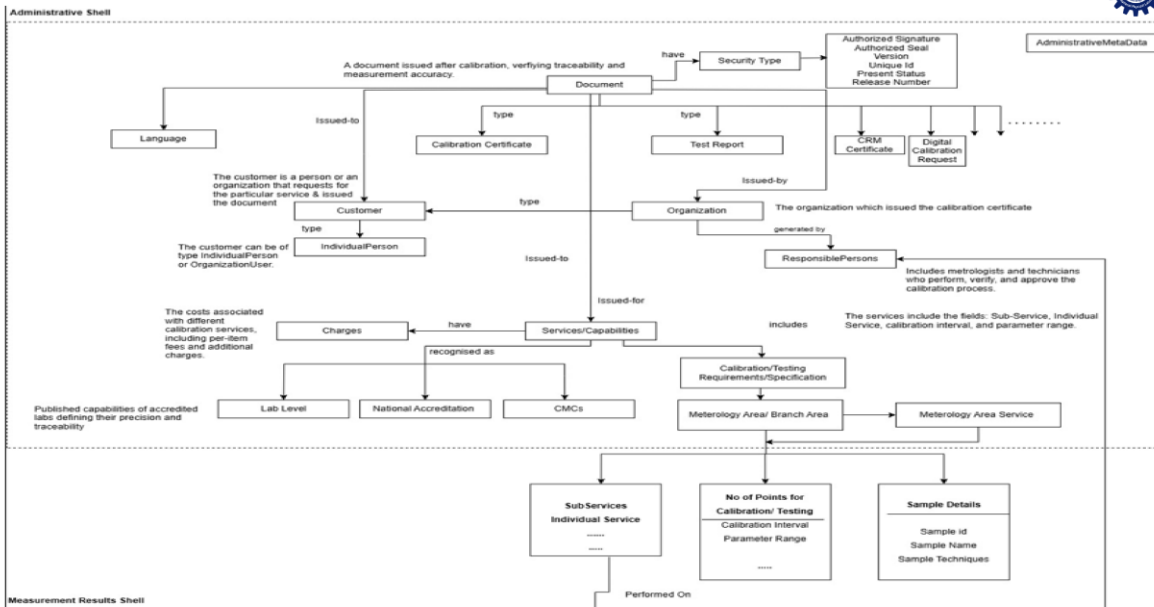
## Key Issues Identified

Unstructured catalogue → Manual interpretation	Service decomposition
Capability vs operational gap → Structural divergence	Semantic harmonization layer
Granularity mismatch → Many-to-many mapping	Multi-level mapping categories
Terminology differences → Ambiguity	Controlled vocabulary



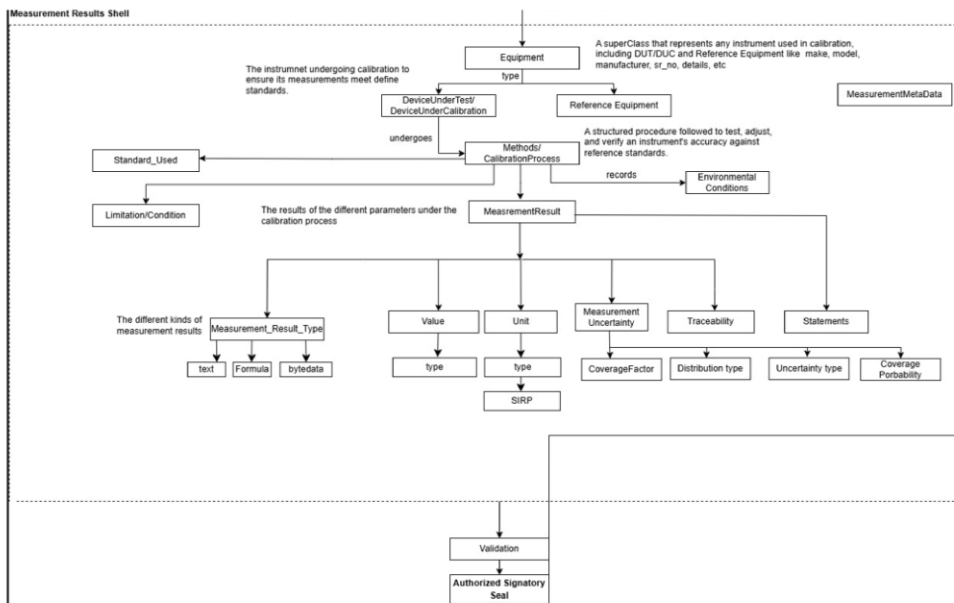
6th International DCC Conference, 26 February 2026, NPLI

## How this fits in DCC



6th International DCC Conference, 26 February 2026, NPLI

## How this fits in DCC



6th International DCC Conference , 26 February 2026, NPLI

## Summary




- DCR through structured measurement service representation
- Feasibility evaluation of KCDB service classification at NMI level
  - Direct 1:1 mapping not feasible
  - Semantic harmonization layer required
  - Expert validation essential
- Step towards FAIR DCC ecosystems
  - Findable: Service class identifiers enable indexing
  - Accessible: API-driven structured taxonomy
  - Interoperable: Harmonized services
  - Reusable: Clear service scope and metadata

### Future Work

Extend toward CMC-level linkage

6th International DCC Conference , 26 February 2026, NPLI

## References



ISO/IEC (2017): ISO/IEC 17025:2017 — General requirements for the competence of testing and calibration laboratories, International Organization for Standardization (ISO), Geneva.

Webpage (2024): KCDB API (API KCDB), <https://www.bipm.org/en/cipm-mra/kcdb-api>, last accessed: 29.01.2026

Webpage (2024): Guide on API KCDB (PDF), [https://www.bipm.org/documents/20126/57453793/Guide\\_on\\_API\\_KCDB.pdf](https://www.bipm.org/documents/20126/57453793/Guide_on_API_KCDB.pdf), last accessed: 29.01.2026

Webpage (2024): Key Comparison Database (KCDB), <https://www.bipm.org/kcdb/>, last accessed: 29.01.2026

Webpage (2026): Calibration & Testing – CSIR-NPL (Centre for Calibration & Testing – CFCT), <https://www.nplindia.org/index.php/commercial-services/calibration-testing/>, last accessed: 29.01.2026

Webpage (n.d.): CSIR-NPL Centre for Calibration & Testing (CFCT): Calibration/Testing/BND Request (CTBR) Form (PDF), <https://www.nplindia.org/sites/default/files/ctbr.pdf>, last accessed: 29.01.2026

SI Digital Framework (SIDF): <https://si-digital-framework.org/SI?lang=en>

M-layer: <https://www.mlayer.org/>

## Acknowledgements

- This research was supported by CSIR-NPL India (HCP-55 Project).
- Director CSIR-NPL, HCP-55 PI and Co-PI, CSIR-NPL Staff
- Special thanks to Dr Ryan White.



# THANK YOU

 Any Questions?

**Dr. Anjali Sharma**  
Sr. Principal Scientist & Assoc. Prof. AcSIR  
[Anjali.nplindia@csir.res.in](mailto:Anjali.nplindia@csir.res.in)

[Back to Table of Contents above](#)

## P08 Daniel Hutzschenreuter: Units of measurement at its best

Presenting author: Maximilian Gruber [3]

Email: [daniel.hutzschenreuter@ptb.de](mailto:daniel.hutzschenreuter@ptb.de)

Additional authors:

Gernot Rossi [1]

Maximilian Gruber [3], [maximilian.gruber@ptb.de](mailto:maximilian.gruber@ptb.de),

S. Westerkamp [2]

Karsten Dickmann [2]

Thomas Engel [2], [engelthomas@siemens.com](mailto:engelthomas@siemens.com)

[1] NAXAS, Simmelsdorf, Germany

[2] Siemens AG, München, Germany

[3] Physikalisch-Technische Bundesanstalt (PTB), Bundesallee 100, Braunschweig, 38116, Germany

Keywords: Units of Measurement (UoM), Common Data Dictionary (CDD), IEC, SI Reference Point, Digital-SI

### Abstract

Standard repositories for units of measurement with high relevance for digital services and tools of laboratories are moving closer together in April 2026. The IEC/SC 3D “Classes, Properties and Identification of products - Common Data Dictionary (CDD)” is maintaining the Common Data Dictionary (IEC CDD) [1], All units of measurement are represented with concise and complete information to enable seamless digital interoperability when converting the metrological unit of a measurand. Users are provided with a validated and machine-readable framework to trace measurement data to the definitions from the International System of Units (SI). Conversion metadata will provide the digital links to BIPM’s SI Reference Point (SIRP) [2], the international backbone for the SI in a digital era coming from metrology. In addition, revised numerical data will bring conversion between over 1700 units of measurement and the SI to the next level of numerical accuracy.

These benefits will directly be accessible to developers and users of Digital Calibration Certificates (DCC) [3] through the cross-linking with SIRP as shown in Figure 1. We present details of the upcoming IEC-CDD update and practical use-cases for the application of highly accurate conversion of metrological units for DCC measurands.



*Figure 1. IEC-CDD, BIPM-SIRP and DCC units of measure at its best.*

### References:

- [1] I EC TC 3 SCD Webpage (2016), Common Data Dictionary - CDI. <https://tc3.iec.ch/tc-activity/common-data-dictionary-cdd/>, last accessed: 22.01.2026
- [2] BIPM SIRP Webpage (2026): SI Digital Framework - SI Reference Point, <https://si-digital-framework.org/SI>, last accessed: 22.01.2026
- [3] DCC Webpage (2026): Digital Calibration Certificate, <https://www.ptb.de/dcc/>, last accessed: 22.01.2026

[Back to Table of Contents above](#)

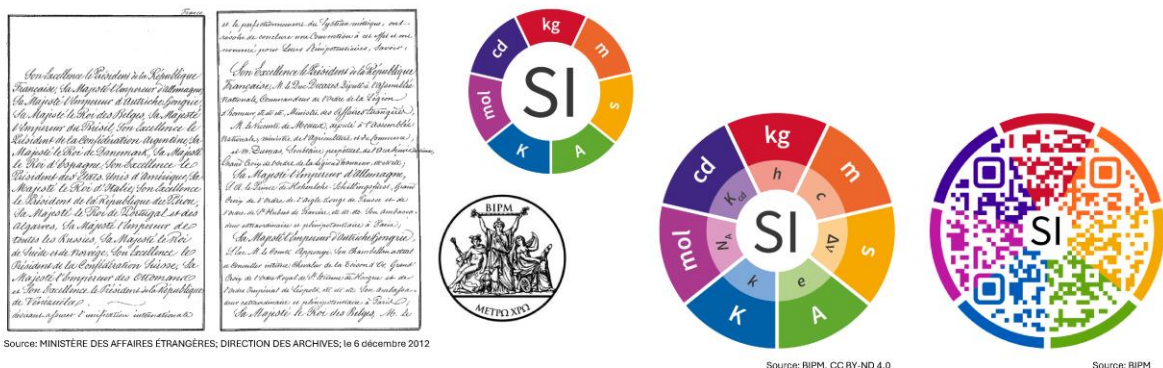
## [Presentation #P08 of Daniel Hutzschenreuter](#)

# Units of measurement at its best

Report on work in progress of connecting the  
IEC CDD Units of measurement to the  
BIPM SI Reference Point.

## The Motivation behind this endeavor

The international (digital) Units of Measurement



# The Motivation behind this endeavor (cont.)

## Digital Transformation

Joint Statement of Intent on the digital transformation in the international scientific and quality infrastructure

The joint statement provides a platform for the signatories to express their support for the digital transformation in the international scientific and quality infrastructure, and to promote the DCC framework as part of a wider digital transformation of the international scientific and quality infrastructure.

The joint statement is a part of an ongoing initiative by the International Committee for Weights and Measures (CIPM) and the International Union of Pure and Applied Chemistry (IUPAC) to develop and maintain a set of rules and standards for the international system of units (SI).

The terms in a signatory of the joint statement with the following organisations:

<ul style="list-style-type: none"> <li>CEA</li> <li>IC</li> <li>INMNO</li> <li>ISO</li> <li>NCSL</li> </ul>	<ul style="list-style-type: none"> <li>CSAWA</li> <li>GLOBAL ACCREDITATION COOPERATION INCORPORATED</li> <li>IC</li> <li>ILAC</li> <li>SNL</li> </ul>
---	---



2026-02-26

“semantic traceability”  
of concepts to a trusted  
source



2150+ industry-  
relevant variations

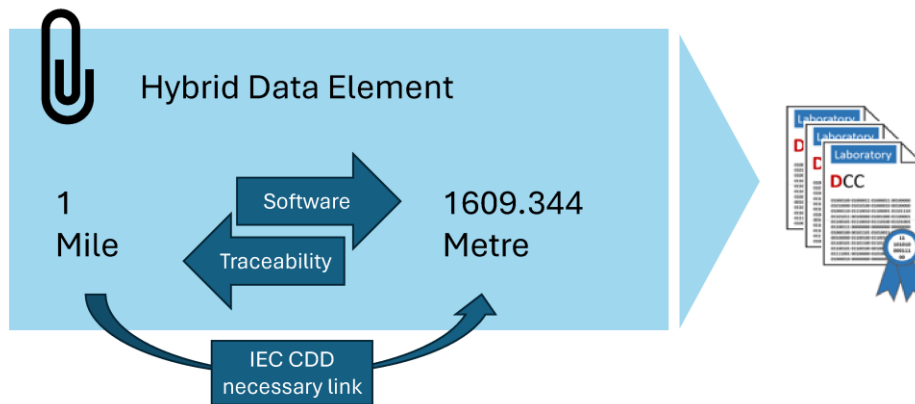
- 0112/2//62720#UAA281 stokes
- 0112/2//62720#UAA282 stokes per kelvin
- 0112/2//62720#UAA283 stokes per bar
- 0112/2//62720#UAA284 sievert
- 0112/2//62720#UAA285 tesla
- 0112/2//62720#UAA286 terahertz
- 0112/2//62720#UAA287 terahertz
- 0112/2//62720#UAA288 terajoule
- 0112/2//62720#UAA289 terawatt
- 0112/2//62720#UAA290 terawatt hour
- 0112/2//62720#UAA291 terabit per second
- 0112/2//62720#UAA292 terabit per minute

DCC Conference 2026: Units of measurement at its best

3

# The Motivation with regard to DCC

Anchor of trust for data beyond SI



2026-02-26

DCC Conference 2026: Units of measurement at its best

4

## Where it all began :-)



QI Digital Forum in October 2024

2026-02-26

DCC Conference 2026: Units of measurement at its best

5

## The Team



G. Rossi  
IEC/SC 3D



R. Sporer  
Siemens / IEC SMB



K. Dickmann  
Siemens / IEC/SC 65E



T. Engel  
Siemens



S. Westerkamp  
Siemens



D. Hutzschenreuter  
PTB



M. Gruber  
PTB

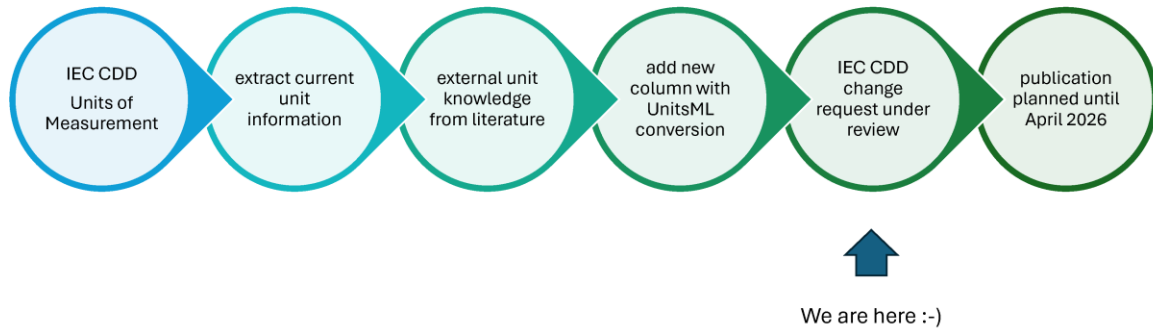


2026-02-26

DCC Conference 2026: Units of measurement at its best

6

## The Plan



2026-02-26

DCC Conference 2026: Units of measurement at its best

7

## Highlights for the April 2026 update

IEC CDD unit (2168 total)	internal conversion	no internal conversion
<b>SIRP conversion</b>	2080	0
<b>no SIRP conversion</b>	24	64


- calculations use 40-digits precision
- output with (up to) 28 relevant digits
- often exact numerator + denominator

IEC CDD unit	exact	approximation
<b>SIRP conversion</b>	1488	592
<b>internal conversion</b>	1644	460

Example 1: gram (UAA465)

```

<Float64ConversionFrom
xml:id="UAA594_from_UAA465"
initialUnit="0112/2///62720#UAA465"
multiplicand="0.001" divisor="1"
exact="true" />
    
```




2026-02-26


DCC Conference 2026: Units of measurement at its best

8


## Highlights for the April 2026 update (examples)

Example 1: **gram** (UAA465) 


```
<Float64ConversionFrom
xml:id="UAA594_from_UAA465"
initialUnit="0112/2///62720#UAA465"
multiplicand="0.001" divisor="1"
exact="true" />
```

Example 2: **mile per hour** (UAB111) 

```
<Float64ConversionFrom
xml:id="SI::metre.second-1_from_UAB111"
initialUnit="0112/2///62720#UAB111"
multiplicand="1609.344" divisor="3600"
exact="true" />
```

Example 3: **newton metre per degree** (UAB308) 

```
<Float64ConversionFrom
xml:id="UAB309_from_UAB308"
initialUnit="0112/2///62720#UAB308"
multiplicand="180"
divisor="3.141592653589793238462643383" />
```

Example 4: **degree Fahrenheit** (UAA039) 

```
<Float64ConversionFrom
xml:id="SI::kelvin_from_UAA039"
initialUnit="0112/2///62720#UAA039"
initialAddend="459.67" multiplicand="5"
divisor="9" exact="true" />
```

... of course, these are just the main parts of a full UnitsML string.

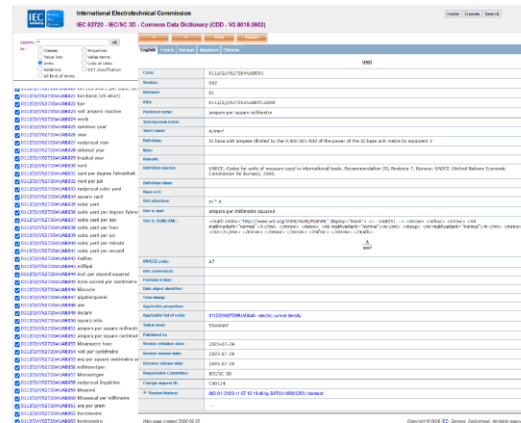
2026-02-26

DCC Conference 2026: Units of measurement at its best

9

## The IEC CDD Units

- IEC 62720 - IEC/SC 3D - Common Data Dictionary
- online, public, re-useable unit repository (free attribute according to EULA)
- <https://cdd.iec.ch/cdd/iec62720/iec62720.nsf>



2026-02-26

DCC Conference 2026: Units of measurement at its best

11

id  
structured description

link to a quantity kind with  
related common unit

2026-02-26

DCC Conference 2026: Units of measurement at its best

12

## The SI Reference Point

- ontology to capture the knowledge of the SI Brochure
- online, public, re-useable, beta stage
- <https://si-digital-framework.org/SI/>
- dynamic PIDs, e.g.: <https://si-digital-framework.org/SI/units/ampere.millimetre-2>

2026-02-26

DCC Conference 2026: Units of measurement at its best

13

# Where to get information on units?

→ a lot of consolidation work!



- getting exact conversion factors was sometimes supported by relying on less official references available on platforms like wikipedia:
- E.g.: barrel (US dry)
  - sometimes said to be 7056 cubic inch
  - however, following to logic of the US customary units:
  - 1 barrel (US dry) = 105 quart = 105 \* (1/4 gallon) = 105/4 \* (1/8 bushel) = 105/32 bushel = 105/32 \* 2150.42 cubic inch = 7056.065625 cubic inch

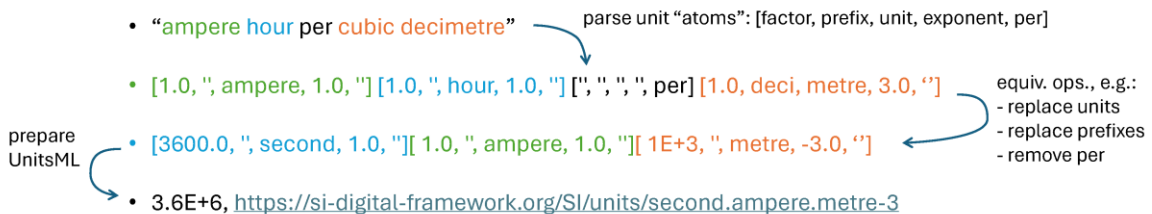
2026-02-26

DCC Conference 2026: Units of measurement at its best

14

# Conversion to SI base units

- parse the IEC CDD structured name
- regex automatically constructed from consolidated unit information
- convert to SI base units (no special named units, no prefixes, no per)
- example: UAD883



2026-02-26

DCC Conference 2026: Units of measurement at its best

15

a : initialAddend  
b : multiplicand  
c : divisor  
d : finalAddend

## UnitsML output strings

```
<UnitsML xmlns="https://schema.unitsml.org/unitsml/1.0">
  <Unit xml:id="0112/2///62720#UAA135">
    <Conversions>
      <Float64ConversionFrom
        xml:id="UAA135_from_UAD883"
        initialUnit="0112/27///62720#UAD883"
        multiplicand="3.6E+6"
        divisor="1"
        exact="true" />
    </Conversions>
  </Unit>
  <Unit xml:id="https://si-digital-framework.org/SI/units/second.ampere.metre-3">
    <Conversions>
      <Float64ConversionFrom
        xml:id="SI::second.ampere.metre-3_from_UAD883"
        initialUnit="0112/27///62720#UAD883"
        multiplicand="3.6E+6"
        divisor="1"
        exact="true" />
    </Conversions>
  </Unit>
</UnitsML>
```

$$y = \left( (x + a) * \frac{b}{c} \right) + d$$

<https://schema.unitsml.org/docs/unitsml/unitsml-v1.0/>

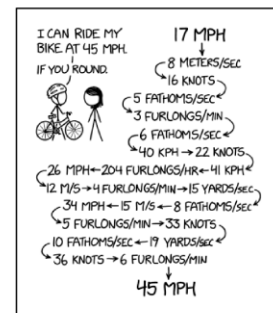
2026-02-26

DCC Conference 2026: Units of measurement at its best

16

## Calculations and datatypes

- initially: float calculations
- but: e.g., convert  $\mu\text{S}/\text{cm}$  (UAA075) to  $\text{S}/\text{m}$  (UAA279)
  - float:  $1\text{E}-6 / 1\text{E}-2 \text{ S}/\text{m} = 9.999999999999999\text{E}-5 \text{ S}/\text{m}$
  - decimal:  $1\text{E}-6 / 1\text{E}-2 \text{ S}/\text{m} = 1\text{E}-4 \text{ S}/\text{m}$



<https://xkcd.com/2585>


- calculations of conversion coefficients with 40-digit decimal precision
- includes high precision  $\pi$ , log and power
- output (at most) 28 decimal digits to adjust for accuracy loss during calculations
- UnitsML-strings store numbers as strings to preserve higher accuracy than possible with double datatype

2026-02-26

DCC Conference 2026: Units of measurement at its best

17

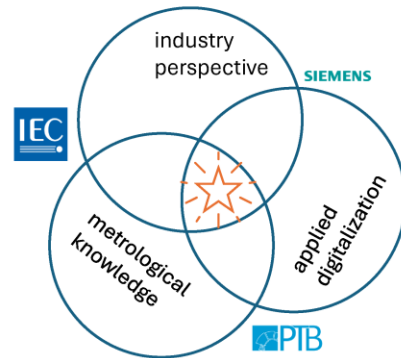
## Lessons learned / applied



It is essential to have a shared understanding and terminology of the subject at hand, i.e. one common semantics are fundamental for interoperable knowledge exchange.



- Consolidate and quality check by hand
- Automate the repetitive and error-prone tasks



It is essential to have the relevant perspectives in place and let the right people work together as a motivated team

2026-02-26

DCC Conference 2026: Units of measurement at its best

18

## Accessing the IEC CDD

Start IEC CDD (<https://cdd.iec.ch>) and perform the following 6 STEPS to visualize (or export) the UNITS of MEASUREMENT:



Short demo  
(on test system)

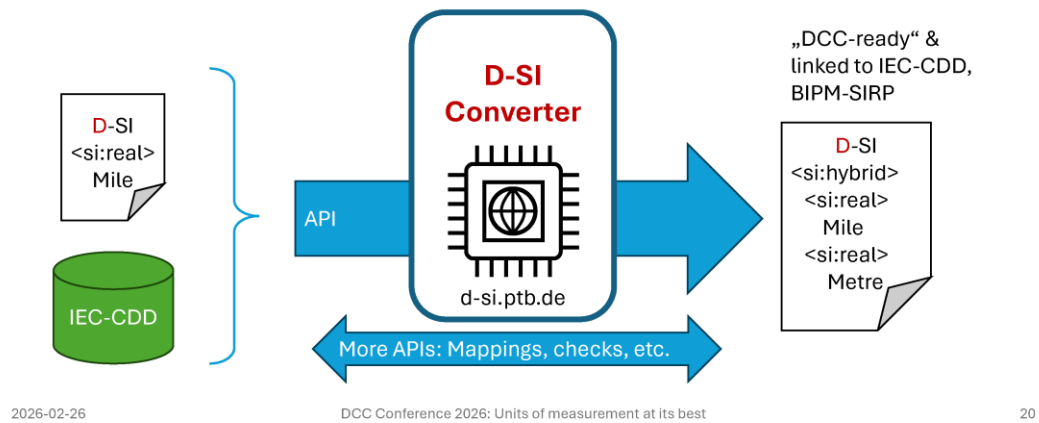
2026-02-26

DCC Conference 2026: Units of measurement at its best

19

# Applications for the presented work

## Project: D-SI converter for quality infrastructure applications



## The Summary

- link IEC CDD UoM to SIRP for many (95.9%) of all entries
- links are given as UnitsML conversions to base units (often exact factors)

### And what's next?

- Release schedule / process
- How to access the results?
- Plans for the future (SI converter)



## References

- <https://www.bipm.org/en/liaison/digital-transformation>
- <https://cdd.iec.ch/cdd/iec62720/iec62720.nsf>
- <https://si-digital-framework.org/SI/>

[Back to Table of Contents above](#)

Day 3 2026-02-26 Thursday

Parallel Session: “DCC Tool and Development II”

Session Chair: Hugo Gasca Aragon

## 028 Muhammed-Ali Demir: Current developments for the next DCC schema version

Presenting author: Muhammed-Ali Demir [1]

Email: [muhammed.demir@ptb.de](mailto:muhammed.demir@ptb.de)

Additional authors:

- Shanna Schoenhals [1] [shanna.schoenhals@ptb.de](mailto:shanna.schoenhals@ptb.de)
- Oksana Baer [1] [oksana.baer@ptb.de](mailto:oksana.baer@ptb.de)
- Lutz Doering [1] [lutz.doering@ptb.de](mailto:lutz.doering@ptb.de)
- Wiebke Heeren [1] [Wiebke.Heeren@ptb.de](mailto:Wiebke.Heeren@ptb.de)
- Justin Jagieniak [1] [justin.jagieniak@ptb.de](mailto:justin.jagieniak@ptb.de)
- Moritz Jordan [1] [moritz.jordan@ptb.de](mailto:moritz.jordan@ptb.de)
- Jan Loewe [1] [jan.loewe@ptb.de](mailto:jan.loewe@ptb.de)

Institution:

[1] Physikalisch-Technische Bundesanstalt (PTB), Bundesallee 100, Braunschweig, 38116, Germany

Keywords: DCC

### Abstract

In this presentation we will talk about the current developments on the road to release of the DCC schema V3.4.0. Currently we are working on release candidates. We will show how the release candidate can be used for tests. The release candidate is for testing only and can change during further development.

### Presentation #028 of Muhammed-Ali Demir



# Current developments for the next DCC schema version

DCC V3.4.0-rc.2

Muhammed-Ali Demir et. al., WG1.24

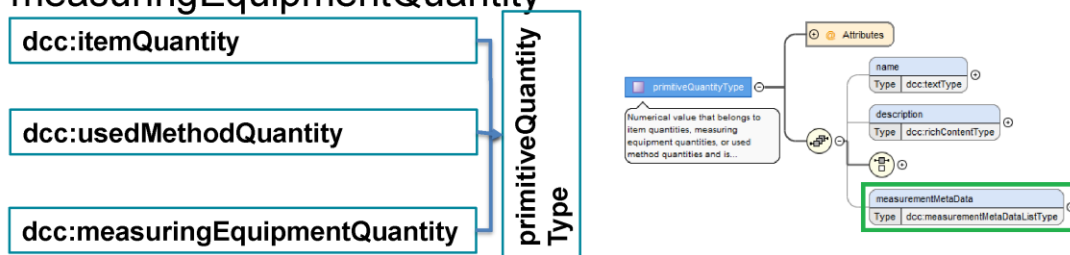


## Introduction

- Current DCC Version (stable)
  - Version: DCC V3.3.0
  - Release date: 29<sup>th</sup> October of 2024
- Current Release Candidate (development):
  - Version: V3.4.0-rc.2
  - Available since 30<sup>th</sup> of October 2025
  - Use only for testing new features, changes will occur until release

## Meta data in primitive quantities

- Requirement: meta data in item quantities, used method quantities and measuring equipment quantities
- Change: new optional element dcc:measurementMetaData in dcc:itemQuantity, dcc:usedMethodQuantity and measuringEquipmentQuantity



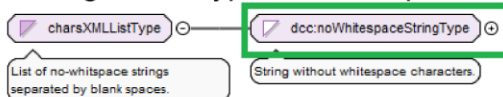
## No whitespace strings in lists

- Requirement: avoiding misinterpretation between whitespace as a separator and string with whitespace characters in string list type
- Example: `<dcc:charsXMLList>A B C</dcc:charsXMLList>`

Before: Is this one string containing space or ... ?

Now: These are 3 strings separated by space!

- Change: new type `noWhitespaceStringType` (string without any whitespace)



- Modifications: `dcc:charsXMLList` and Attribute `refType` are now lists of `noWhitespaceStringType`

## dcc:content trimmed at start/ end

- Modified `dcc:content` – is now `notEmptyStringType`, it is neither allowed to be an empty string nor to start or end with a space, spaces in between are allowed

- Now:

`<dcc:content/>`

`<dcc:content lang="en">Abc </dcc:content>`

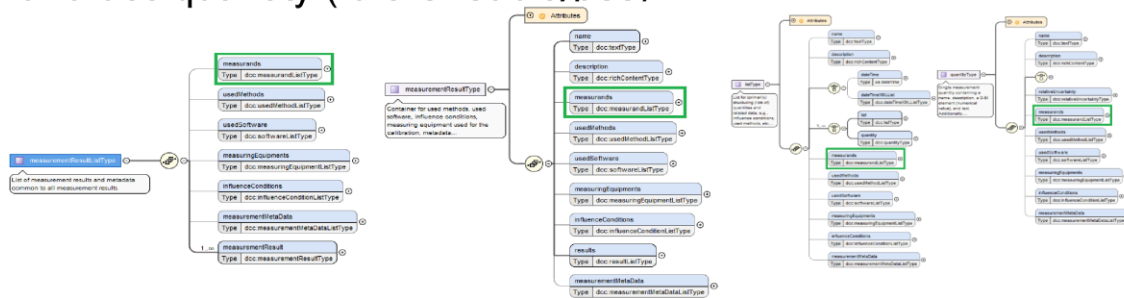
`<dcc:content lang="en">Abc</dcc:content>`

`<dcc:content lang="en">Abc def</dcc:content>`



## PTB Measurands (1)

- [\[VIM3\] 2.3](#): measurand = ‘**quantity** intended to be measured’
- Change: new type dcc:measurands in dcc:measurementResults, dcc:measurementResult, dcc:list and dcc:quantity (further sub types)



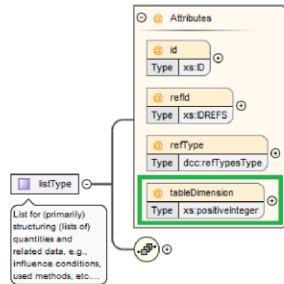
## PTB Measurands (2)

- Example

```
<dcc:measurands>
<dcc:measurand>
<dcc:name>
<dcc:content lang="de">0leichspannungsverhältnis</dcc:content>
<dcc:content lang="en">Direct voltage ratio</dcc:content>
</dcc:name>
<dcc:description>
<dcc:content lang="de">Verhältnis der Ausgangsgleichspannung zur Eingangsgleichspannung eines
<dcc:content lang="en">For a multi-terminal device, ratio of the DC output voltage to the DC I
</dcc:description>
<dcc:informationSources>
<dcc:informationSource>
<dcc:reference>DKD TemaTres for measurands</dcc:reference>
<dcc:referenceID>EM_Voltage_DC_Ratio</dcc:referenceID>
<dcc:link>https://digilab.ptb.de/dkd/refType/vocab/index.php?tema=1</dcc:link>
</dcc:informationSource>
<dcc:informationSource>
<dcc:reference>Electropedia</dcc:reference>
<dcc:referenceID>431-02-06</dcc:referenceID>
<dcc:link>https://www.electropedia.org/iev/iev.nsf/display?openForm&ievref=431-02-06</d
</dcc:informationSource>
</dcc:informationSources>
<dcc:measurandSpecifications>
<dcc:measurandSpecification>
...
</dcc:measurandSpecification>
</dcc:measurandSpecifications>
</dcc:measurand>
</dcc:measurands>
```

## PTB Tables (1)

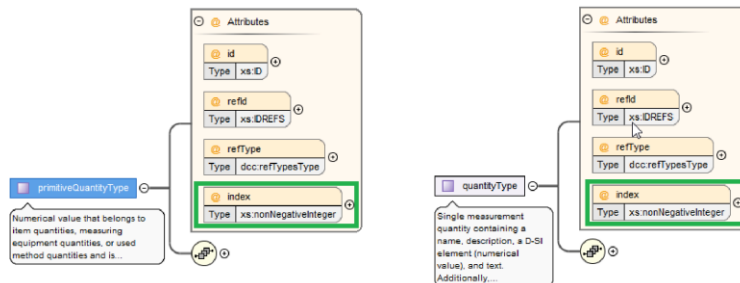
- Requirement: for table structures – specification of how many independent quantities are in a list
- Change: new attribute tableDimension in dcc:list



- Example – list has two independent columns: `<dcc:list tableDimension="2">`

## PTB Tables (2)

- Requirement: for table structures – zero based index of independent quantities
- Change: New attribute index in dcc:itemQuantity, dcc:usedMethodQuantity and measuringEquipmentQuantity and dcc:quantity



- Example - first independent quantity in list: `<dcc:list tableDimension="1" >`  
`<dcc:quantity index="0"> ...`

## Tables (3)

---

- For details please see corresponding presentations from last years DCC Conference

See also #014 Consistent Representation and Usage of Tabulated Data in the DCC by Benedikt Seeger (5th DCC Conference)

## Tables (4)

---

- Also have a look at the presentation hereafter

See also #029 dccviewer-js: A solution to view and explore measurement data from DCCs by Jendrik Wenke (6th DCC Conference)

## How to use the current release candidate

- If you want to use the DCC V3.4.0-rc.2, you have to edit the schemaLocation and the schemaVersion in the DCC XML

```
<dcc:digitalCalibrationCertificate
  xmlns:xsi="http://www.w3.org/2001/XMLSchema-instance"
  xmlns:dcc="https://ptb.de/dcc"
  xmlns:si="https://ptb.de/si"
-  xsi:schemaLocation="https://ptb.de/dcc https://ptb.de/dcc/v3.3.0/dcc.xsd"
+  xsi:schemaLocation="https://ptb.de/dcc https://ptb.de/dcc/v3.4.0-rc.2/dcc.xsd"
-  schemaVersion="3.3.0">
+  schemaVersion="3.4.0-rc.2">
  ...
```

- Caution: V3.4.0-rc.2 can change, not all features may end up in the final schema version, only use it if you want to test some features

- See also: <https://wiki.dcc.ptb.de/en/release-candidate>



## Contributors

### Authors:

Shanna Schönhals  
Oksana Baer  
Lutz Döring  
Muhammed-Ali Demir  
Wiebke Herren  
Justin Jagieniak  
Moritz Jordan  
Jan Loewe

### Contributors:

Benedikt Seeger  
Jendrik Wenke  
Caroline Stobe  
Hans Koch  
DKD cross sectional group DCC members  
et al.

## About

	<b>Physikalisch-Technische Bundesanstalt Braunschweig and Berlin</b>
	Bundesallee 100 38116 Braunschweig
	Muhammed-Ali Demir
	Phone: +49(0)531 592-1241
	E-Mail: <a href="mailto:muhammed.demir@ptb.de">muhammed.demir@ptb.de</a>
	<a href="http://www.ptb.de">www.ptb.de</a>
	From: 02/26

[Back to Table of Contents above](#)

## 029 Jendrik Wenke: dccviewer-js: A solution to view and explore measurement data from DCCs

Presenting author: Jendrik Wenke

Email: [jendrik.wenke@ptb.de](mailto:jendrik.wenke@ptb.de)

Additional authors

Benedikt Seeger [1] [Benedikt.Seeger@ptb.de](mailto:Benedikt.Seeger@ptb.de)

Vanessa Stehr [1] [vanessa.stehr@ptb.de](mailto:vanessa.stehr@ptb.de)

Gonzalez-Gomez [1] [jaime.gonzalez-gomez@ptb.de](mailto:jaime.gonzalez-gomez@ptb.de)

Reference

[1] Physikalisch-Technische Bundesanstalt (PTB), Bundesallee 100, Braunschweig, 38116, Germany

Keywords: Graph, Plot, Quantities, Tables, Visualization

### Abstract

The ongoing digitalization in metrology comes with many advantages, including the DCC as a data interchange format defined by an XML schema [1]. However, the raw XML is not readily accessible by humans. Instead, it structures data so that relationships can be interpreted by machines. Custom tooling can help humans in understanding and exploring the data [2].

These considerations resulted in the development of a JavaScript library `dccviewer-js` that is used in a web-based tool [3] to display administrative data and interactively plot measurement results of a DCC. The web tool consists of a single self-contained HTML file that works in any browser, without the need of internet access. This makes it possible to use `dccviewer-js` in a restricted lab network and ensures that no sensitive data is exposed. Additionally, the tool is fully open-source and freely available under the MIT license [4], allowing laboratories and institutions to customize the design and add their own specialized functionality.

While the tool theoretically works with any valid DCC using schema version 3.3.0 or later, interactive visualizations can only be made if the data follows the good practice table format [5], [6]. Only conformance to the good practices enables the software to rely on implicit relationships defined by the XML structure, like consistent units in the implemented list types.

In turn, one gets an intuitive understanding of the data, its uncertainties and potential outliers.

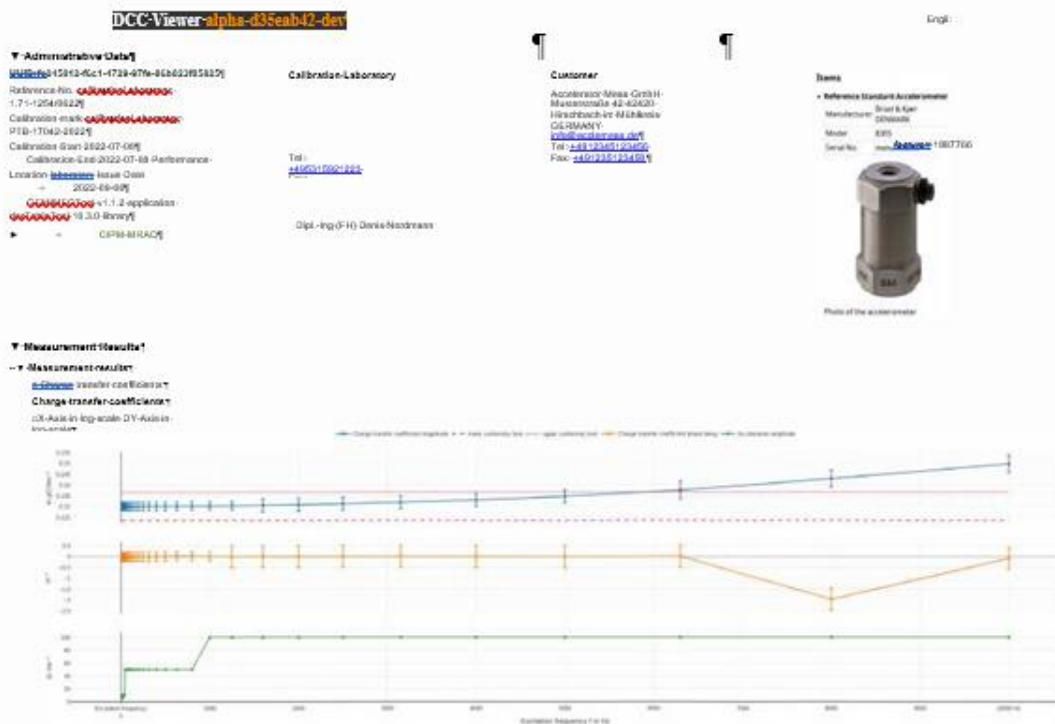


Figure 1. Screenshot of the application showing calibration results of an accelerometer

References:

- [1] xsd-dcc (2026): xsd-dcc [<https://gitlab.ptb.de/d-ptb/dcc/xsd-dcc>], last accessed: 21.01.2026
- [2] Schönhals, Shanna; Jordan, Moritz; Melzer, Michael; Röske, Dirk (2025): Ideas for the transition from paper-based force and torque calibration certificates to machine-readable XML data, in: Proceedings of the XXIV IMEKO World Congress, <https://doi.org/10.1016/j.measen.2024.101334>
- [3] dccviewer-js (2026): DCC Viewer JavaScript "dccviewer-js", [<https://gitlab.ptb.de/digitaldynamicmeasurement/dccviewer-js>], last accessed: 21.01.2026
- [4] The System Package Data Exchange™ (SPDX®) (2018): MIT License, [<https://spdx.org/licenses/MIT.html>], last accessed: 21.01.2026
- [5] Seeger, Benedikt; Stehr, Vanessa (2025): Consistent Representation and Usage of Tabulated Data in the DCC. Enable Easy-To-Use Computer-Aided Processing and Visualization of Your Data, in: 5th International DCC-Conference, page 215, <https://doi.org/10.7795/810.20250619>
- [6] Digital Calibration Certificate - Wiki (2026): Tables in the DCC, [<https://wiki.dcc.ptb.de/en/tables>], last accessed: 21.01.2026

[Back to Table of Contents above](#)





---

# What is dccviewer-js?

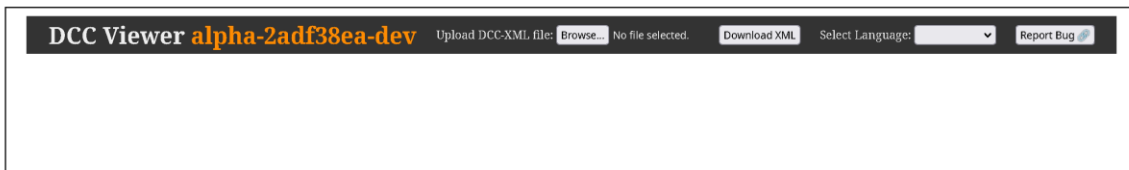
---

3 / 11



---

# What is dccviewer-js?



---

3 / 11



---

## What is dccviewer-js?



- self-contained HTML file: no installation, works offline

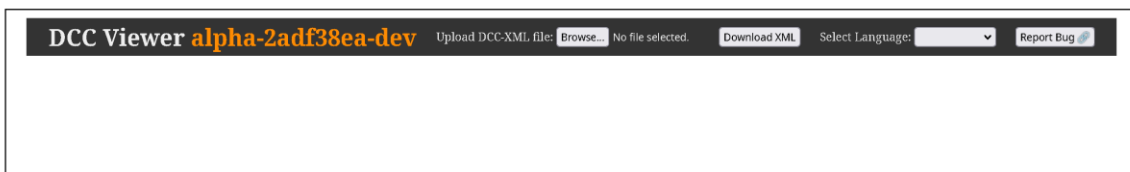
---

3 / 11



---

## What is dccviewer-js?



- self-contained HTML file: no installation, works offline
- make *any* DCC human readable

---

3 / 11

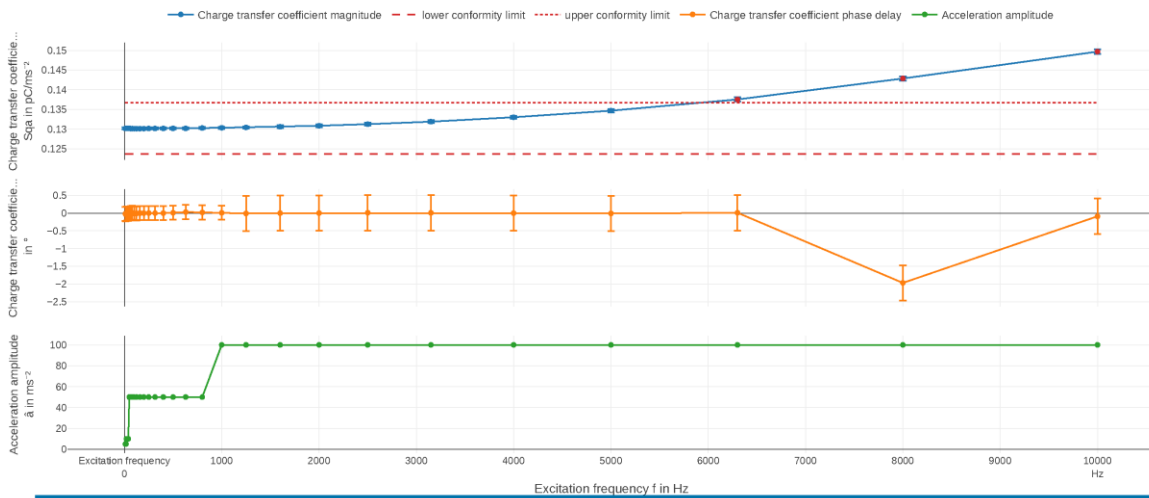
# What is dccviewer-js?



- self-contained HTML file: no installation, works offline
- make *any* DCC human readable
- interactive plots for tabular data

3 / 11

## Plots



4 / 11

# Table Structure



excitation frequency in Hz	magnitude in $\mu\text{C}/(\text{m}/\text{s}^2)$	phase delay in degrees
2500	0.13124(39)	0.01(50)
3150	0.13188(40)	0.01(50)
4000	0.13300(40)	0.00(50)
5000	0.13467(40)	-0.01(50)
6300	0.13753(55)	0.01(50)
8000	0.14285(57)	-1.97(50)
10000	0.14968(60)	-0.09(50)

5 / 11

# Table Structure

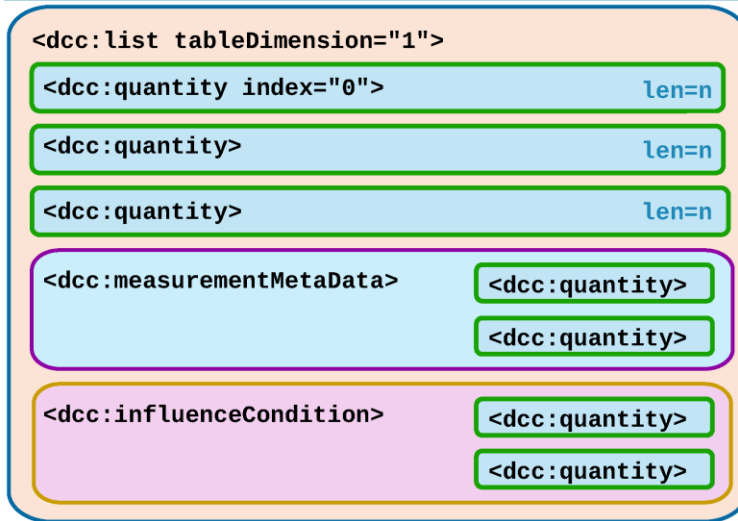


excitation frequency in Hz	magnitude in $\mu\text{C}/(\text{m}/\text{s}^2)$	phase delay in degrees
2500	0.13124(39)	0.01(50)
3150	0.13188(40)	0.01(50)
4000	0.13300(40)	0.00(50)
5000	0.13467(40)	-0.01(50)
6300	0.13753(55)	0.01(50)
8000	0.14285(57)	-1.97(50)
10000	0.14968(60)	-0.09(50)

index="0"

5 / 11

# Tabular Data



<https://wiki.dcc.ptb.de/en/tables>

6 / 11

# Live Demo



<https://unpkg.com/dccviewer-js/dist/index.html#dccUrl=https://raw.githubusercontent.com/BeSeeTek/DCCView/refs/heads/main/dccs/6b7f3863-fc45-11f0-ad5c-88aedda88e32.xml>

7 / 11

---

(backup video)

# Fallback for non-tabular data



## Measurement results Range 1 First Measurement (before adjustment)

▼ Repeatability						
Repeatability Measurement at 100 g						
Measured values	0.100 kg	Testload (nominal value)	0.10000005 kg	0.10000004 kg	0.10000005 kg	Measured values for repeated loading
	0.00000011 kg	Standard deviation of the repeatability measurement				

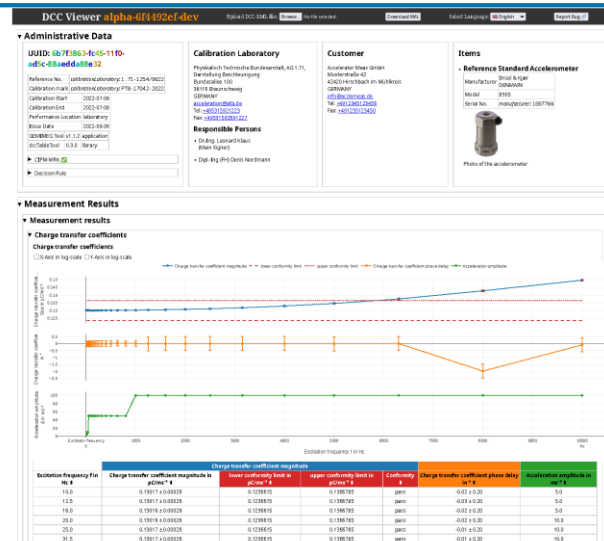
▼ Eccentricity Außermittige Belastung						
Position1: Front left Position2: Back left Position3: Back right Position4: Front right						
Eccentricity measurement at 100 g						
Reference value	0.100 kg	Testload (nominal value)	Testlast (Nennwert)			
Measured values	0.10000004 kg	Position2 = 0.10000005 kg	Position3 = 0.10000007 kg	Position4 = 0.10000005 kg	Measured values at eccentric positions	
Errors	Position1 = -0.00000002 kg	Position2 = -0.00000001 kg	Position3 = 0.00000001 kg	Position4 = -0.00000001 kg	Deviations from measured value at centric loading	

9 / 11

# Summary



- self-contained HTML file
- no installation, works offline
- all data is displayed
- interactive
- open source: MIT-licensed
- customizable



10 / 11

Source code and issue tracker:



[https://gitlab1.ptb.de/  
digitaldynamicmeasurement/  
dccviewer-js](https://gitlab1.ptb.de/digitaldynamicmeasurement/dccviewer-js)



**Physikalisch-Technische Bundesanstalt  
(PTB), WG 1.73**

Bundesallee 100

38106 Braunschweig

*Jendrik Wenke, Benedikt Seeger, Vanessa  
Stehr, Jaime Gonzalez-Gomez*

[jendrik.wenke@ptb.de](mailto:jendrik.wenke@ptb.de)

[www.ptb.de](http://www.ptb.de)

[Back to Table of Contents above](#)

## 030 Daniel Hutzschenreuter: Application of DCCs in the Digital Metrological Expert software tool for interlaboratory comparison data analysis

Presenting author: Daniel Hutzschenreuter

Email:

[daniel.hutzschenreuter@ptb.de](mailto:daniel.hutzschenreuter@ptb.de)

Additional authors: Hugo Gasca-Aragon [1] [hugo.gasca-aragon@ptb.de](mailto:hugo.gasca-aragon@ptb.de)

Wafa El Jaoua [1] [wafa.el-jaoua@ptb.de](mailto:wafa.el-jaoua@ptb.de)

Moritz Gafert [1] [moritz.gafert@ptb.de](mailto:moritz.gafert@ptb.de)

David Urban [1] [David.Urban@ptb.de](mailto:David.Urban@ptb.de)

Institute:

[1] Physikalisch-Technische Bundesanstalt

Keywords: key comparison, Digital Metrological Expert, DCC, data model

### Abstract

The Digital Metrological Expert (DME) is a digital standard enabling an automated data analysis for evaluating interlaboratory comparisons [1]. It utilizes Digital Calibration Certificates [2] as universal data exchange format for reporting measurement results of participants within a comparison. A comprehensive analysis and modelling of a data structure for results of international comparisons was conducted including use-cases from metrological areas of mass, temperature, length, and chemistry. It led to a framework for providing outcomes of generic comparison data analysis within the DCC structure of measurement results.

This data structure represents an important addition to the generic architecture of the DME for interlaboratory comparison [3]. It underpins the universal useability of elements within the DCC data structure beyond calibration.

Our presentation gives an overview on the key structures for generic comparison data and a proposal of semantics for generic comparison which could be included as controlled vocabulary, e.g., “refTypes”, into DCCs.

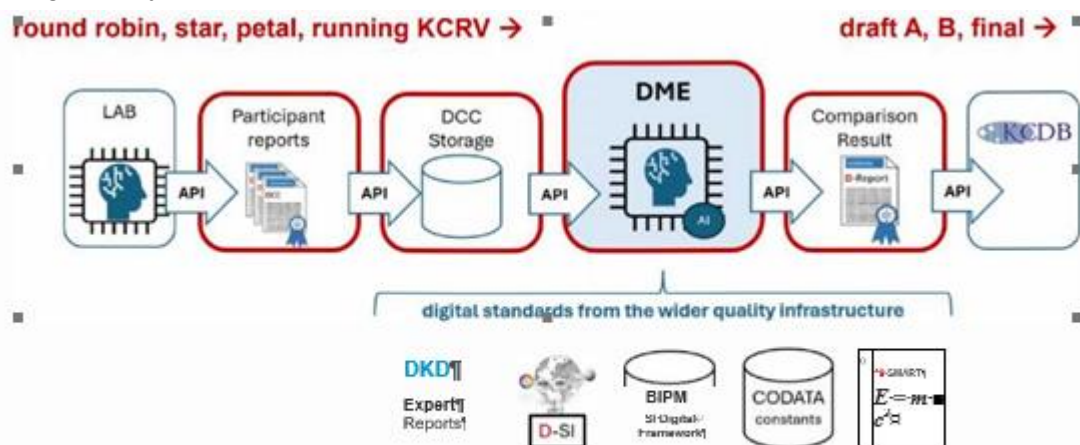


Figure 1. DME workflow for automated comparison data analysis with DCCs.

References:

- [1] Brown, C., et al. (2025): A digital expert for a digital key comparison report processor, in: Measurement: Sensors, Volume 38, Supplement, May 2025, 101463
- [2] DCC Webpage (2026): Digital Calibration Certificate, <https://www.ptb.de/dcc/>, last accessed: 26.01.2026
- [3] Hutzschenreuter, D., et al. (2025): Digital Metrological Expert - design of a software for automated key comparison data analysis in a digital world, in: 2025 IMEKO TC-6 International Conference on Metrology and Digital Transformation - M4DConf 2025 Proceedings, Benevento, Italy, September 3-5, 2025

[Back to Table of Contents above](#)

## [Presentation #030 of Daniel Hutzschenreuter](#)

# Application of DCCs in the Digital Metrological Expert software for interlaboratory comparison data analysis

H. Gasca-Aragon, W. El Jaoua, M. Gafert, D. Urban, [D. Hutzschenreuter](#)


6<sup>th</sup> International DCC Conference 2026



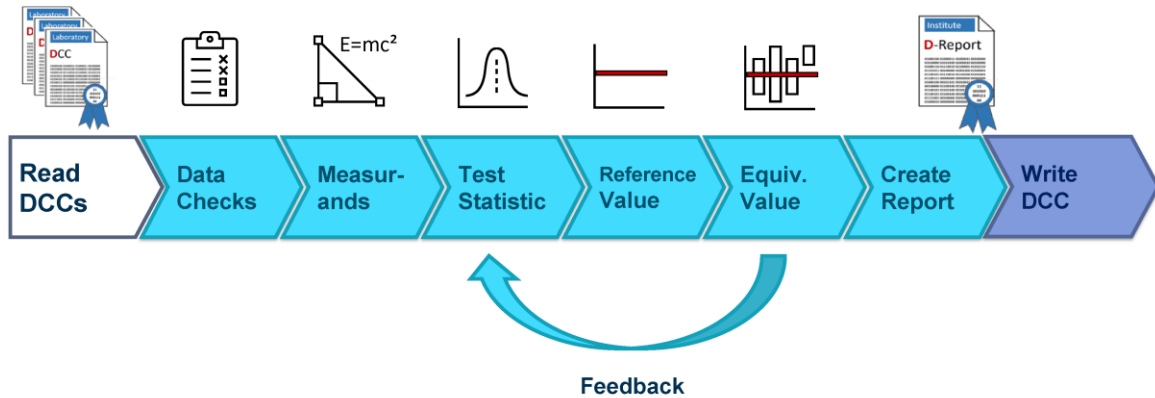
## Motivation

- Comparison for calibration and measurement capabilities
- Universal DCC measurement result modelling
- Value in reusing well established data standards

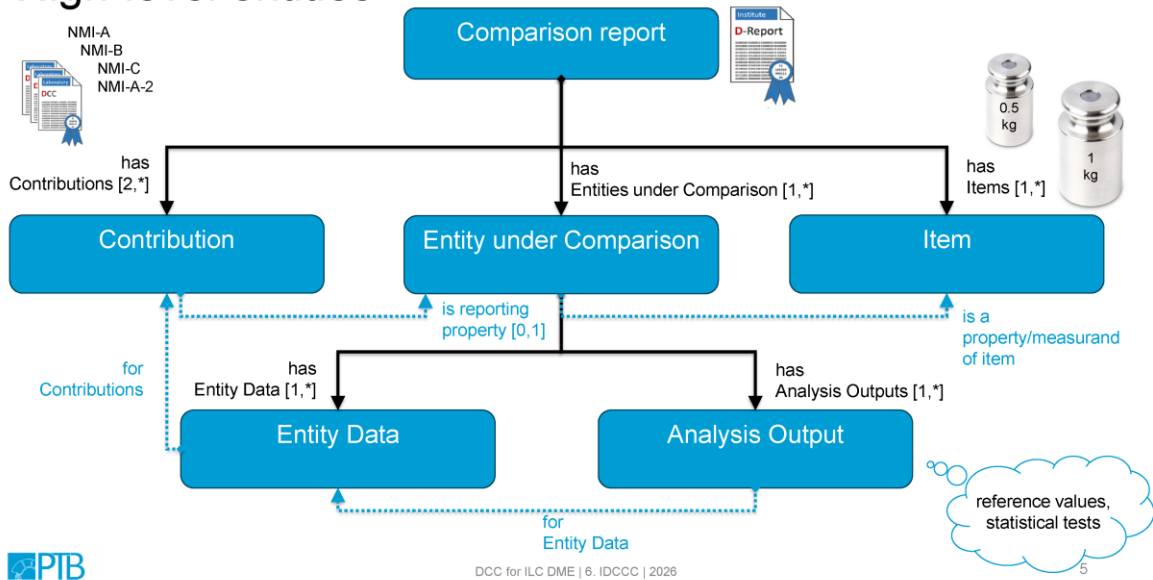
## DCC used for evaluating interlaboratory comparison



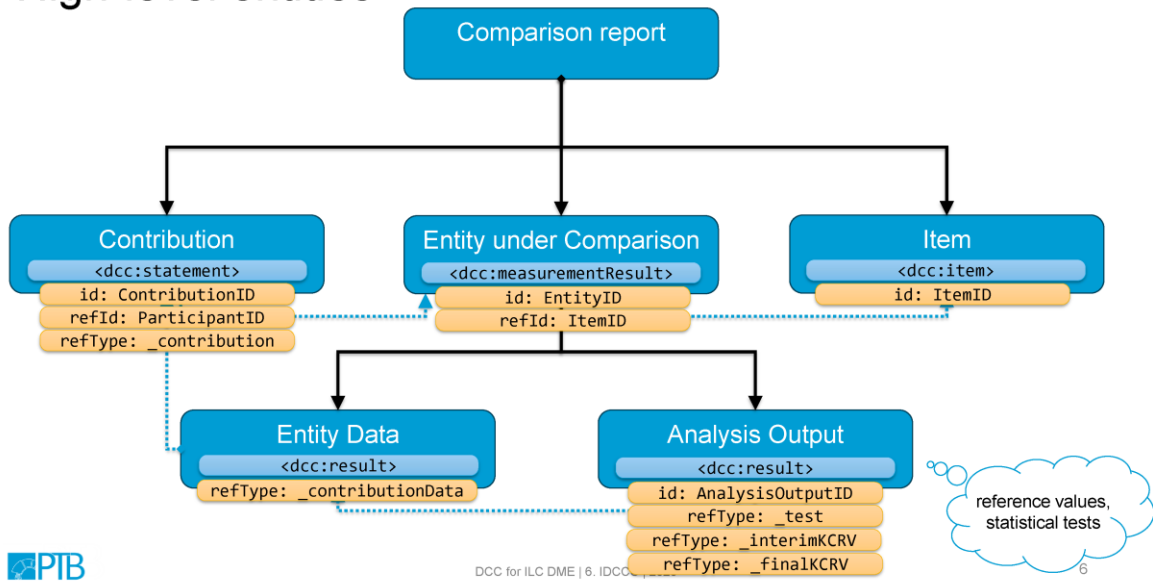
## Data along comparison analysis process



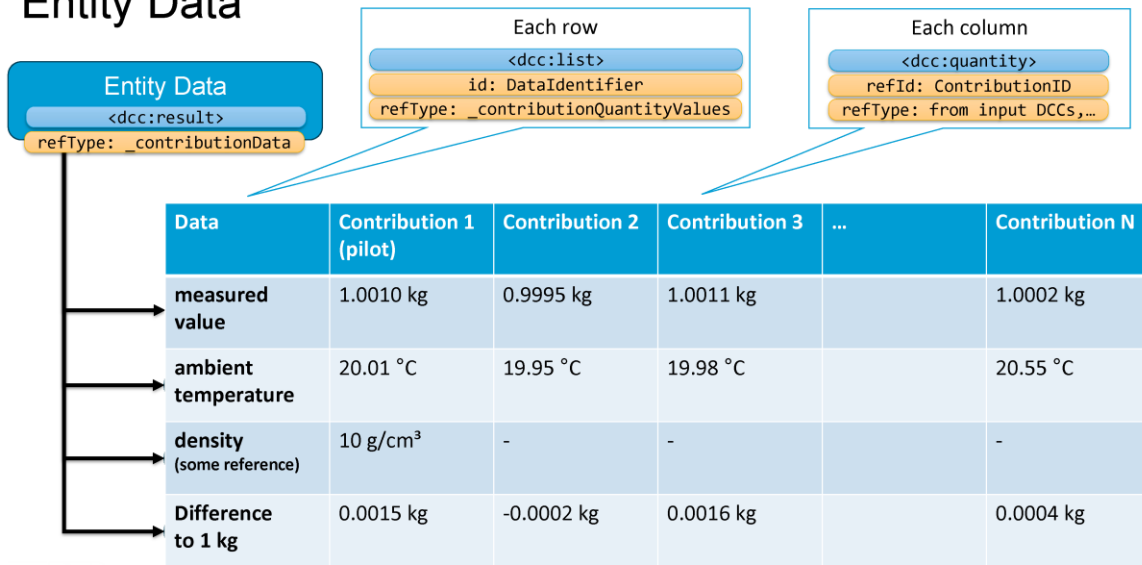
## High-level entities



## High-level entities



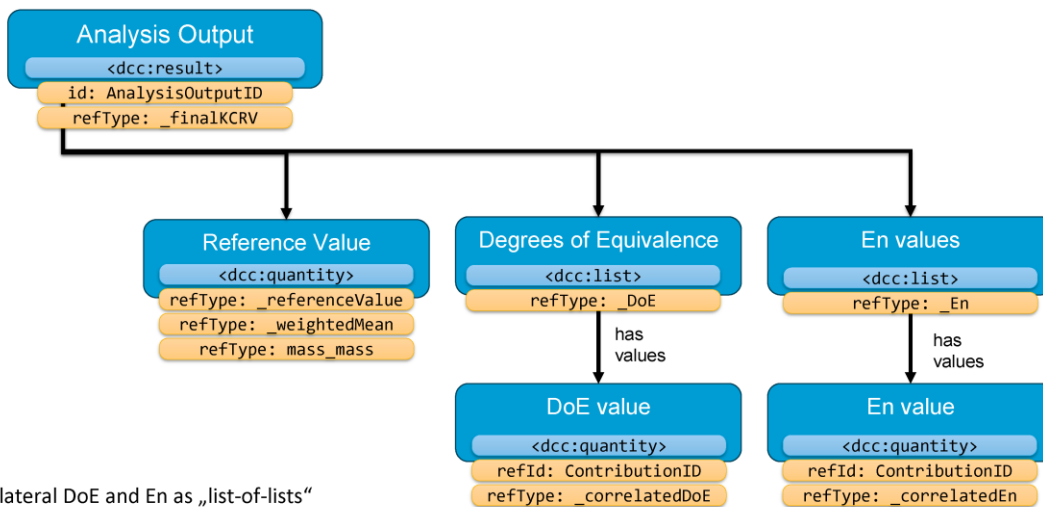
## Entity Data



DCC for ILC DME | 6. IDCCC | 2026

7

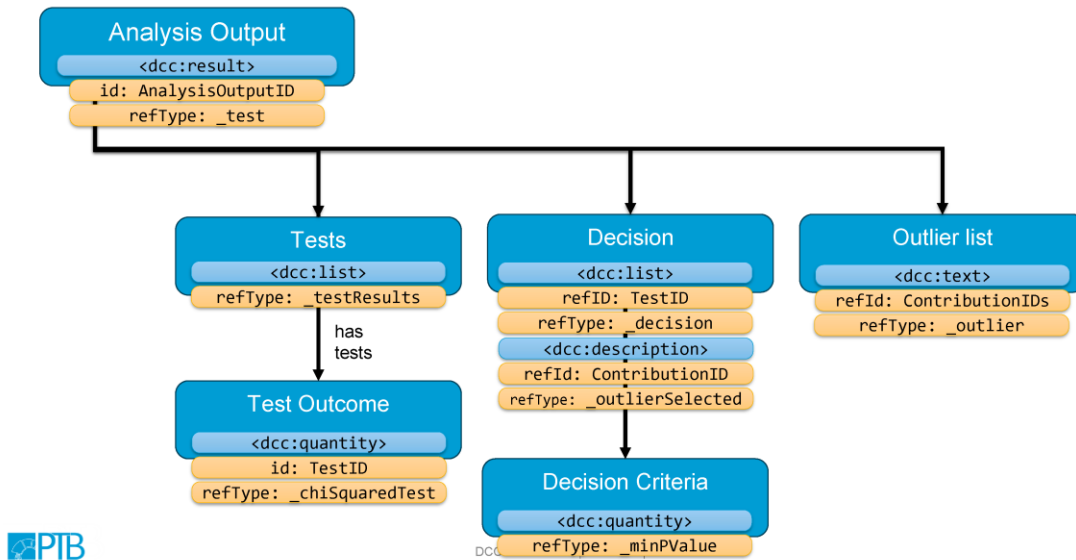
## Analysis Output – Key Comparison Reference Value (KCRV)



DCC for ILC DME | 6. IDCCC | 2026

8

## Analysis Output – Hypothesis tests



DCC

9

## Summary of semantics

### Vocabulary in Namespace „comparison“

#### Entities, Classes

- \_contribution, \_contributionData
- \_finalKCRV, interimKCRV
- \_test, \_testResults
- \_outlier

#### Kinds of quantities

- \_DoE
- \_En

#### Calculated measurands, Methods

- \_referenceValue, \_weightedMean
- \_correlatedDoE
- \_chiSquaredTest, \_minPValue

### Relations between data

#### Defining “id” to identify

- participants and contributions
- items and entities under comparison
- input data measurands
- test outcomes

#### Using “refID” to associated

- Results to items, measurands, contributions
- Decisions to outcomes of tests
- Contributions to lists of outliers

#### XML hierarchy

- Express “has” relations



DCC for ILC DME | 6. IDCCC | 2026

10



## Lessons learned

- Comparison data has additional level of complexity in contrast to calibration data
- Simple linear structures and relations in form of identifiers and semantics (refTypes) support modelling through DCC
- Semantics are key to traceability of results too

Thank you!

Recent publication  
DOI: 10.21014/tc6-2025.020  
Contact: d-si@ptb.de



Hugo Gasca-Aragon



Wafa El Jaoua



David Urban



Moritz Gafert



Daniel Hutzschenreuter



[Back to Table of Contents above](#)

## 031 Vashti Galpin: Digital calibration certificates for X-ray Photoelectron Spectroscopy

Presenting author: Vashti Galpin [1]

Email: [Vashti.Galpin@ed.ac.uk](mailto:Vashti.Galpin@ed.ac.uk)

Institute:

[1] University of Edinburgh, United Kingdom

Additional authors: Nil

Keywords: DCC, XPS, XML, GEMIMEG, temporal databases

### Abstract

This presentation will report on work done in collaboration with NPL, the UK's national metrology institute, on the use of digital calibration certificates (DCCs). The DCC XML schema developed by PTB and others in the DCC initiative [1], has been applied to X-ray Photoelectron Spectroscopy (XPS) calibration. This calibration process involves taking measurements using reference materials (gold, silver and copper). These measurements are used to fit a response function, called the calibration function, which can be applied for intensity correction in the operation of the instrument [2],

NPL has recently launched an online portal to provide this service [3], Measurements of the reference materials are submitted in VAMAS format, and the appropriate calculations are made to generate the response function. This function is reported both as (i) a collection of coefficients for use in a standard equation, and (ii) as a set of measurements in VAMAS format that can be used by supported spectrometers as correction data. A PDF calibration certificate can also be issued which includes information about the input measurements (such as pass energy and anode details), and output measurements (such as expanded measurement uncertainty, divergence measures for each reference material and scatter).

This presentation will describe the outcomes of the investigation into XPS DCCs, specifically:

- Using illustrative data from the portal database, examples of DCC use for XPS were generated with the support of the GEMIMEG tool [4] and will be demonstrated.
- A web application [5] was developed using the Links programming language and temporal database technology, extending earlier work on this approach [6],
  - The application can generate XPS DCCs from portal data.
  - The application shows data changes that have occurred within a DCC.
  - The application allows for the comparison of DCCs across instruments, including (over multiple DCCs for an instrument, and over a specific instrument type/brand. The differences are tabulated, and temporal changes to the data are noted.

To the best of our knowledge, digital calibration certificates have not been previously used in this area of metrology, and the XPS calibration process is very different to those of the existing good-practice DCCs for temperature, humidity and gauge blocks. Hence, this investigation and its related software development have broadened the use of DCCs within metrology and contributed to ongoing digitalisation efforts.

Acknowledgements: Vashti Galpin was funded by a Royal Society Short Industry Fellowship (2022 Round 2: SIF\R2\222052) awarded to James Cheney.

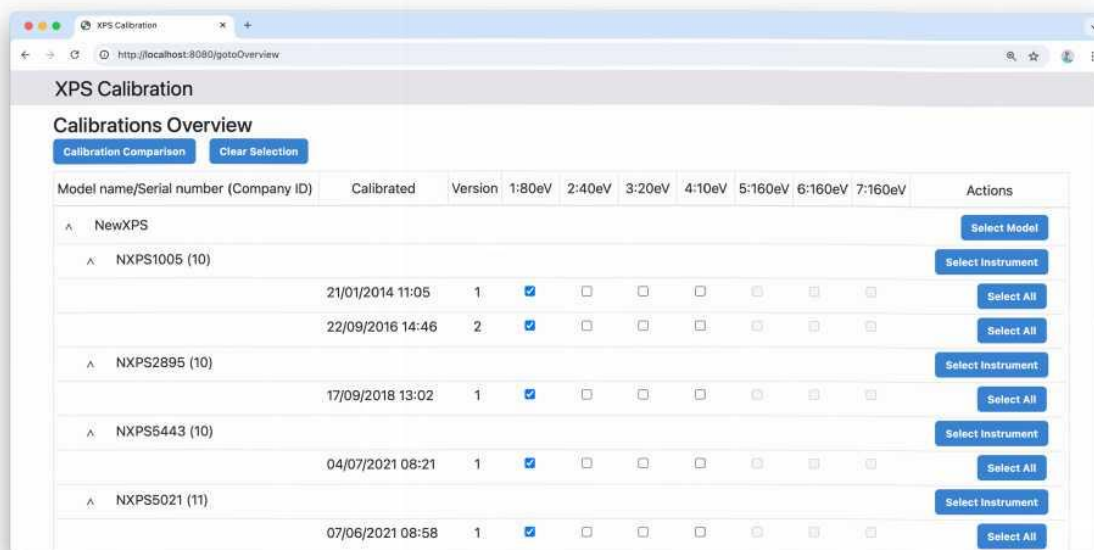


Figure 1. Choosing calibrations for comparison

#### References:

- [1] PTB (2026): Digital Calibration Certificate, [<https://www.ptb.de/dcc/>], last accessed: 04.02.2026
- [2] Seah, M.P. (1995): A system for the intensity calibration of electron spectrometers, in: *Journal of Electron Spectroscopy and Related Phenomena* 71, 191-204, [[https://doi.org/10.1016/0368-2048\(94\)02275-5](https://doi.org/10.1016/0368-2048(94)02275-5)]
- [3] NPL (2026): XPS Intensity Calibration, [<https://xps.npl.co.uk/about/general1>], last accessed: 03.02.2026
- [4] PTB (2026): GEMIMEGv 1.5.0. [<https://gemimeg-tool.ptb.de/v1>], last accessed: 03.02.2026
- [5] vcgalpin (2026): xps-dcc-app, [[https://github.com/vcgalpin/xps\\_dcc\\_app](https://github.com/vcgalpin/xps_dcc_app)], last accessed: 04.02.2026
- [6] Galpin, V., Smith, I., Hippolyte, J.-L. (2023): Tracking and viewing modifications in digital calibration certificates, in: *ActaIMEKO* 12(1), [<https://doi.org/10.21014/actaimeko.v12i1.1407>]

[Back to Table of Contents above](#)

Presentation #031 of Vashti Galpin

# Digital calibration certificates (DCCs) for X-ray Photoelectron Spectroscopy (XPS)

Vashti Galpin  
University of Edinburgh

6th International DCC Conference 2026  
From Good Practice to Standardization: DCC for a Reliable Future



School of  
**informatics**

**ifcs**


Laboratory for Foundations  
of Computer Science

2

## Introduction, motivation and background

- Recent funding from the Royal Society to work with NPL
  - Digital calibration certificates as XML document
  - Temporal databases for tracking changes in XML documents
  - Extends earlier work on DCCs in this context
- Case study: X-ray Photoelectron Spectroscopy
  - NPL's new online system for XPS calibration
- Contributions
  - Application of XML DCC schema to XPS calibration data
  - Open source demo web application for interacting with XPS DCCs

## Previous work with DCCs: single DCC demo

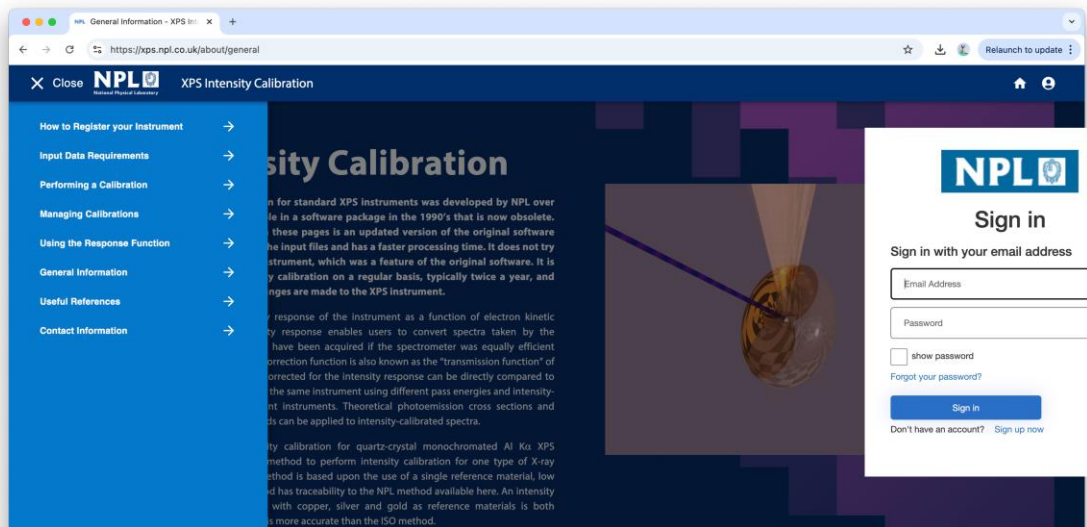


<https://github.com/vcgalpin/dcc-xml-temporal>

## Certificate comparison — details of changes

<calibrationLaboratory>	+	0 (0)	0 (0)	Show Details
<respPersons>	+	0 (1)	0 (0)	Show Details
<customer>	-	0 (0)	0 (3)	Show Details
<name>	-	0 (0)	0 (1)	Show Details
<content>	-	0 (0)	0 (1)	Show Details
Fred Bloggs		0 (0)	1 (1)	Hide Details
<b>Date of modification</b>	<b>Tag</b>	<b>Text</b>		
2021-09-22 15:11:35.142047+1		Fred Bloggs		
2021-09-10 10:53:44.757995+1		John Doe		
<eMail>	-	0 (0)	0 (2)	Show Details
fred.bloggs@ptb.de		0 (0)	2 (2)	Hide Details
<b>Date of modification</b>	<b>Tag</b>	<b>Text</b>		
2021-09-22 15:14:00.654599+1		fred.bloggs@ptb.de		
2021-09-22 15:12:19.850463+1		fred.froggs@ptb.de		
2021-09-10 10:53:44.759219+1		john.doe@ptb.de		
<location>	+	0 (0)	0 (0)	Show Details

## Online intensity calibration: [xps.npl.co.uk](https://xps.npl.co.uk)



## XPS calibration process

- The customer generates measurements from reference materials: copper, silver, gold.
- The data is submitted via the online portal using the VAMAS data format.
- The NPL software performs appropriate calculations that provide uncertainty measurements together with a response function  $Q(E)$ , both as points and coefficients for an equation.
- The customer can download a PDF calibration certificate and details of the response function, along with other information.
- The response function can then be used with the equipment to ensure accurate measurement
- There are substantial amounts of data to be stored

## Application of DCC schema: overview

- The data involved differs substantially the existing good practice examples at [https://wiki.dcc.ptb.de/en/gp\\_home](https://wiki.dcc.ptb.de/en/gp_home) and is stored in an SQL database.
- Differences include providing a function as a result (rather than a small number of scalar values), datasets as input (rather than a few values), and multiple materials.
- Working with GEMIMEG, I made a number of decisions on how to store this data in the DCC schema, specifically in the measurement results. This did not include the use of refTypes. Dummy data was generated from a few examples.
- A specific reason to use GEMIMEG is that it can output a human-readable calibration certificate, allowing for comparison with an actual calibration certificate.
- The GEMIMEG interface provided guidance for the decisions about the data and how it should be organised but the process was still challenging and is only a starting point.

## Application of DCC schema: usage

```
<dcc:digitalCalibrationCertificate>
  <dcc:administrativeData>
    ...
  <dcc:measurementResults>
    <dcc:measurementResult>
```

```
      <dcc:name> Pass Energy:10.0
```

```
      <dcc:usedMethods >
```

```
        <dcc:usedMethod> Intensity/energy response function Q(E), reference to original paper, DOI
```

```
        <dcc:usedMethod> Analyser mode
```

```
        <dcc:usedMethod> Anode material
```

```
      <dcc: influenceConditions>
```

```
        <dcc:influenceCondition> Pass energy
```

```
        <dcc:influenceCondition> Gamma angle
```

```
        <dcc:influenceCondition> Xi angle
```

```
        <dcc:influenceCondition> Anode voltage
```

```
        <dcc:influenceCondition> Anode emission
```

```
<dcc:name>
  <dcc:content> ...
<dcc:data>
  <dcc:quantity>
    <si:real>
      <si:value> ...
      <si:unit> ...
```

## Application of DCC schema: usage

<dcc:Results >

<dcc:Result> Copper  
<dcc:Result> Silver  
<dcc:Result> Gold  
<dcc:Result> Pointwise representation of Q(E)

Each of the above are a list of pairs, representing an input energy value and the related output value

```
<dcc:name><dcc:content> . . .
<dcc:description><dcc:content> . . .
<dcc:data>
  <dcc:list>
    <dcc:quantity><dcc:name><dcc:content>
      <si:realListXMLList> . . .
    <dcc:quantity><dcc:name><dcc:content>
      <si:realListXMLList> . . .
```

<dcc:Result> Co-efficients for Q(E), LaTeX formula for Q(E)  
<dcc:Result> Additional results (various values that appear in the calibration certificate)

<dcc:Result> Uncertainty results

```
<dcc:data><dcc:quantity>
  <dcc:name ><dcc:content> . . .
  <si:real><si:value><si:unit><si:expandedUnc>
    <si:uncertainty> . . .
    <si:coverageFactor> . . .
    <si:coverageProbability> . . .
```

<dcc:measurementMetaData> Repetition of influence conditions

## GEMIMEG human-readable output

### Measurement Results

Measurement Result PE20

#### Used Methods

• Used Method 1

Name Intensity/Energy response function Q(E)

Description The Intensity/Energy response function Q(E) is derived using TBC Software Release 9/99 (see J. Elec. Spectrosc. 71, referred to the Fermi Level. This calibration is for XPS data recorded in accordance with Spectrum Acquisition Guide

Reference [https://doi.org/10.1016/0368-2048\(94\)02275-5](https://doi.org/10.1016/0368-2048(94)02275-5)

• Used Method 2

Name Analyser mode

Description FAT

• Used Method 3

Name Anode material

Description Aluminium Mono

# GEMIMEG human-readable output

## Influence Conditions

### • Influence Condition 1

Name Pass energy  
Description electronvolt (eV) is not an SI unit and could be converted to Joule at 1eV = 1.602176634×10<sup>-19</sup> Joule

Label	PE
Unit	
Value	20

### • Influence Condition 2

Name	Gamma angle
Unit	°
Value	54.7

### • Influence Condition 3

Name	Xi angle
Unit	°
Value	0

### • Influence Condition 4

Name	Anode voltage
Unit	kV
Value	15

### • Influence Condition 5

Name	Anode emission
Unit	µA
Value	3

## Results

### Copper

Smoothed data	
X-axis	Y-axis
1.0	4.0
2.0	8.0

Incomplete

### Silver

Smoothed data	
X-axis	Y-axis
1.0	4.0
2.0	8.0

Incomplete

### Gold

Smoothed data	
X-axis	Y-axis
1.0	4.0
2.0	8.0

Incomplete

### Q(E)

Pointwise representation of response function (derived from Copper, Silver and Gold data)

Smoothed data	
X-axis	Y-axis
1.0	4.0
2.0	8.0

Incomplete

# GEMIMEG human-readable output

## Q(E)

Equational representation of response function

$$Q(E) = \frac{a_0 + a_1 \varepsilon + a_2 \varepsilon^2 + a_3 \varepsilon^3 + a_4 \varepsilon^4}{1 + b_1 \varepsilon + b_2 \varepsilon^2 + b_3 \varepsilon^3 + b_4 \varepsilon^4} X_0 \text{ units where } \varepsilon = \frac{E - 1000 \text{ eV}}{1000 \text{ eV}}$$

a_0	a_1	a_3	a_4	b_1	b_2	b_3	b_4
2.0	2.0	2.0	2.0	2.0	2.0	2.0	2.0

$$Q(E) = \frac{a_0 + a_1 \varepsilon + a_2 \varepsilon^2 + a_3 \varepsilon^3 + a_4 \varepsilon^4}{1 + b_1 \varepsilon + b_2 \varepsilon^2 + b_3 \varepsilon^3 + b_4 \varepsilon^4} X_0 \text{ units where } \varepsilon = \frac{E - 1000 \text{ eV}}{1000 \text{ eV}}$$

## Q(E)

### Additional results

Minimum valid calibration energy: E_(min)	Maximum valid calibration energy: E_(max)	Label	Percentage rms scatter	Energy calibration shift indicated: E_(ind)	Er
2.0		r	2.0	0.0	0.1

### U\_r

Relative uncertainty in the energy independence of Q(E), ignoring the uncertainty of the method

Uncertainty of response function
0

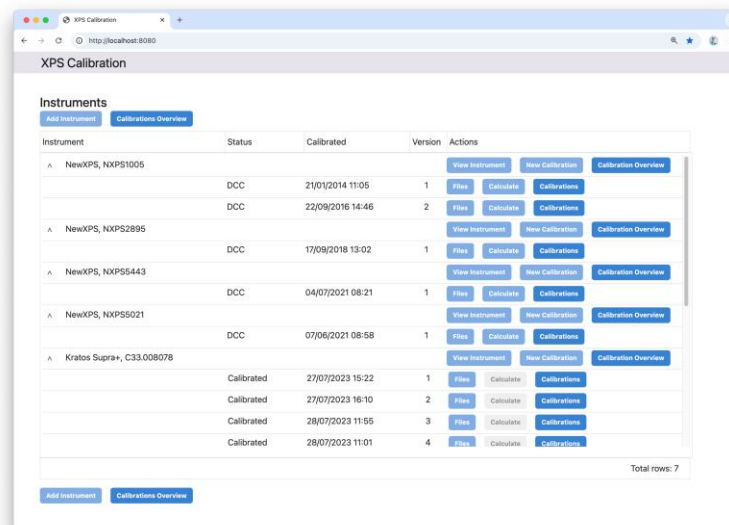
### Expanded Measurement Uncertainty

Unit	Uncertainty	Coverage Factor	Coverage Probability
	4.2	2	0.95

## Demo web application for XPS DCCs

- This uses the database schema for the NPL software plus additional relational tables (both temporal and non-temporal) for storing and working with DCCs.
- Given the data provided for a calibration, and assuming that the required calculations have been done, the app creates a DCC from the data in the database.
- The app provides a list of instruments (mimicking the NPL software).
- The DCCs for each instrument can be generated and inspected.
- The app has a page providing an overview of all calibrations and allows selection for comparison.
- Once calibrations have been selected, the items in the DCC for comparison can be chosen and the comparison performed.
- In the comparison, data changes within a single DCC are highlighted.

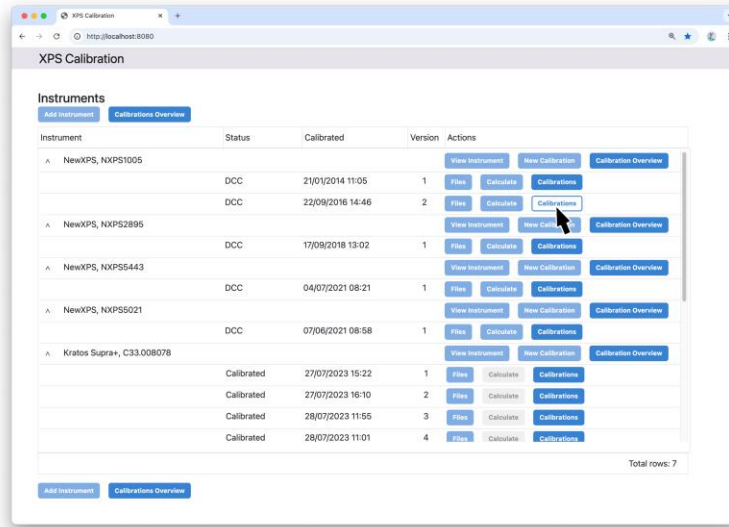
## Web app: instruments overview



The screenshot shows a web browser window titled "XPS Calibration" with the URL "http://localhost:8080". The page displays an "Instruments" section with a table listing various instruments and their associated DCCs. The table has columns for Instrument, Status, Calibrated, Version, and Actions. Each instrument entry has a "View Instrument" button, and each DCC entry has "File", "Calculate", and "Calibrations" buttons. The "Total rows: 7" is displayed at the bottom right of the table.

Instrument	Status	Calibrated	Version	Actions
NewXPS_NXPS1005	DCC	21/01/2014 11:05	1	View Instrument, File, Calculate, Calibrations
	DCC	22/09/2016 14:46	2	File, Calculate, Calibrations
NewXPS_NXPS2895	DCC	17/09/2018 13:02	1	View Instrument, File, Calculate, Calibrations
	DCC	04/07/2021 08:21	1	File, Calculate, Calibrations
NewXPS_NXPS5021	DCC	07/06/2021 08:58	1	View Instrument, File, Calculate, Calibrations
	DCC	07/06/2021 08:58	1	File, Calculate, Calibrations
Kratos Supra+, C33.008078	Calibrated	27/07/2023 15:22	1	View Instrument, File, Calculate, Calibrations
	Calibrated	27/07/2023 16:10	2	File, Calculate, Calibrations
	Calibrated	28/07/2023 11:55	3	File, Calculate, Calibrations
	Calibrated	28/07/2023 11:01	4	File, Calculate, Calibrations

## Web app: selecting a calibration

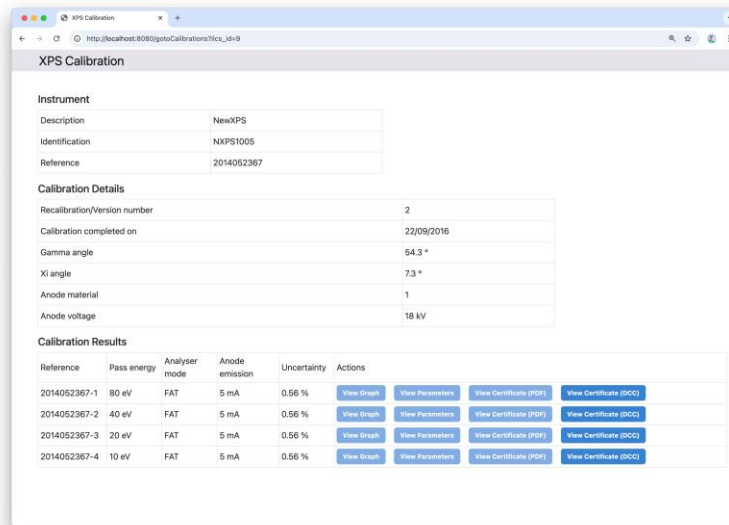


The screenshot shows the 'XPS Calibration' web application interface. It features a table with columns for Instrument, Status, Calibrated, Version, and Actions. A mouse cursor is pointing at the 'Calibrations' button in the Actions column for the instrument 'NewXPS\_NXPS5443'.

Instrument	Status	Calibrated	Version	Actions
NewXPS_NXPS1005	DCC	21/01/2014 11:05	1	View Instrument, New Calibration, Calibration Overview, Files, Calculate, Calibrations
	DCC	22/09/2016 14:46	2	Files, Calculate, Calibrations
NewXPS_NXPS2895	DCC	17/09/2018 13:02	1	View Instrument, New Calibration, Calibration Overview, Files, Calculate, Calibrations
	DCC	04/07/2021 08:21	1	Files, Calculate, Calibrations
NewXPS_NXPS5021	DCC	07/06/2021 08:58	1	View Instrument, New Calibration, Calibration Overview, Files, Calculate, Calibrations
	DCC	07/06/2021 08:58	1	Files, Calculate, Calibrations
Kratos Supra+, C33.008078	Calibrated	27/07/2023 15:22	1	View Instrument, New Calibration, Calibration Overview, Files, Calculate, Calibrations
	Calibrated	27/07/2023 16:10	2	Files, Calculate, Calibrations
	Calibrated	28/07/2023 11:55	3	Files, Calculate, Calibrations
	Calibrated	28/07/2023 11:01	4	Files, Calculate, Calibrations

Total rows: 7

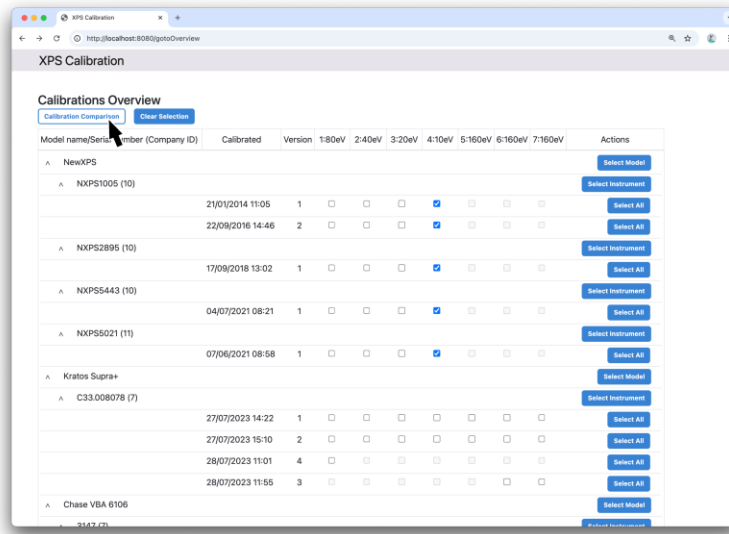
## Web app: selecting a calibration



The screenshot shows the detailed view of a calibration in the 'XPS Calibration' web application. It includes fields for Instrument Description, Identification, and Reference. Below, 'Calibration Details' lists parameters like Recalibration/Version number, Calibration completed on, Gamma angle, Xi angle, Anode material, and Anode voltage. The 'Calibration Results' section contains a table with columns for Reference, Pass energy, Analyser mode, Anode emission, Uncertainty, and Actions.

Reference	Pass energy	Analyser mode	Anode emission	Uncertainty	Actions
2014052367-1	80 eV	FAT	5 mA	0.56 %	View Graph, View Parameters, View Certificate (PDF), View Certificate (DCC)
2014052367-2	40 eV	FAT	5 mA	0.56 %	View Graph, View Parameters, View Certificate (PDF), View Certificate (DCC)
2014052367-3	20 eV	FAT	5 mA	0.56 %	View Graph, View Parameters, View Certificate (PDF), View Certificate (DCC)
2014052367-4	10 eV	FAT	5 mA	0.56 %	View Graph, View Parameters, View Certificate (PDF), View Certificate (DCC)

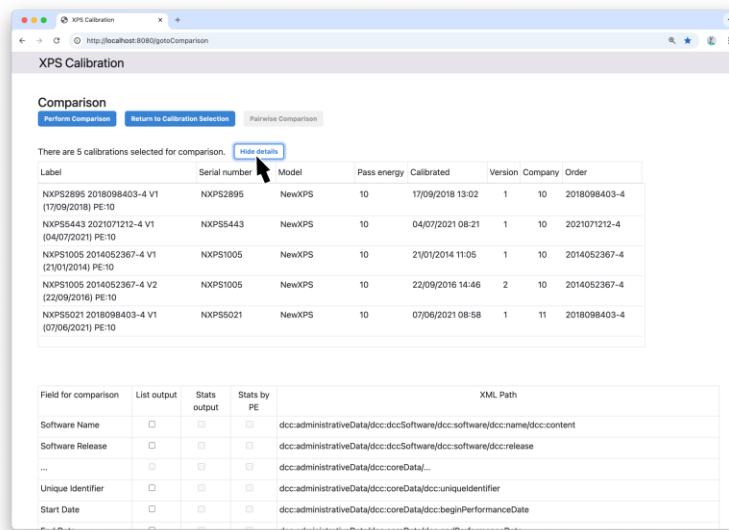
## Web app: calibrations overview/selection



The screenshot shows the 'XPS Calibration Overview' page. It features a table with columns for Model name, Serial number, Company ID, Calibrated date, Version, and Pass energy (1:80eV, 2:40eV, 3:20eV, 4:10eV, 5:160eV, 6:160eV, 7:160eV). There are 'Select Model' and 'Select Instrument' buttons for each row. A 'Clear Selection' button is also present.

Model name	Serial number	Company ID	Calibrated	Version	1:80eV	2:40eV	3:20eV	4:10eV	5:160eV	6:160eV	7:160eV	Actions
NewXPS												
^ NXPS1005 (10)												
			21/01/2014 11:05	1	<input type="checkbox"/>	<input type="checkbox"/>	<input type="checkbox"/>	<input checked="" type="checkbox"/>	<input type="checkbox"/>	<input type="checkbox"/>	<input type="checkbox"/>	Select Model
			22/09/2016 14:46	2	<input type="checkbox"/>	<input type="checkbox"/>	<input type="checkbox"/>	<input checked="" type="checkbox"/>	<input type="checkbox"/>	<input type="checkbox"/>	<input type="checkbox"/>	Select AS
^ NXPS2895 (10)												
			17/09/2018 13:02	1	<input type="checkbox"/>	<input type="checkbox"/>	<input type="checkbox"/>	<input checked="" type="checkbox"/>	<input type="checkbox"/>	<input type="checkbox"/>	<input type="checkbox"/>	Select Instrument
												Select AS
^ NXPS5443 (10)												
			04/07/2021 08:21	1	<input type="checkbox"/>	<input type="checkbox"/>	<input type="checkbox"/>	<input checked="" type="checkbox"/>	<input type="checkbox"/>	<input type="checkbox"/>	<input type="checkbox"/>	Select Instrument
												Select AS
^ NXPS5021 (11)												
			07/06/2021 08:58	1	<input type="checkbox"/>	<input type="checkbox"/>	<input type="checkbox"/>	<input checked="" type="checkbox"/>	<input type="checkbox"/>	<input type="checkbox"/>	<input type="checkbox"/>	Select Instrument
												Select AS
^ Kratos Supra+												
^ C33.008078 (7)												
			27/07/2023 14:22	1	<input type="checkbox"/>	<input type="checkbox"/>	<input type="checkbox"/>	<input type="checkbox"/>	<input type="checkbox"/>	<input type="checkbox"/>	<input type="checkbox"/>	Select Instrument
			27/07/2023 15:10	2	<input type="checkbox"/>	<input type="checkbox"/>	<input type="checkbox"/>	<input type="checkbox"/>	<input type="checkbox"/>	<input type="checkbox"/>	<input type="checkbox"/>	Select AS
			28/07/2023 11:01	4	<input type="checkbox"/>	<input type="checkbox"/>	<input type="checkbox"/>	<input type="checkbox"/>	<input type="checkbox"/>	<input type="checkbox"/>	<input type="checkbox"/>	Select AS
			28/07/2023 11:55	3	<input type="checkbox"/>	<input type="checkbox"/>	<input type="checkbox"/>	<input type="checkbox"/>	<input type="checkbox"/>	<input type="checkbox"/>	<input type="checkbox"/>	Select AS
^ Chase VBA 6106												

## Web app: data selection for comparison



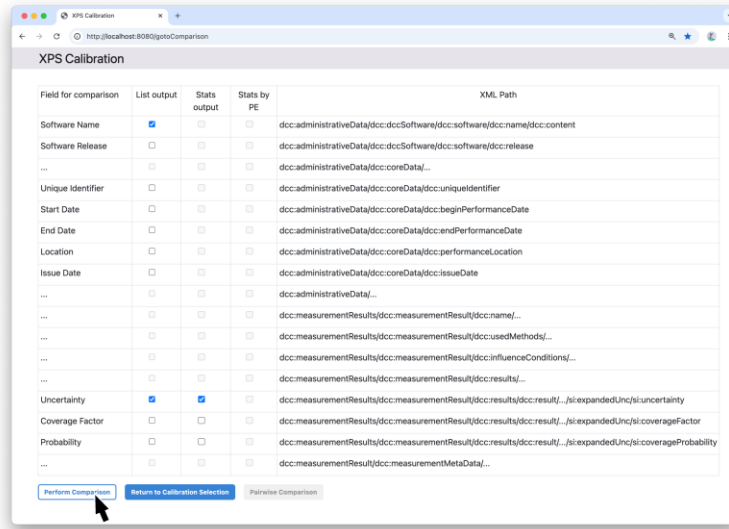
The screenshot shows the 'XPS Calibration Comparison' page. It displays a table with 5 selected calibrations for comparison. The table has columns for Label, Serial number, Model, Pass energy, Calibrated, Version, Company, and Order. Below the table, there is a section for selecting fields for comparison, with checkboxes for 'List output', 'Stats output', and 'Stats by PE' for various fields like Software Name, Software Release, Unique Identifier, and Start Date.

Label	Serial number	Model	Pass energy	Calibrated	Version	Company	Order
NXPS2895 2018098403-4 V1 (17/09/2018) PE:10	NXPS2895	NewXPS	10	17/09/2018 13:02	1	10	2018098403-4
NXPS5443 2021071212-4 V1 (04/07/2021) PE:10	NXPS5443	NewXPS	10	04/07/2021 08:21	1	10	2021071212-4
NXPS1005 2014052367-4 V1 (21/01/2014) PE:10	NXPS1005	NewXPS	10	21/01/2014 11:05	1	10	2014052367-4
NXPS1005 2014052367-4 V2 (22/09/2016) PE:10	NXPS1005	NewXPS	10	22/09/2016 14:46	2	10	2014052367-4
NXPS5021 2018098403-4 V1 (07/04/2021) PE:10	NXPS5021	NewXPS	10	07/06/2021 08:58	1	11	2018098403-4

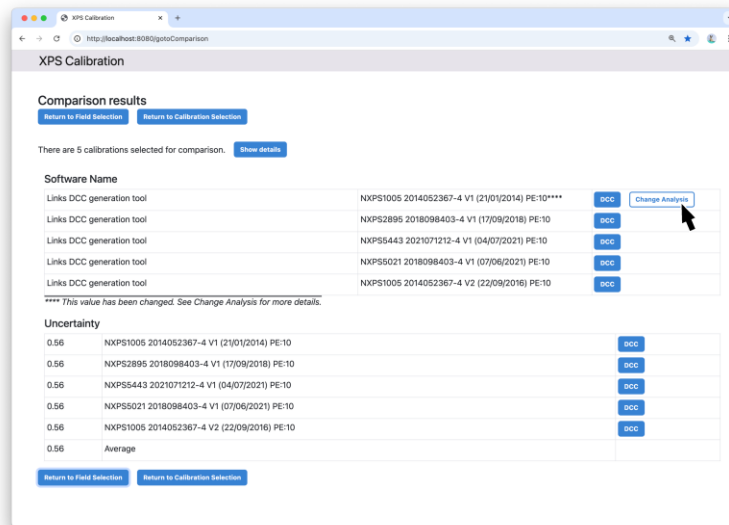
  

Field for comparison	List output	Stats output	Stats by PE	XML Path
Software Name	<input type="checkbox"/>	<input type="checkbox"/>	<input type="checkbox"/>	dcc:administrativeData/dcc:software/dcc:software/dcc:name/dcc:content
Software Release	<input type="checkbox"/>	<input type="checkbox"/>	<input type="checkbox"/>	dcc:administrativeData/dcc:software/dcc:software/dcc:release
...	<input type="checkbox"/>	<input type="checkbox"/>	<input type="checkbox"/>	dcc:administrativeData/dcc:coreData/...
Unique Identifier	<input type="checkbox"/>	<input type="checkbox"/>	<input type="checkbox"/>	dcc:administrativeData/dcc:coreData/dcc:uniqueIdentifier
Start Date	<input type="checkbox"/>	<input type="checkbox"/>	<input type="checkbox"/>	dcc:administrativeData/dcc:coreData/dcc:beginPerformanceDate

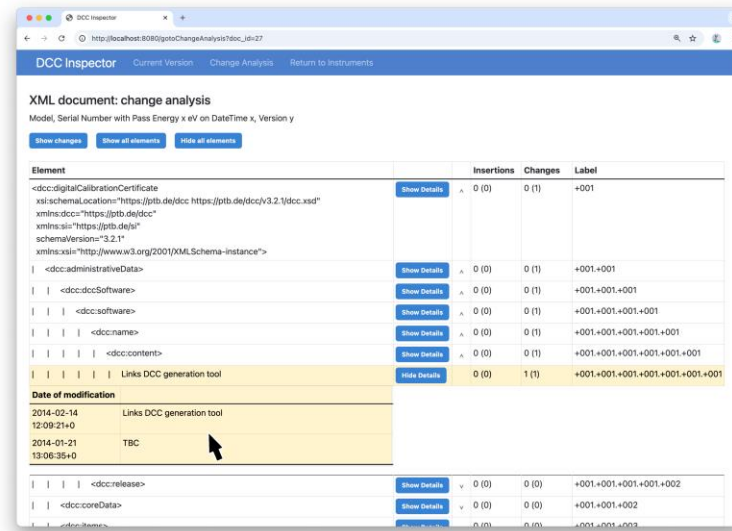
## Web app: data selection for comparison



## Web app: results of comparison



## Web app: change in DCC values



Element	Insertions	Changes	Label
<dcc:digitalCalibrationCertificate>	0 (0)	0 (1)	+001
<dcc:administrativeData>	0 (0)	0 (1)	+001+001
<dcc:software>	0 (0)	0 (1)	+001+001+001
<dcc:name>	0 (0)	0 (1)	+001+001+001+001+001
<dcc:content>	0 (0)	0 (1)	+001+001+001+001+001+001
Links DCC generation tool	0 (0)	1 (1)	+001+001+001+001+001+001
<b>Date of modification</b>			
2014-02-14 12:09:21+0	Links DCC generation tool		
2014-01-21 13:06:39+0	TBC		
<dcc:release>	0 (0)	0 (0)	+001+001+001+001+002
<dcc:coreData>	0 (0)	0 (0)	+001+001+002

## Conclusions

- The XML DCC schema has been applied to XPS calibration.
- The web app originally written to deal with a single DCC has now been expanded to deal with multiple DCCs and comparison between them.
- The software and DCC examples are open source, written in Links and can be found at [https://github.com/vcgalpin/xps\\_dcc\\_app](https://github.com/vcgalpin/xps_dcc_app).
- Currently, there is very little documentation but this will be improved over the next few months.
- The documentation aims to provide information about the general approach taken so that the concepts used in this work will be available to the metrology community.

## References

- **NPL** (2026): XPS Intensity Calibration, <https://xps.npl.co.uk/about/general>
- **PTB** (2026): Digital Calibration Certificate, <https://www.ptb.de/dcc/>
- **PTB** (2026): GEMIMEG v1.5.0, <https://gemimeg-tool.ptb.de/v1>
- **vcgalpin** (2026): xps-dcc-app, [https://github.com/vcgalpin/xps\\_dcc\\_app](https://github.com/vcgalpin/xps_dcc_app)
- **vcgalpin** (2023): Update provenance of digital calibration certificates using Links and temporal databases, <https://github.com/vcgalpin/dcc-xml-temporal>
- **Galpin, V., Smith, I., Hippolyte, J.-L.** (2023): Tracking and viewing modifications in digital calibration certificates, Acta IMEKO 12(1), <https://doi.org/10.21014/actaimeko.v12i1.1407>
- **Seah, M.P.** (1995): A system for the intensity calibration of electron spectrometers, Journal of Electron Spectroscopy and Related Phenomena 71, 191-204, [https://doi.org/10.1016/0368-2048\(94\)02275-5](https://doi.org/10.1016/0368-2048(94)02275-5)

✉ [Vashti.Galpin@ed.ac.uk](mailto:Vashti.Galpin@ed.ac.uk)

ORCID <https://orcid.org/0000-0001-8914-1122>

🌐 <https://homepages.inf.ed.ac.uk/vgalpin1>

🐙 <https://github.com/vcgalpin>

## Acknowledgments

**Royal Society Short Industry Fellowship** (2022 Round 2: SIF\R2\222052) awarded to **James Cheney**.



The people at **NPL** with whom I worked with during my secondment



**Thank you for your attention**  
**Any questions, comments or feedback?**

[Back to Table of Contents above](#)

Day 3 2026-02-26 Thursday  
Parallel Session “DCC Use Case”  
Session Chair: David Balslev-Harder

032 Wiebke Heeren:  
DCC to Industry - Processes in a Practical Use-Case

Presenting author: Wiebke Heeren [1]

Email: [wiebke.heeren@ptb.de](mailto:wiebke.heeren@ptb.de)

Additional authors:

- Regina Deschermeier [1], [Regina.Deschermeier@ptb.de](mailto:Regina.Deschermeier@ptb.de)
- Jens Schüür [2], [j.schueuer@elmtec.de](mailto:j.schueuer@elmtec.de)
- Shanna Schönhals [1], [shanna.schoenhals@ptb.de](mailto:shanna.schoenhals@ptb.de)

Institute:

[1] Physikalisch-Technische Bundesanstalt (PTB), Bundesallee 100, 38116 Braunschweig, Germany

[2] ELMTEC Ingenieurgesellschaft mbH, Kattreppeln 28, Königslutter am Elm, 38154, Germany.

Keywords: DCC, Good Practice, Software Integration, Use Case, Workflow

## Abstract

The BMFTR-funded “DCC2Ind” (Digital Calibration Certificate to Industry [1]) project - a substantial use case exploring end-to-end digital traceability from the national metrology institute through an accredited calibration laboratory to the industrial customer - highlights both the possibilities and inherent challenges of generating and integrating Digital Calibration Certificates (DCCs) into practical measurement workflows. This project, centered on gas humidity, demonstrates a phased approach involving template development, workflow establishment, and software integration, directly addressing the need for automated traceability chains.

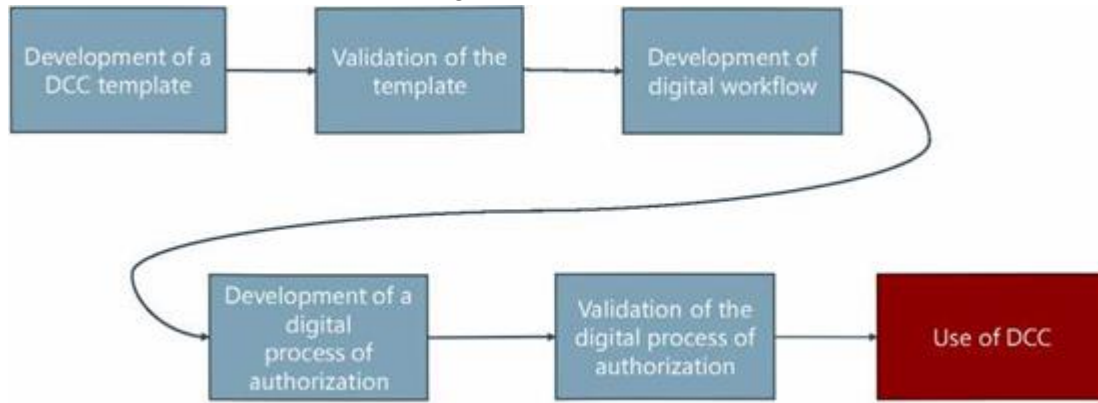
On the part of the NMI, the first step of the integration process is the provision of an aligned and harmonized DCC template. Relevant content for the template is established in coordination with multiple stakeholders including DKD subcommittees and incorporating internal quality management processes. This iterative process is complemented by integrating a digital workflow designed for DCC generation, validation, and processing into the existing laboratory software environment.

A key practical implementation involves the accredited calibration laboratory’s development of a dedicated software solution capable of verifying DCCs, performing plausibility checks, and storing essential metrological and administrative data within a calibration management system. This system amongst others incorporates machine-interpretable data export for drift control - facilitating seamless data transfer to the end customer.

The project’s overarching goal is to automate the entire process, mirroring the conventional analogue traceability chain but with enhanced digital efficiency. This includes automated dispatching and synchronization of data alongside a web database for redundancy and verification. Furthermore, the development incorporates features like defining a user interface for writing and reading key DCC data, enabling real-time status verification and implementation on a webserver for revision control [2].

Ultimately, this project seeks to enable industries to request, receive, and verify DCCs, extracting essential information required in subsequent manufacturing processes. The presenta-

tion will focus on establishing the DCC within an NMI laboratory, covering template preparation and incorporation into existing processes, while also addressing potential challenges and positive outcomes associated with this digital transformation.

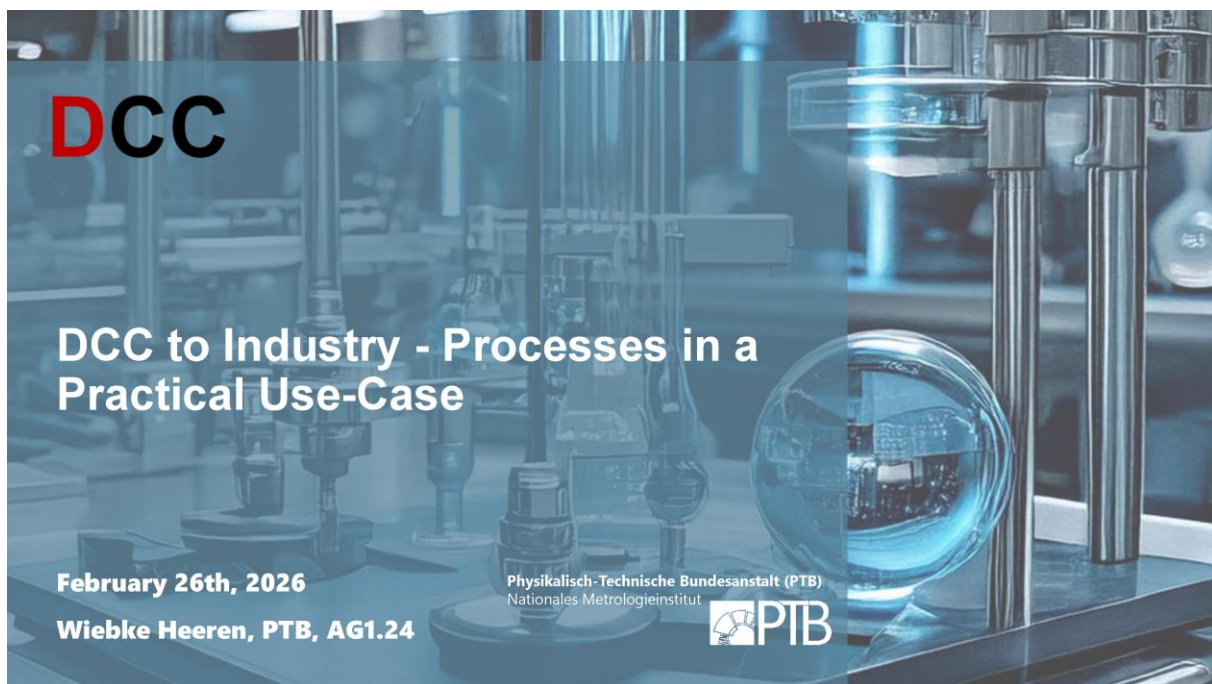


References:

- [1] www.ptb.de (2025): Home-DCC 2 Industry, [<https://www.ptb.de/dcc2ind/home/>], last accessed: 03.02.2026
- [2] Schüür, Jens (2026): *A web based revision validation system for (digital) calibration certificates*, at: DCC Conference 2026

[Back to Table of Contents above](#)

## [Presentation #032 of Wiebke Heeren](#)



## DCC2Ind – DCC to Industry

Overview

# DCC

- 1 DCC2Ind – About the Project
- 2 Creating and Embedding the DCC in NMI's lab processes
- 3 Best Practice in the Laboratory – Implementing digital workflows
- 4 Lessons learned – Highlights, Obstacles and unexpected Findings



3/3/2026 2



**Project Goals**

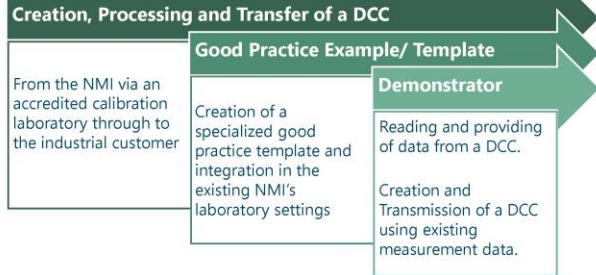
**DCC**

**DCC2Ind: Vollständig digitale Rückführungskette vom nationalen Metrologieinstitut in die Industrie**

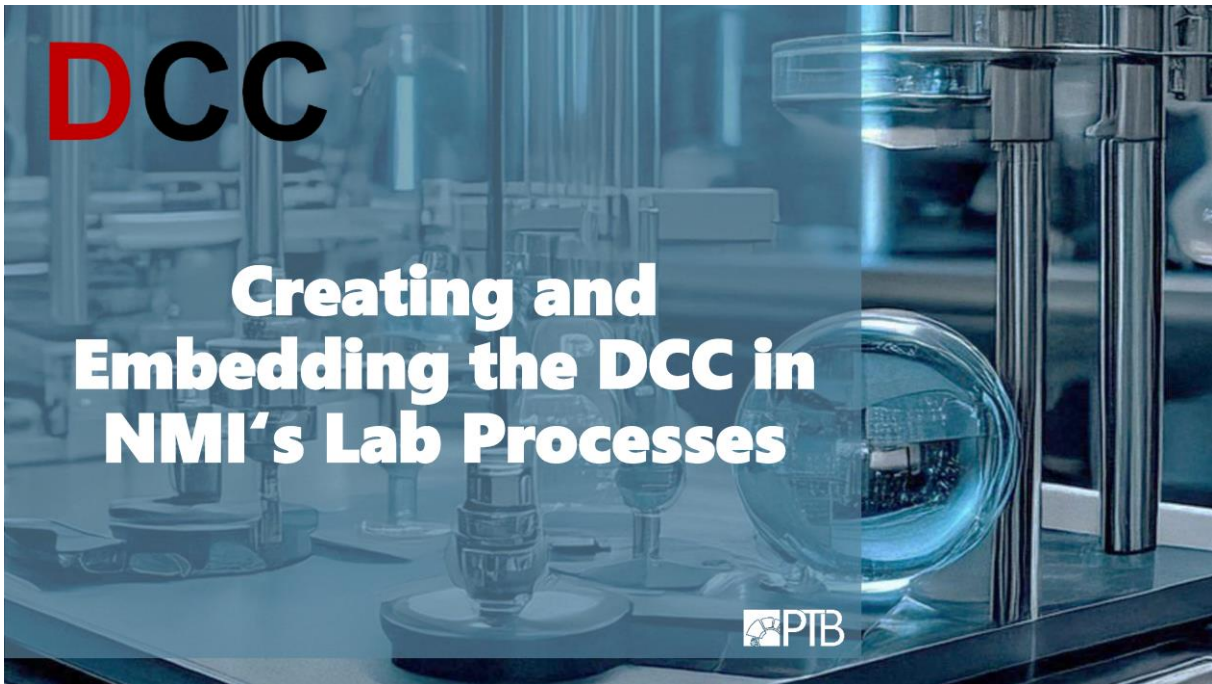
**Beteiligte**  
Dr.-Ing. Shanna Schönhs, Physikalisch-Technische Bundesanstalt PTB  
Jens Schür, ELMTEC Ingenieurgesellschaft mbH

**Art der Innovation**  
 vorwiegend sozial  
 vorwiegend technisch

**Project Goals:**



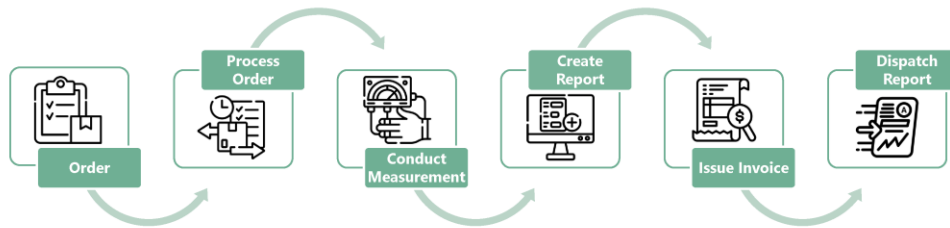
3/3/2026 4



## Context of the DCC

Digital Workflow

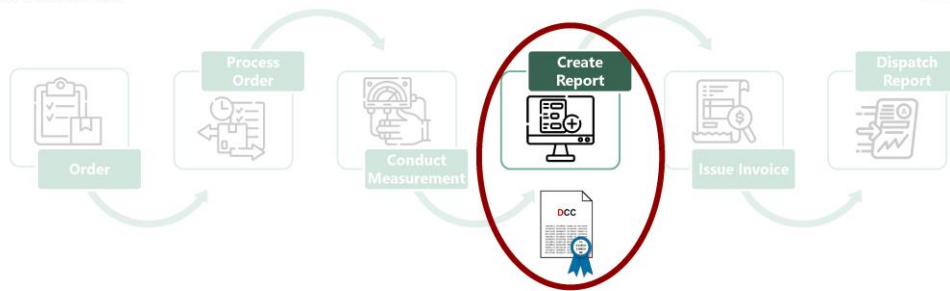
# DCC



## Context of the DCC

Digital Workflow

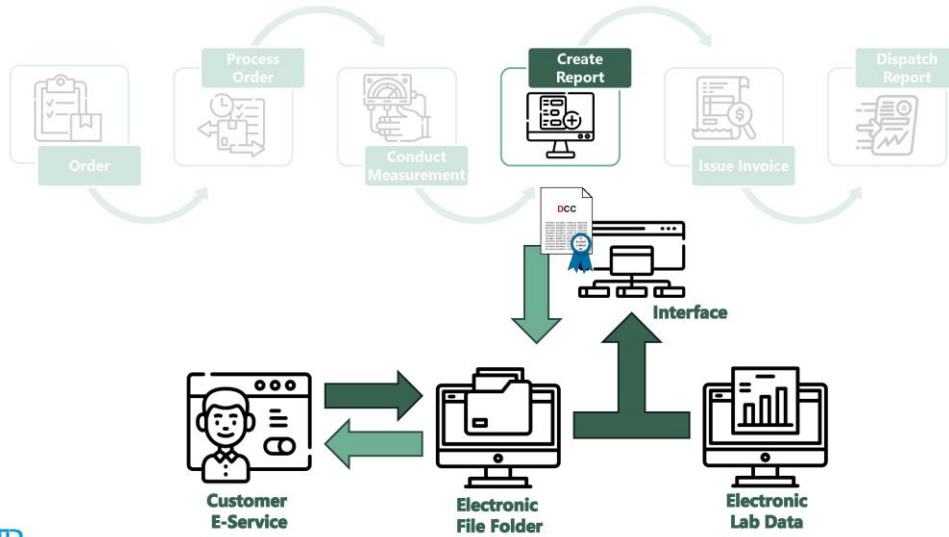
# DCC



## Context of the DCC

Digital Workflow

# DCC



## En Route to DCC

Required Steps

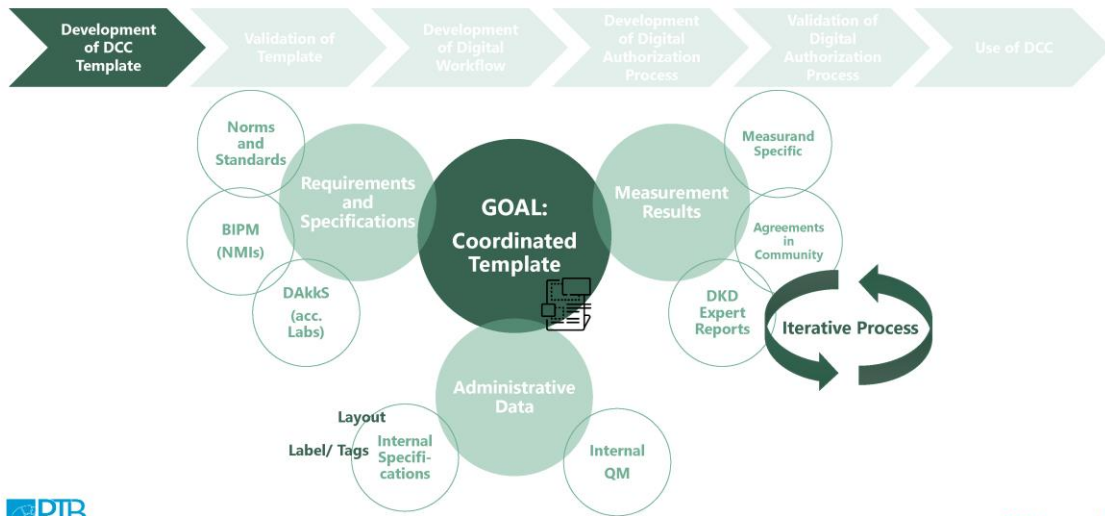
# DCC



## En Route to DCC

The Template

# DCC

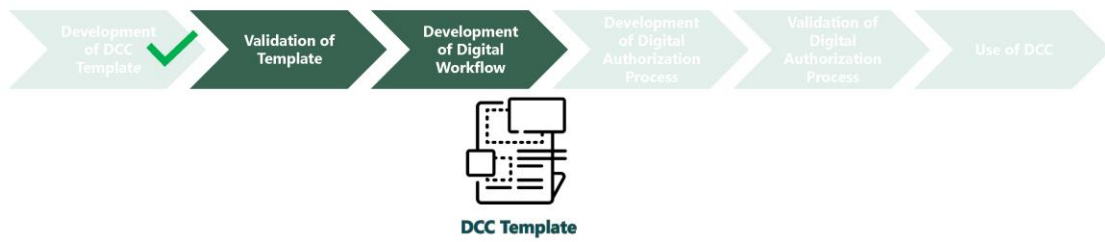


3/3/2026 8

## En Route to DCC

Validation and Workflow

# DCC

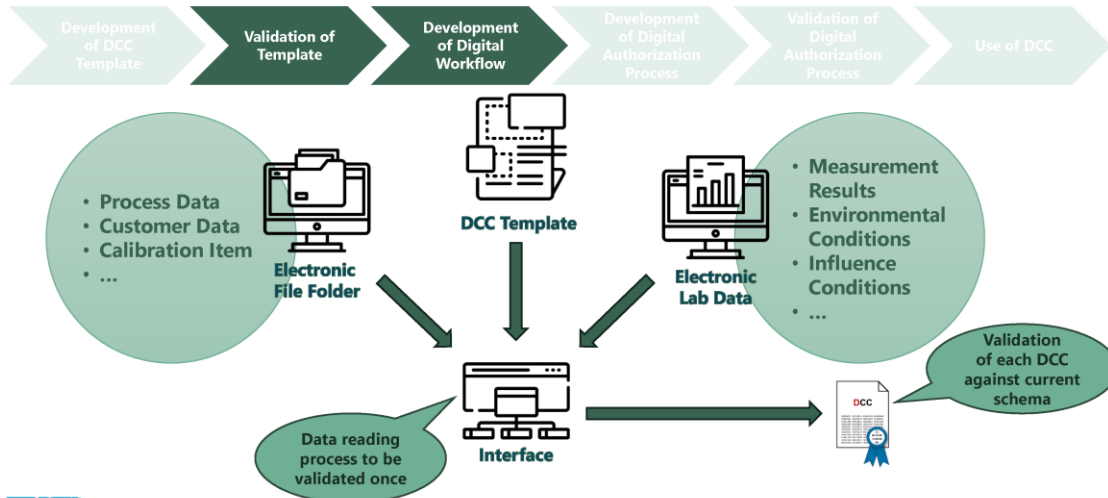


3/3/2026 9

## En Route to DCC

### Validation and Workflow

# DCC



## En Route to DCC

### Digital Authorization Process

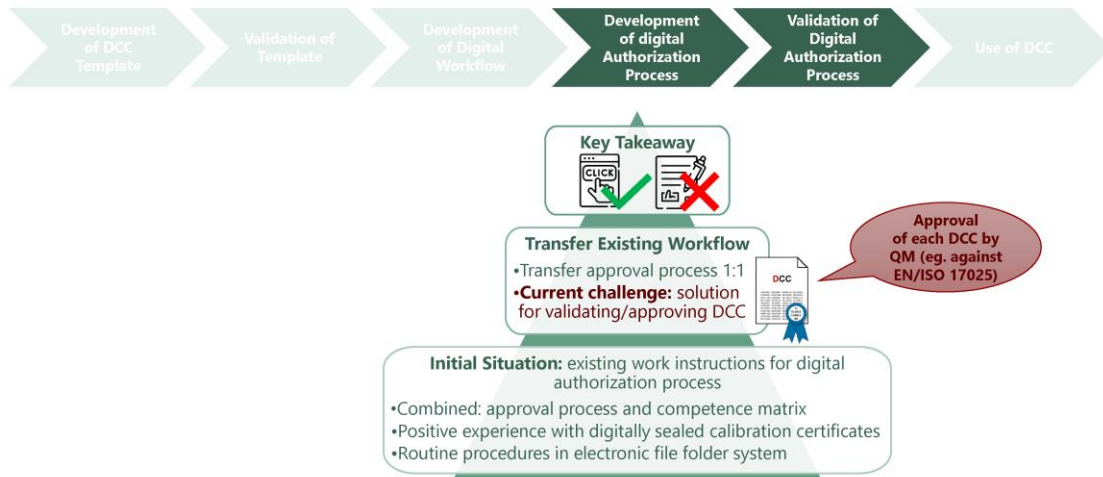
# DCC



## En Route to DCC

Digital Authorization Process

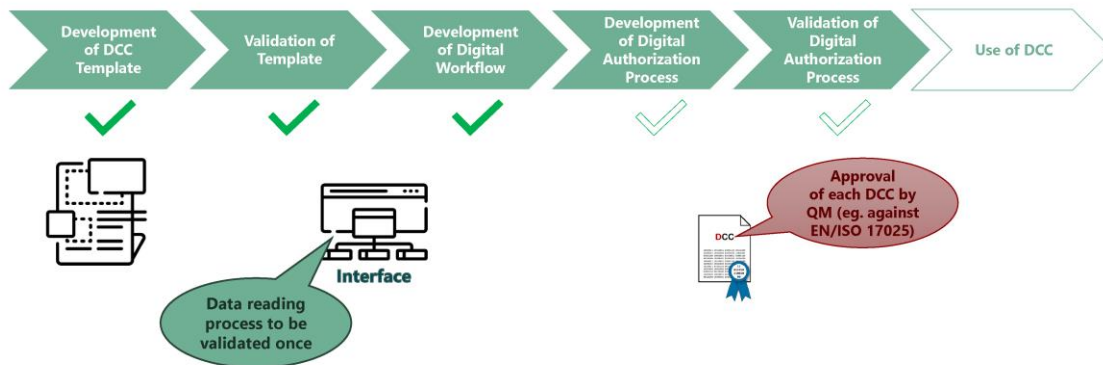
# DCC



## En Route to DCC

Current Project Status

# DCC



# DCC

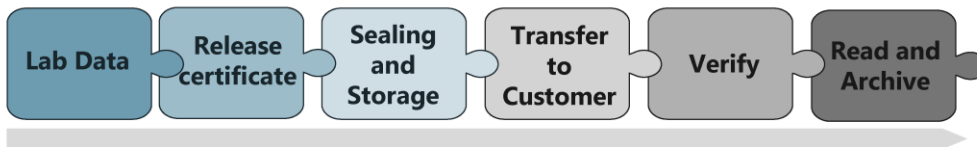
## Best Practice in the Laboratory

—

### Implementing Digital Workflows

**#002 J. Schüür**  
A web based revision validation system for (digital) calibration certificates

### General Workflow in/with the Accredited Laboratory **DCC**



## Digital Workflow in/with the Accredited Laboratory

# DCC

Lab Data

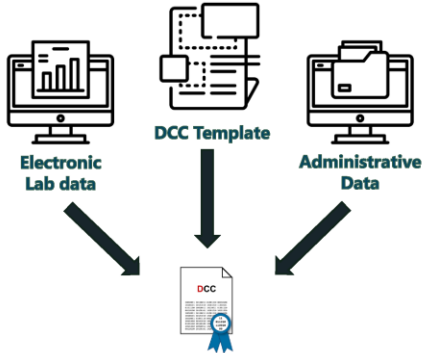


Digital Data Acquisition in the Laboratory

## Digital Workflow in/with the Accredited Laboratory

# DCC

Digital Certificate and Release



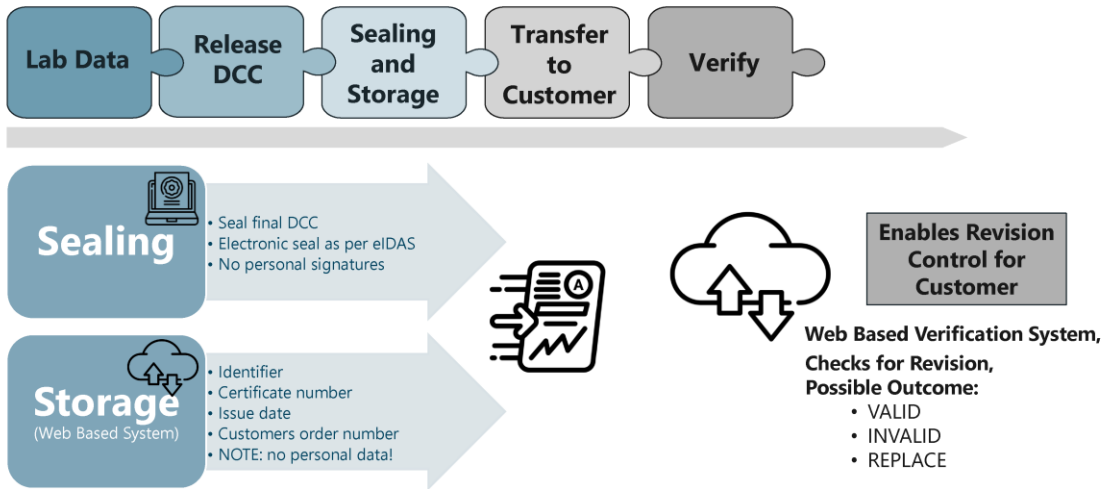
Implementation depends on

- Existing Structures
- Existing Data Storage
- Existing Software Solutions

## Digital Workflow in/with the Accredited Laboratory

From Sealing to Verification

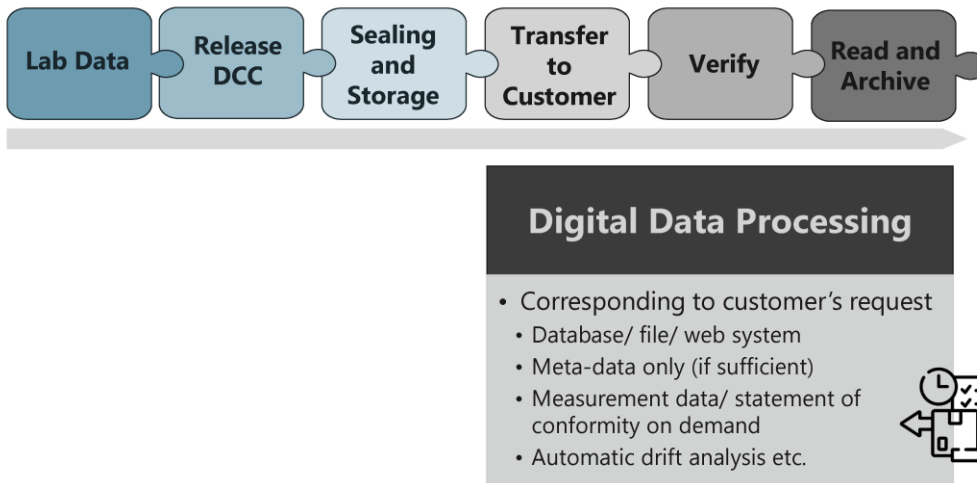
# DCC



## Digital Workflow in/with the Accredited Laboratory

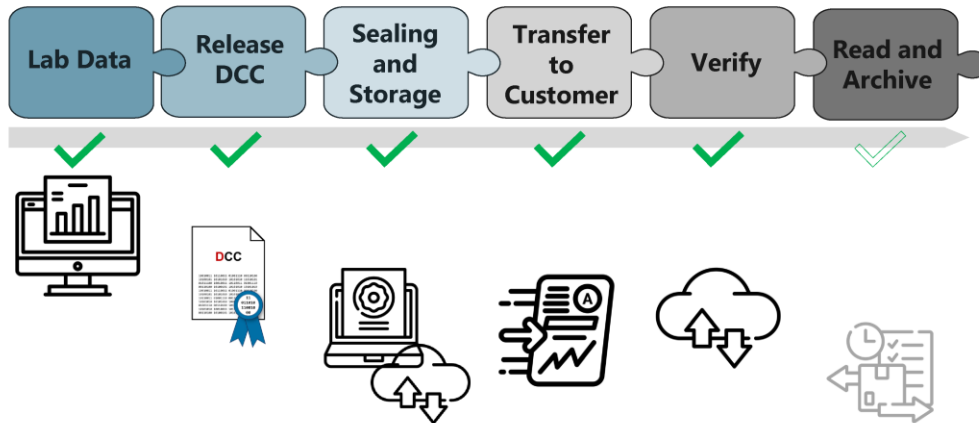
Read and Archive

# DCC



## Digital Workflow in/with the Accredited Laboratory

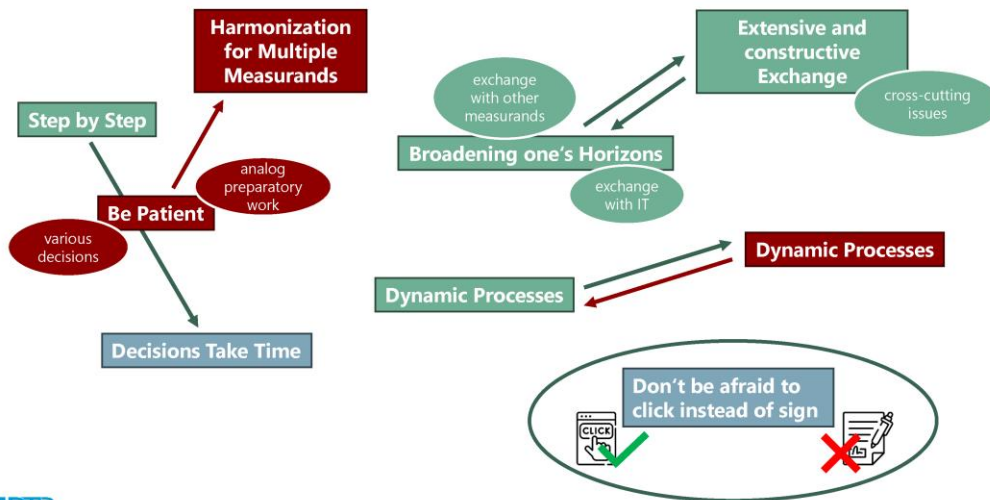
# DCC



## Lessons Learned

Upsides and Downsides (Challenges)

**DCC**

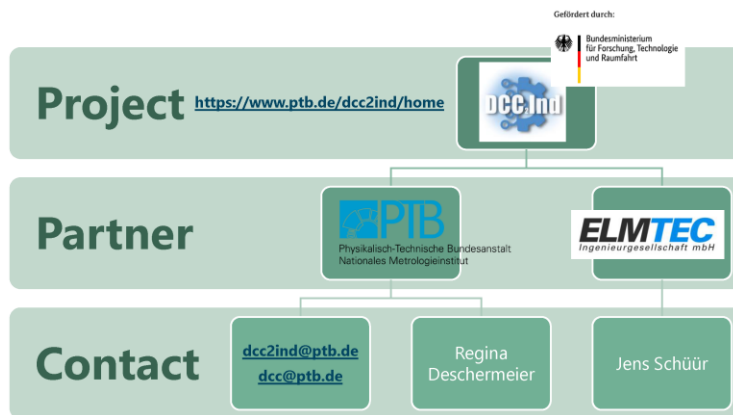


3/3/2026 20

## Thank-You Note

to the Project Team

**DCC**



NOTE: all icons in this presentation were taken from [https://de.freepik.com/icons#from\\_element=stock-subhome](https://de.freepik.com/icons#from_element=stock-subhome)

3/3/2026 21



[Back to Table of Contents above](#)

## 033 Donny Taipe: Dynamic characterization of comparators for weight calibration through DCC integration

Presenting author: Donny Taipe [1]

Email: [dtaipe@inacal.gob.pe](mailto:dtaipe@inacal.gob.pe)

Additional authors: Rubén Dario Gil Chacaltana [1], [rgil@inacal.gob.pe](mailto:rgil@inacal.gob.pe)

Institution:

[1] INACAL, 150 La Prosa Street, San Boija, Lima, 15034, Peru

Keywords: DCC, mass laboratory, characterization, weight calibration

### Abstract

The digital transformation of the quality infrastructure requires calibration data to be digital and compliant with the FAIR principles (Findable, Accessible, Interoperable, and Reusable). In this context, Digital Calibration Certificates (DCC) enable the automated exchange, processing, and structured reuse of metrological information.

In weight calibration, comparators are critical instruments whose performance must be assessed through the statistical characterization of repeatability. Traditionally, this characterization is carried out retrospectively, based on the manual compilation of standard deviations over long operational periods. This approach limits early detection of performance deviations and reduces the effectiveness of statistical control of the measurement process.

This work presents a system for the dynamic characterization of comparators by automatically integrating structured calibration data in XML format, compliant with the DCC schema. Each calibration generates an XML file containing measurement results, including repeatability parameters and relevant process metadata. These files are processed using XML-reading software that automatically extracts the statistical values associated with the comparator.

From the extracted data, the software calculates the population standard deviation, which is incorporated into the calibration software. Each new calibration is evaluated using statistical consistency tests, such as Fisher's F-test, enabling real-time verification of whether the current comparator performance is consistent with its historical behavior. This allows immediate detection of anomalies related to instrumental failures, environmental influences, or operational inconsistencies.

The proposed workflow establishes a continuous, automated, and statistically controlled characterization process based on digital data, ensuring interoperability with laboratory management systems and improving metrological reliability, traceability, and responsiveness in mass laboratories.

References:

- [1] DCC -PTB (2026): Digital Calibration Certificates (DCC), in: Physikalisch-Technische Bundesanstalt, <https://www.ptb.de/dcc/>, last accessed: 16.01.2026
- [2] International Organization of Legal Metrology (2004): OIML R 111-1:2004 (E) Weights of classes E1, E2, F1, F2, M1, M1-2, M2, M2-3 and M3 - Part 1: Metrological and technical requirements, Paris: OIML. [<https://www.oiml.org/en/files/pdf/r/rl-H-l-e04.pdf>].
- [3] National Institute for Quality - Peru (2015): PC-016 Procedure for the calibration of precision weights, Edition 2, April 2015, Lima, Peru.

[Back to Table of Contents above](#)

## Presentation #033 of Donny Taipe

Gobierno del Perú

# Dynamic characterization of comparators for weight calibration through DCC integration

**INACAL**  
Instituto Nacional de Calidad

DCC CONFERENCE 2026

Expositor: **DONNY TAIPE**  
**RUBEN GIL**



inacal @inacalperu Inacal Perú @inacalperu inacalperu INACAL PERU [gob.pe/inacal/](http://gob.pe/inacal/)

Gobierno del Perú

**PERÚ** Ministerio de la Producción

**INACAL**  
Instituto Nacional de Calidad

# 01 ¿Who we are?

NATIONAL QUALITY INSTITUTE – INACAL, PERÚ

INACAL - INSTITUTO NACIONAL DE CALIDAD



## INACAL

INACAL is Peru's National Quality Institute and the technical authority of the National Quality System.

### What we do?

We provide national services in:

- Metrology
- Accreditation
- Standardization

### Our impact

Supporting:

- Industrial competitiveness
- Public safety
- International trade



INACAL - INSTITUTO NACIONAL DE CALIDAD



## INACAL

### Key Facts

- 19 specialized laboratories
- ~600 calibration services/month
- Mechanical | Electrical | Thermometry & Chemistry



INACAL - INSTITUTO NACIONAL DE CALIDAD



## INACAL - Mass Laboratory

Calibration Services with CMC registered in the KCDB

- Mass Calibration:
  - OIML Class E1: 1 mg to 5 kg
  - OIML Class E2: 10 kg to 50 kg
- Mass Density and Volume Determination (1 g to 5 kg)

### Additional Services

- Calibration of Non-Automatic Weighing Instruments (NAWI) (Class I & II)
- Determination of magnetic properties of weights.

INACAL - INSTITUTO NACIONAL DE CALIDAD

# 02 Background and Technical Challenge

NATIONAL QUALITY INSTITUTE – INACAL, PERÚ

INACAL - INSTITUTO NACIONAL DE CALIDAD

## Traditional Characterization of Mass Comparators

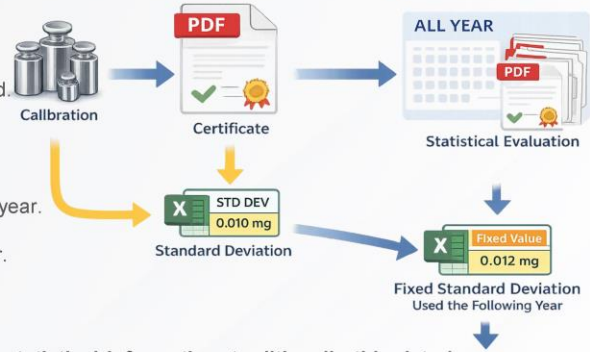
### Role of the Mass Comparator

- 🔧 Critical instrument in mass calibration.
- 🔍 Repeatability directly impacts measurement uncertainty.
- 📊 Its performance must be statistically characterized.

### Traditional Method

- 📅 Standard deviations are collected throughout the year.
- 📊 An annual standard deviation is calculated.
- 🔒 That value remains fixed during the following year.
- 🕒 The evaluation is retrospective.

### Traditional Characterization Approach



🔍 Although each calibration generates valuable statistical information, traditionally this data is not reused to dynamically monitor comparator performance.

INACAL - INSTITUTO NACIONAL DE CALIDAD

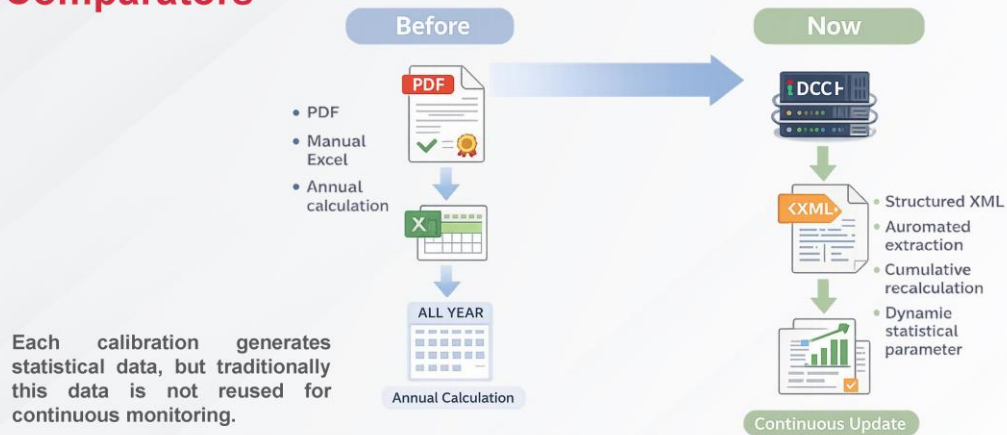
# 03

## OBJECTIVE AND PROPOSED APPROACH

NATIONAL QUALITY INSTITUTE – INACAL, PERÚ

INACAL - INSTITUTO NACIONAL DE CALIDAD

## DCC-Based Dynamic Characterization of Mass Comparators



INACAL - INSTITUTO NACIONAL DE CALIDAD

## PROPOSED ARCHITECTURE

Measurement System

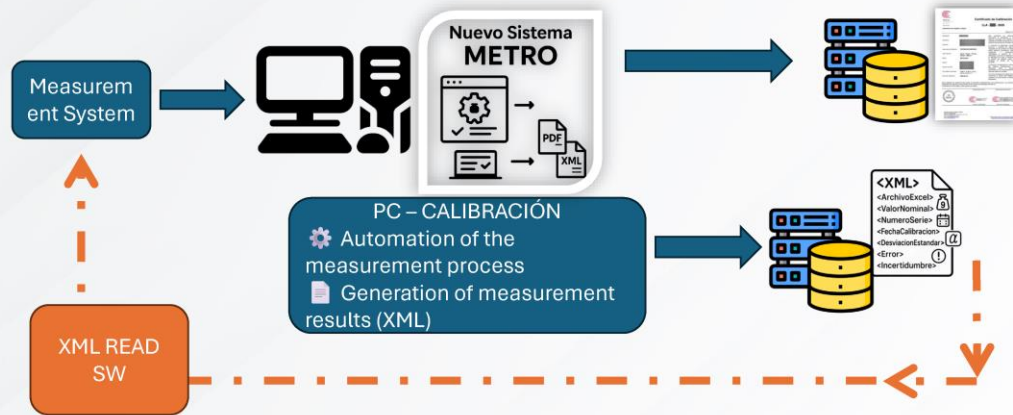
Python Application (PyQt6, Python 3.11, SQLite3, Matplotlib, SciPy, PySerial, OpenPyXL, PyDCC, ReportLab)

- Real-time data acquisition
- Management of auxiliary instruments, reference weights, and weights under calibration
- Complete calibration workflow
- Statistical analysis, correction calculation, and uncertainty estimation
- Automatic reporting in PDF and XML formats

The DCC-compatible structured data allows us to transform comparator characterization into a cumulative and continuously updated process.

INACAL - INSTITUTO NACIONAL DE CALIDAD

## PROPOSED ARCHITECTURE



INACAL - INSTITUTO NACIONAL DE CALIDAD

## PROPOSED ARCHITECTURE

### XML READ SW



DIGITALIZACION ANALISIS\_DIG **PROCESAMIENTO** ANALISIS\_RESULT

Seleccionar Ensayo: [Dropdown menu] Selección: [Dropdown menu]

Seleccionar Ficheros XML: [Browse button] PROCESAR

Digitalización

Seleccionar Carpeta XLSX: [Dropdown menu]

Archivos:

- Pesas\_200g.xls
- Pesas\_50g.xls
- Pesas\_50mg.xls
- Pesas\_200g.xlsx
- Pesas\_10mg.xlsx
- Pesas\_500mg.xlsx
- Pesas\_500g.xlsx

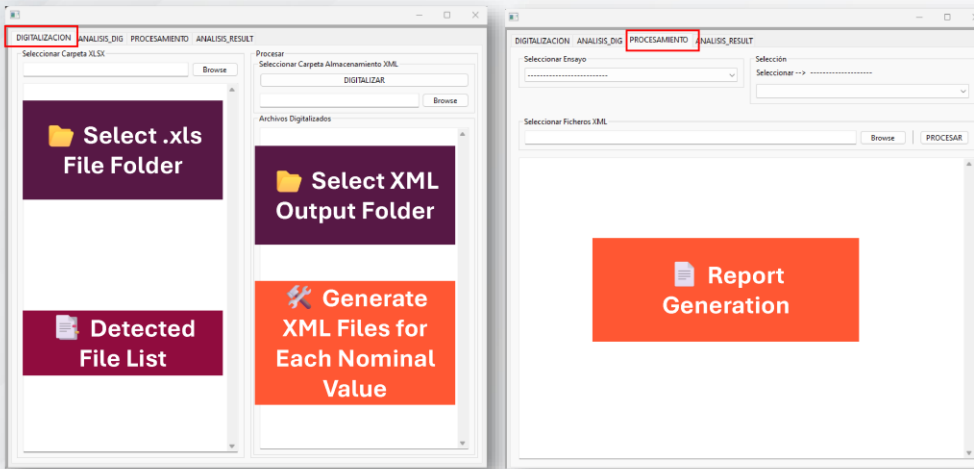
Procesar: [DIGITALIZAR button]

Archivos Digitalizados:

- Pesas\_200g.xml
- Pesas\_50g.xml
- Pesas\_20mg.xml
- Pesas\_10mg.xml
- Pesas\_500mg.xml
- Pesas\_500g.xml

INACAL - INSTITUTO NACIONAL DE CALIDAD

## PROPOSED ARCHITECTURE - XML READ SW



INACAL - INSTITUTO NACIONAL DE CALIDAD

# 04 RESULTS

NATIONAL QUALITY INSTITUTE – INACAL, PERÚ

INACAL - INSTITUTO NACIONAL DE CALIDAD

## RESULTS

### Dynamic Characterization Parameter

The comparator characterization parameter is no longer a fixed annual value. It is recalculated cumulatively before each calibration using historical XML data.

### Automated Statistical Extraction

The XML Reader software filters calibrations by nominal value and date, reads stored standard deviations, and computes an updated population standard deviation in seconds.

### Digital Traceability Through Structured XML

Each calibration generates a DCC-compatible XML file containing measurement results and statistical information, enabling consistent digital traceability and reuse.



INACAL - INSTITUTO NACIONAL DE CALIDAD

# 05 CONCLUSIONS

NATIONAL QUALITY INSTITUTE – INACAL, PERÚ

INACAL - INSTITUTO NACIONAL DE CALIDAD

## CONCLUSIONS



### Continuous Metrological Control

This approach transforms comparator characterization into a continuous statistical monitoring process, improving laboratory responsiveness and confidence in comparator performance.

### Interoperability with Digital Certification Systems

The calibration management software integrates measurement data with the Metro System for secure PDF certificate generation, ensuring consistency between digital results and issued certificates.

### Scalable and Transferable Solution

Validated on the 1 kg mass comparator, the methodology is designed to be extended to all four comparators and represents a practical, transferable DCC-enabled use case for mass laboratories.

INACAL - INSTITUTO NACIONAL DE CALIDAD

# GRACIAS THANKS



INACAL

Expositor: **DONNY TAIPE**  
**RUBÉN GIL**



[Back to Table of Contents above](#)

## 034    **Ciro Alberto Sánchez:** **From Good Practice to Standardization: Advancing Digital Calibration Certificates at the Instituto Nacional de Metrología de Colombia (INM)**

Presenting author: **Ciro Alberto Sánchez** [1]

Email: [csanchez@inm.gov.co](mailto:csanchez@inm.gov.co)

Additional authors: C. Sánchez [1], J. Monroy [1], Y. Alonso [1], J. Barreto [1], A. Bohórquez  
Institution(s):

[1] Subdirección de Metrología Física, Instituto Nacional de Metrología de Colombia (INM),  
AK 50 # 26 – 55, Int. 2, Bogotá, D.C., 111321, Colombia

Keywords: Digital Calibration Certificates (DCC), Digital Quality Infrastructure, Metrology  
Digital Transformation, Machine-Readable Calibration Data, Interoperability and FAIR Data

### Abstract

The ongoing digital transformation of quality infrastructure requires calibration information to be machine-readable, interoperable, and trustworthy across institutional and national boundaries. Digital Calibration Certificates (DCC) are increasingly recognized as a key enabler of this transformation, moving beyond digitised documents toward fully machine-actionable and FAIR-compliant calibration data.

This work presents the experience of the Instituto Nacional de Metrología de Colombia (INM) in the progressive adoption of DCC within a strategic digital transformation framework. The approach emphasizes institutional planning and early-stage laboratory prototyping, with particular focus on the Temperature and Humidity Laboratory. DCC development is addressed as an analytical and preparatory process, aligned with international good practices and anticipated harmonization needs, rather than as an operational deployment.

In 2025, the Temperature and Humidity Laboratory implemented internal DCC prototypes for temperature and relative humidity, intended exclusively for internal use. These prototypes support workflow evaluation, data consistency analysis, and the improvement of laboratory environmental monitoring. Beyond their primary laboratory scope, the generated DCC data have been identified as a reusable digital asset for other internal laboratories. In particular, pressure calibration activities have explored the generation of DCC based on the institutional prototype, while viscosity and volume laboratories have assessed the use of DCC-derived temperature, relative humidity, and pressure data to support environmental condition corrections within their measurement workflows.

The technical implementation has been supported by the Oficina de Información y Desarrollo Tecnológico (OIDT), ensuring coherence with the institutional digital infrastructure. Enterprise architecture considerations are discussed, including a layered architecture model covering data acquisition, measurement data validation, and data interoperability, as well as software aspects based on a web application. This includes the use of XML-based schemas promoted within the international metrology community, in relation to interoperability and the growing demand from industry for standardized, machine-readable calibration data. Finally, lessons learned and future perspectives are presented, positioning DCC as a practical bridge between good practice and the gradual transition toward a digital quality infrastructure.

[Back to Table of Contents above](#)

## Presentation #034 of **Ciro Alberto Sánchez**



**Instituto Nacional de  
Metrología de Colombia**



# **From Good Practice to Standardization: Advancing Digital Calibration Certificates at the Instituto Nacional de Metrología de Colombia (INM)**

C. Sánchez, J. Monroy, Y. Alonso, J. Barreto, A. Bohórquez, W. Contreras,  
J. Culma, C. Peña

Instituto Nacional de Metrología de Colombia (INM)

2026-02-26



## Context: Why DCC?

- Digital transformation is redefining metrology.
- Industry increasingly demands machine-readable calibration data.
- Interoperability and traceability must evolve beyond PDF certificates.
- Digital Calibration Certificates (DCC) enable structured, reusable data.

---

[www.inm.gov.co](http://www.inm.gov.co)

## Institutional Vision

INM Strategic Perspective:

- Strengthening national quality infrastructure.
- Preparing laboratories for digital interoperability.
- Aligning with international developments in digital metrology.

The DCC initiative at INM is conceived as a progressive institutional effort, not an isolated IT project.

---

[www.inm.gov.co](http://www.inm.gov.co)

## Implementation Scope at INM

Current Status: Prototype Phase

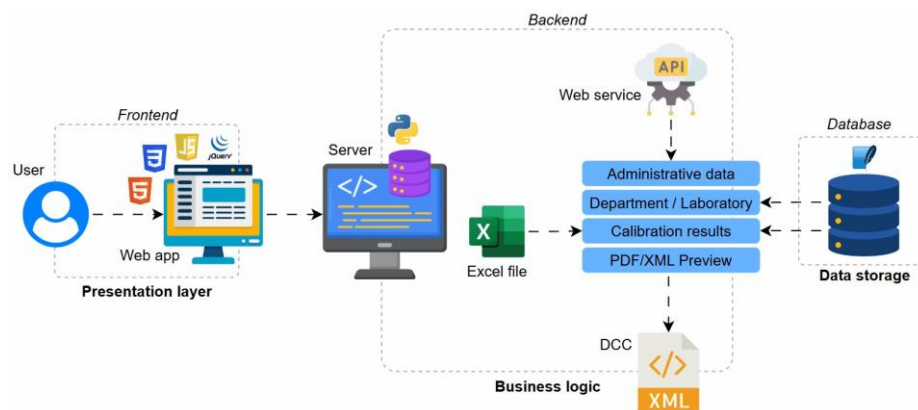
- Led by Temperature & Humidity Laboratory.
- Technical collaboration with Office of Information Technology and Technological Development (OIDT).
- Exploratory institutional interest from other technical laboratories.

Nature of the system:

Analytical and preparatory prototype — not yet an operational production system.

[www.inm.gov.co](http://www.inm.gov.co)

## Functional Architecture of the INM DCC Prototype



[www.inm.gov.co](http://www.inm.gov.co)

- 1. Presentation Layer (Web Application)**
  - User authentication and controlled access.
  - Entry of administrative and calibration data.
  - Upload of structured calibration input (Excel template).
  - PDF/XML preview before final generation.
- 2. Application & Business Logic Layer**
  - Python-based processing engine.
  - Data validation and structural checks.
  - PTB-aligned XML schema generation.
  - Internal API-style architecture.
- 3. Persistence Layer**
  - Relational database structure.
  - Laboratory–service configuration.
  - Historical certificate registry.

---

[www.inm.gov.co](http://www.inm.gov.co)

### Deployment:

- Linux server environment.
- Accessible within secure institutional network.

### Core Architectural Principle:

Clear separation of Presentation – Processing – Persistence.

---

[www.inm.gov.co](http://www.inm.gov.co)

# Data Flow and Interoperability Logic

## Database interactions:

- Controlled read/write operations.
- Traceable storage of generated certificates

## Interoperability Enablers:

- Structured XML schema.
- Machine-readable calibration results.
- Future API integration potential.

---

[www.inm.gov.co](http://www.inm.gov.co)

# Strategic Impact

## Institutional Impact:

- Reinforces digital traceability under ISO/IEC 17025.
- Strengthens structured data governance.
- Enhances institutional digital readiness.

## Technical Impact:

- Reduces transcription risks.
- Improves structural consistency.
- Enables future automated data exchange.

---

[www.inm.gov.co](http://www.inm.gov.co)

**Regional Projection:**

- Contributes to digital metrology capacity in Latin America.
- Positions INM as an active participant in DCC implementation dialogue.

**Key Message:**

The prototype acts as a structured transition mechanism toward digital quality infrastructure.

---

[www.inm.gov.co](http://www.inm.gov.co)

## Lessons Learned

- Early IT–metrology collaboration is essential.
- Data structure standardization is more complex than format conversion.
- Institutional alignment improves technical robustness.
- Prototype approach reduces implementation risk.

---

[www.inm.gov.co](http://www.inm.gov.co)

## Future Perspectives

- Gradual extension to additional laboratories.
- Strengthening XML validation processes.
- Exploring secure external interoperability.
- Evaluating pathway from prototype to institutional deployment.

---

[www.inm.gov.co](http://www.inm.gov.co)

## Conclusion

Digital Calibration Certificates represent:

- A structural transformation in calibration data management.
- An opportunity to modernize metrological infrastructure.
- A strategic step toward scalable digital quality systems.

INM's approach:

Structured, cautious, and aligned with international digital metrology developments.

---

[www.inm.gov.co](http://www.inm.gov.co)

## Thank You & Q&A

Thank you for your attention.

Questions and discussion.

---

[www.inm.gov.co](http://www.inm.gov.co)

[Back to Table of Contents above](#)

## 035 Aldo Adrián García González: Digitization of laboratories for the automation of measurement processes by implementing DCC

Presenting author: Aldo Adrian García González [1]

Email: [algarcia@cenam.mx](mailto:algarcia@cenam.mx)

Additional authors:

Itzel Dominguez Mendoza [1], [idingu@cenam.mx](mailto:idingu@cenam.mx),

José Hugo Arellano Pérez [1], [josehugoarellanoperez@gmail.com](mailto:josehugoarellanoperez@gmail.com)

Institution:

[1] Centro Nacional de Metrología: Physics Sound and Vibration, Carretera a los Cues, Km 4.5, El Marqués, Querétaro.

Keywords: DCC, Automation, Interoperability, Integration, Digitalization, Laboratory, API.

### Abstract

The digitization of calibration laboratories is emerging as a transformative approach to modernizing measurement processes and strengthening the reliability of metrological infrastructures. This work focuses on the implementation of Digital Calibration Certificates (DCC) to automate and streamline the generation, management, and dissemination of calibration results. By moving beyond traditional paper or PDF certificates, DCCs enable laboratories to ensure interoperability, enhance data integrity, and reinforce traceability across the calibration chain.

The proposed implementation begins with the digitalization of existing calibration certificates, applying best practices to guarantee consistency and accuracy. In parallel, new design proposals for certificates in the field of physical metrology—specifically vibration measurements—are introduced. These designs are tailored to meet the needs of laboratories working with alternating acceleration standards and transfer standards, two critical areas where precision and reliability are paramount. The initiative integrates administrative information and measurement results into a centralized database, which is accessed through a web application developed to automatically generate DCCs. This architecture not only reduces manual intervention but also ensures that data flows seamlessly from acquisition to certification.

The case studies presented highlight the role of the primary laboratory for alternating acceleration and the transfer standards laboratory. In both contexts, the adoption of DCCs demonstrates how digital solutions can unify operational processes, reduce redundancy, and provide transparent access to calibration data. The web application serves as a bridge between laboratory operations and end users, offering certificates that are machine-readable, verifiable, and compatible with international standards. This interoperability is essential for laboratories seeking to align with global initiatives in digital metrology and to participate in broader ecosystems of trust.

The benefits of this approach are multifold. Interoperability ensures that certificates can be integrated into diverse digital environments, while data reliability minimizes the risk of human error and strengthens confidence in calibration outcomes. Traceability is enhanced by embedding structured data directly into the certificates, thereby reinforcing the integrity of the calibration chain. Ultimately, the implementation of DCCs illustrates how digital transformation can elevate laboratory practices, providing a scalable model that can be replicated across other domains of physical metrology.

This work underscores the importance of adopting digital infrastructures in calibration laboratories, positioning DCCs as a cornerstone for future developments in measurement science.

By demonstrating practical applications and tangible benefits, it invites laboratories and stakeholders to embrace digitalization as a pathway toward more efficient, transparent, and globally connected metrological systems.

[Back to Table of Contents above](#)

## [Presentation #035 of Aldo Adrián García González](#)



 Gobierno de México | 

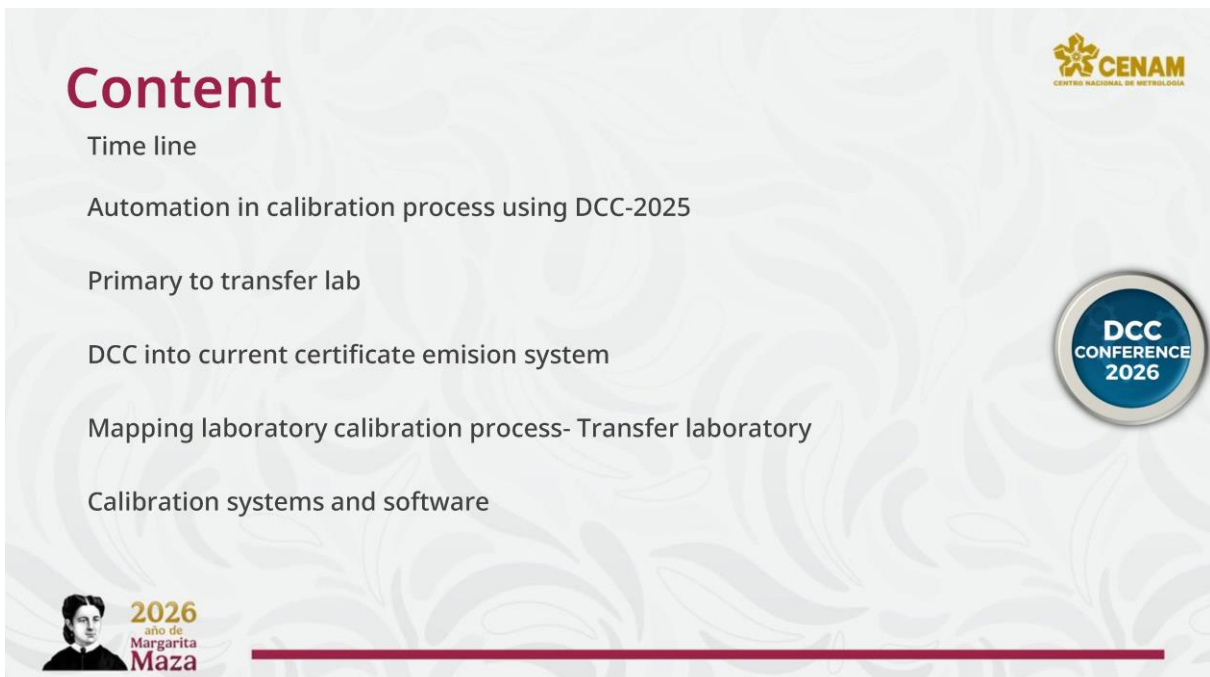
# Digitization of laboratories for the automation of measurement processes by implementing DCC

Speaker <Aldo Adrián García González>

Developers<Itzel Dominguez Mendoza, José Hugo Arellano Pérez, Aldo Adrián García González >










## Content

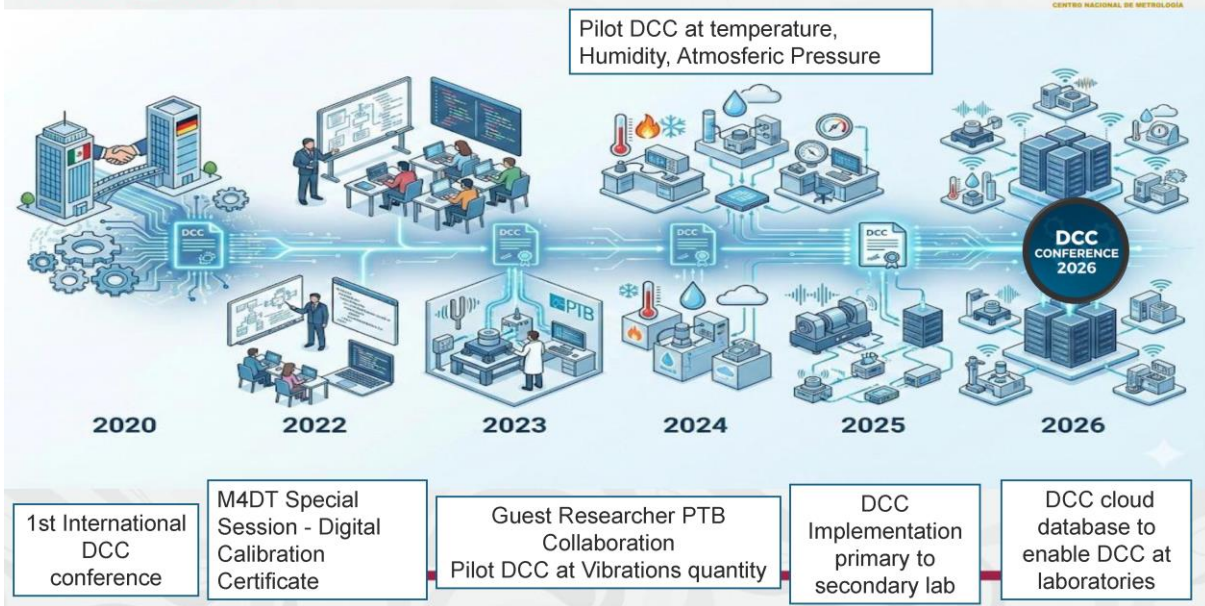
- Time line
- Automation in calibration process using DCC-2025
- Primary to transfer lab
- DCC into current certificate emission system
- Mapping laboratory calibration process- Transfer laboratory
- Calibration systems and software



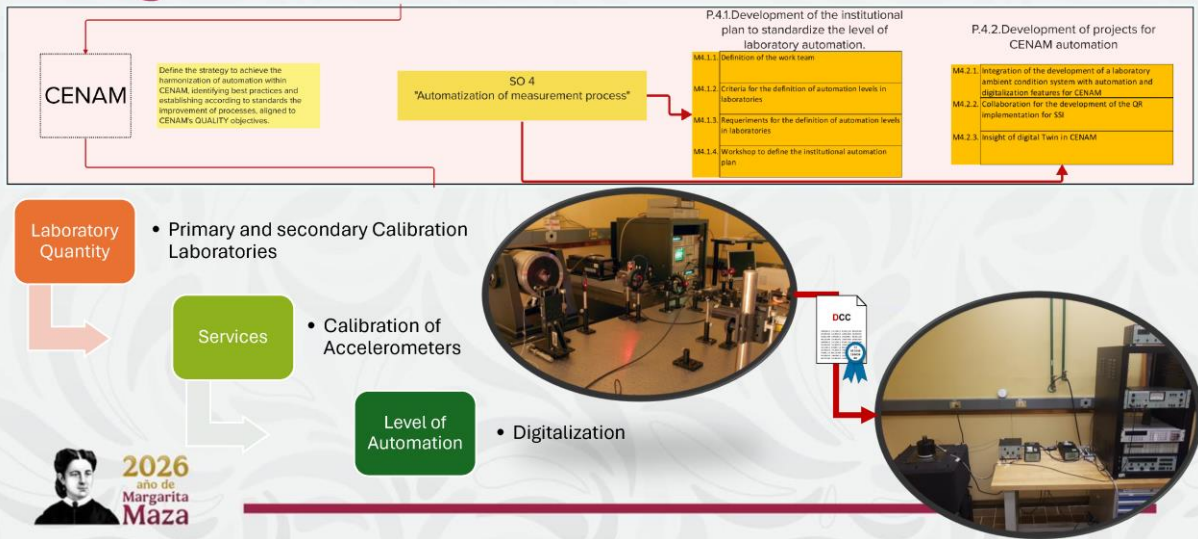




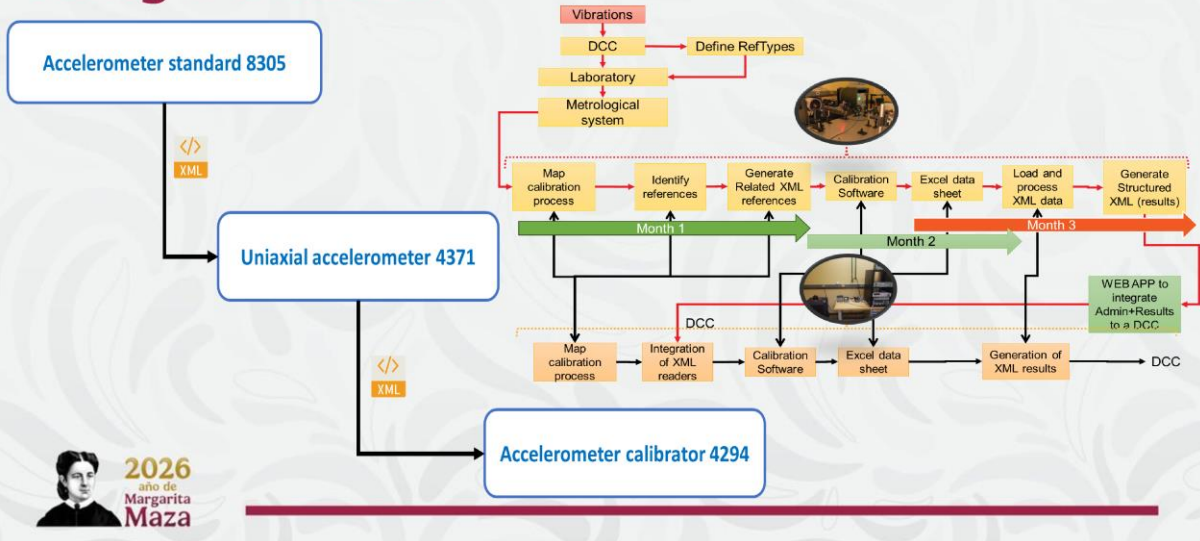
# Time line



# Automation in calibration process using DCC-2025



# Automation in calibration process using DCC-2025



2026  
año de  
Margarita  
Maza

# Primary to transfer lab

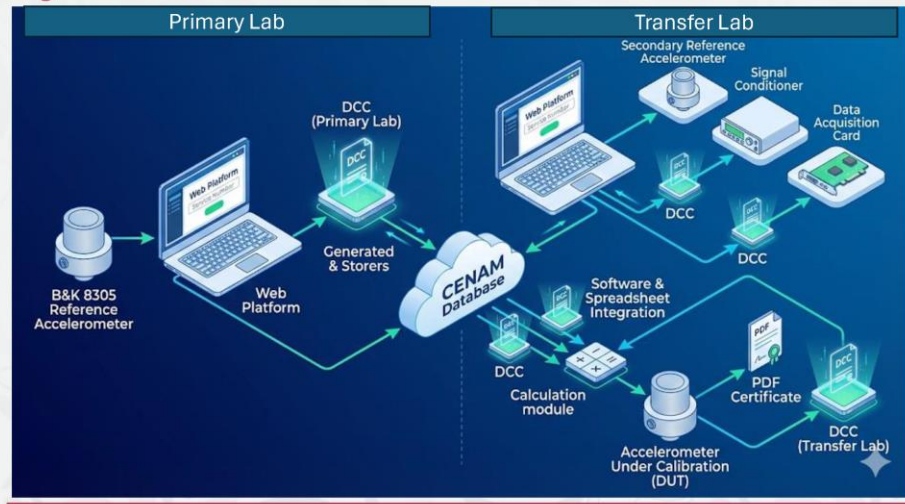


Frec	H 2022	H 2018	BF 0°	BF 180°	Med 0°	Med 90°	Med 180°	Med 270°	Med 1	P result	Desv	Frec	mV/(m/s <sup>2</sup> )	U	U/(mV/(m/s <sup>2</sup> ))
3	0.130	0.12998	0.12998	0.12998					0.1294	0.12941	-0.23%	12.5	0.12941	0.6	0.001
6.3	0.130	0.12996	0.12996	0.12996					0.1284	0.12846	-0.21%	16	0.12946	0.6	0.001
8	0.130	0.12991	0.12991	0.12991					0.12849	0.12850	-0.19%	20	0.12948	0.3	0.000
10	0.130	0.12988	0.12988	0.12988					0.12852	0.12851	-0.17%	25	0.12951	0.3	0.000
12.5	0.12970	0.12942	0.12939	0.12939	0.12971	0.12974	0.12964	0.12973	0.12956	0.12948	-0.21%	40	0.12950	0.3	0.000
16	0.12973	0.12942	0.12940	0.12940	0.12963	0.12961	0.12954	0.12960	0.12949	0.12950	-0.19%	50	0.12950	0.3	0.000
20	0.12975	0.12940	0.12938	0.12938	0.12963	0.12961	0.12954	0.12960	0.12949	0.12948	-0.18%	63	0.12948	0.3	0.000
25	0.12977	0.12939	0.12937	0.12937	0.12962	0.12960	0.12953	0.12959	0.12948	0.12948	-0.17%	80	0.12948	0.3	0.000
31.5	0.12974	0.12940	0.12938	0.12938	0.12963	0.12961	0.12954	0.12960	0.12949	0.12948	-0.18%	100	0.12948	0.3	0.000
40	0.12970	0.12939	0.12937	0.12937	0.12962	0.12960	0.12953	0.12959	0.12948	0.12948	-0.17%	125	0.12949	0.3	0.000
50	0.12968	0.12938	0.12936	0.12936	0.12963	0.12961	0.12954	0.12960	0.12949	0.12948	-0.18%	160	0.12948	0.3	0.000
63	0.12971	0.12937	0.12935	0.12935	0.12962	0.12960	0.12953	0.12959	0.12948	0.12948	-0.17%	200	0.12951	0.3	0.000
80	0.12970	0.12936	0.12934	0.12934	0.12963	0.12961	0.12954	0.12960	0.12949	0.12948	-0.18%	250	0.12955	0.3	0.000
100	0.12971	0.12935	0.12933	0.12933	0.12962	0.12960	0.12953	0.12959	0.12948	0.12948	-0.17%	315	0.12956	0.3	0.000
125	0.12966	0.12934	0.12932	0.12932	0.12963	0.12961	0.12954	0.12960	0.12949	0.12948	-0.18%	400	0.12959	0.3	0.000
160	0.12970	0.12933	0.12931	0.12931	0.12962	0.12960	0.12953	0.12959	0.12948	0.12948	-0.17%	500	0.12966	0.3	0.000
200	0.12964	0.12932	0.12930	0.12930	0.12963	0.12961	0.12954	0.12960	0.12949	0.12948	-0.18%	630	0.12969	0.3	0.000
250	0.12969	0.12931	0.12929	0.12929	0.12962	0.12960	0.12953	0.12959	0.12948	0.12948	-0.17%	800	0.12975	0.3	0.000
315	0.12969	0.12930	0.12928	0.12928	0.12963	0.12961	0.12954	0.12960	0.12949	0.12948	-0.18%	1000	0.12983	0.3	0.000
400	0.12970	0.12929	0.12927	0.12927	0.12962	0.12960	0.12953	0.12959	0.12948	0.12948	-0.17%	1250	0.12991	0.3	0.000
500	0.12973	0.12928	0.12926	0.12926	0.12963	0.12961	0.12954	0.12960	0.12949	0.12948	-0.18%	1600	0.13007	0.3	0.000
630	0.12977	0.12927	0.12925	0.12925	0.12962	0.12960	0.12953	0.12959	0.12948	0.12948	-0.17%	2000	0.13014	0.3	0.000
800	0.12982	0.12926	0.12924	0.12924	0.12963	0.12961	0.12954	0.12960	0.12949	0.12948	-0.18%	2500	0.13020	0.3	0.000
1000	0.12987	0.12925	0.12923	0.12923	0.12962	0.12960	0.12953	0.12959	0.12948	0.12948	-0.17%	3150	0.13027	0.6	0.001
1250	0.12992	0.12924	0.12922	0.12922	0.12963	0.12961	0.12954	0.12960	0.12949	0.12948	-0.18%	4000	0.13191	0.6	0.001
1500	0.13002	0.12923	0.12921	0.12921	0.12962	0.12960	0.12953	0.12959	0.12948	0.12948	-0.17%	5000	0.13307	0.6	0.001
2000	0.13020	0.12922	0.12920	0.12920	0.12963	0.12961	0.12954	0.12960	0.12949	0.12948	-0.18%	6300	0.13464	1.8	0.002
2500	0.13059	0.12921	0.12919	0.12919	0.12962	0.12960	0.12953	0.12959	0.12948	0.12948	-0.17%	8000	0.13847	2.1	0.003
3150	0.13111	0.12920	0.12918	0.12918	0.12963	0.12961	0.12954	0.12960	0.12949	0.12948	-0.18%	10000	0.14319	2.1	0.003
4000	0.13187	0.12919	0.12917	0.12917	0.12962	0.12960	0.12953	0.12959	0.12948	0.12948	-0.17%				
5000	0.13298	0.12918	0.12916	0.12916	0.12963	0.12961	0.12954	0.12960	0.12949	0.12948	-0.18%				
6300	0.13468	0.12917	0.12915	0.12915	0.12962	0.12960	0.12953	0.12959	0.12948	0.12948	-0.17%				
8000	0.13847	0.12916	0.12914	0.12914	0.12963	0.12961	0.12954	0.12960	0.12949	0.12948	-0.18%				
10000	0.14261	0.12915	0.12913	0.12913	0.12962	0.12960	0.12953	0.12959	0.12948	0.12948	-0.17%				

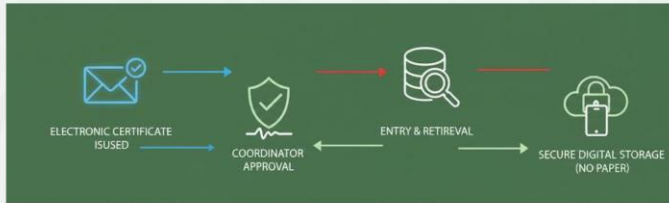


2026  
año de  
Margarita  
Maza

# DCC into current certificate emission system



# DCC into current certificate emission system



DCC Schema Emisión de certificados Configuración

Versión del esquema: 3.1.2

Número de servicio:

Servicios agregados:

No. Servicio	Descripción
260006	Calibración de acondicionadores. Incertidumbre: 0.1%. Intervalo: mismas que historial. Método: medición directa.

Datos administrativos Resultados de medición Archivo Versión del esquema

coreData items calibrationLaboratory respPersons customer statements

respPersons

No. Empleado	Nombre	CAT	Rol
N0807	Juan Pablo Ayala Breaña	N0807-680-21-1253566	Responsable
N0351	Arturo Ruiz Rueda	N0351-235-21-1253568	Aprobador



# DCC into current certificate emission system



Datos administrativos   Resultados de medición   Archivo   Versión del esquema

Source

XML

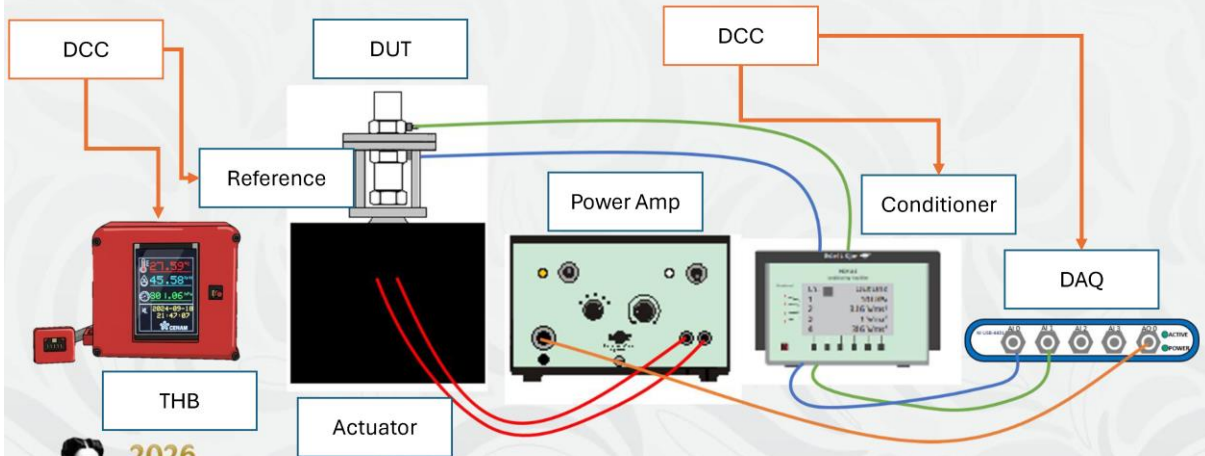
Choose File   No file chosen

Cargar

- 📄 dccEncriptado\_242617.xml
- 📄 dccLlave\_242617.txt
- 📄 dccFinal\_242617.xml
- 📄 dccResultsUsr\_242617.xml
- 📄 HojaServicio54431\_255221.pdf
- 📄 Prog255221.pdf
- 📄 Completo135872.pdf
- 📄 ListaVerificacion135872.pdf
- 📄 vp135872.pdf
- 📄 Calculos135872.xlsx
- 📄 Cert135872.pdf



# Mapping laboratory calibration process- Transfer laboratory



# Calibration systems and software



Instrument	Calibration certificate	Brand/Model
Accelerometer Standard	CENAM—Primary Alternating Acceleration Laboratory.	B&K/XXXX
DAQ	CENAM-Secondary Alternating Acceleration Laboratory.	NI-USB/XXXX
Signal conditioner	CENAM-Secondary Alternating Acceleration Laboratory.	B&K/XXXX
THB	CENAM-Thermometry and Pressure Laboratory	CENAM DEVELOPMENT

Software/Version/Name	Process description	Producer
LabVIEW/14/Accelerometer calibrator calibration program	Input: Measurement readings Process: Corrections, adjustments, inclusion of environmental conditions Output: Data in table processed in LVM format for Excel	CENAM/XXXX
Excel/W10/CA Spreadsheet	Input: Data in LVM measurement format, CC reference information, environmental conditions.Process: Data loading, environmental conditions, uncertainty calculation, voltage corrections, graphs, etc.Output: Results sheet to transfer to WORD.	CENAM/XXXX
WORD/W10/CNM-XXX-XXX-2023	Input: Excel dataProcess: document formatting, inclusion of results and graphsOutput: Certificate without cover page in PDF format	CENAM/XXXX



# Findings & Future Work



Implement at CENAM level



Transfer the knowledge to other NMI´s and users



Integrate a complex sensor network to measure different quantities inside a laboratory



Integrate AI to enable new aplitacions using Machine Learning





**Thank you for your attention.**  
**Sound and Vibration Informatics**

Gobierno de México | CENAM

2026  
año de  
Margarita  
Maza

"Hertzi"

[Back to Table of Contents above](#)

Day 3 2026-02-26 Thursday  
Parallel Session “DCC Production II”  
Session Chair: Thomas Krahl

036 Julian Haller:  
Expert Report DKD-E 7-3 on how to use the DCC  
schema for weighing instruments - content and first  
months of experience

Presenting author: Julian Haller

Email: [julian.haller@sartorius.com](mailto:julian.haller@sartorius.com)

Additional authors: Nil

Institution:

[1] Sartorius Lab Instruments GmbH & Co. KG, Otto-Brenner-Strasse 20, Goettingen, 37079,  
Germany

Keywords: DKD, NAWI, Weighing Instruments

## Abstract

In March 2025, the DKD published the expert report “DKD-E 7-3: Instructions on how to use the DCC schema to create a digital calibration certificate for non-automatic weighing instruments” [1]. Within this document several recommendations are given how DCCs for weighing instruments should be created in a harmonized way to achieve interoperability and vendor-independent compatibility.

In detail, the expert report contains some general remarks, guidance on structuring the information in the DCC schema, particular application rules for weighing instruments in DCCs, a list of applicable refType identifiers, guidance on reading information from a DCC for weighing instruments as well as three example DCCs.

In this presentation, the content of the expert report will be presented in detail and how interoperability is intended to be achieved through the content.

Sartorius issues respective DCCs in several countries under several accreditations since more than 6 months. Therefore, in addition, experiences will be shared from the Sartorius implementation, as well as perception and acceptance by customers and accreditation bodies.

References:

[1] Expert report DKD-E 7-3: Instructions on how to use the DCC schema to create a digital calibration certificate for non-automatic weighing instruments, Edition 03/2025, Physikalisch- Technische Bundesanstalt, Braunschweig and Berlin. DOI: 10.7795/550.20250325

[Back to Table of Contents above](#)

## [Presentation #036 of Julian Haller](#)



## Expert Report DKD-E 7-3 on how to use the DCC schema for weighing instruments - content and first months of experience

Dr. Julian Haller, Sartorius Lab Instruments GmbH & Co. KG, 27.02.2024

Expert Report DKD-E 7-3 on how to use the DCC schema for weighing instruments - content and first months of experience

### DKD Working Group „DCC NAWIs“

- D. Knopf (PTB)
- S. Hackel (PTB)
- K. Fritsch (Mettler-Toledo)
- M. Häfner (Häfner)
- P. Straubinger (Bizerba)
- S. Osang (Minebea, DKD-FA)
- M. Turino (Kern)
- Z. Zelenka (BEV, EURAMET TC-M)
- J. Haller (Sartorius)

#### Goals:

- Define conventions concerning structure, identification and use cases
- Final target: A guide that, if followed, ensures that any import algorithm can read in a DCC issued by any lab.
- Everything based on PTB's DCC schema!

Expert Report DKD-E 7-3 on how to use the DCC schema for weighing instruments - content and first months of experience

## DKD Working Group „DCC NAWIs“

Timeline:

- Kickoff meeting 03/2022
- First draft 06/2024
- Final publication 03/2025

Challenges:

- Parallel development of general conventions/rules
- NO interpretation of the calibration guide
- Clarification what is really needed in a machine-readable (or -identifiable) way

2

Expert Report DKD-E 7-3 on how to use the DCC schema for weighing instruments - content and first months of experience

## Content of the expert report DKD-E 7-3

0	Editorial Note	6
1	Background	6
2	DCC - General remarks	7
2.1	Structure	7
2.2	Attributes	7
2.3	Namespaces	7
2.4	Notation	7
2.5	Multi-language support	7
2.6	Basic rules in the DCC	8
2.7	D-SI indications in the DCC	8
3	Using the DCC elements for calibrations of NAWIs	11
3.1	Administrative part (dcc:administrativeData and child elements)	11
3.2	Measurement results and measurement conditions (dcc:measurementResults and child elements)	16
4	Application rules for NAWIs in DCCs	25
4.1	Good practice for reporting results of several calibrations (e.g. as found/as left)	25
4.2	Denoting repair and adjustment status in DCCs for NAWIs	26
4.3	Instruments with several (partial) measuring ranges	28
5	List of refType identifiers for calibrations of NAWIs	34
5.1	Scope	34
5.2	Introduction	34
5.3	Alphabetical list of identifiers	35
6	Guidance on reading information from a DCC for a NAWI	53
6.1	Date of calibration	53
6.2	Issuing date of the calibration certificate	53
6.3	Standard deviations of all repeatability measurements	53
6.4	List of ranges (nominal ranges, calibrated ranges, test loads)	54
7	Bibliography	56
8	Revision history	56
	Appendix A Example of a digital calibration certificate for a single range balance with two measurements (before/after adjustment)	57
	Appendix B Example of a digital calibration certificate for a multiple range balance	58
	Appendix C Example of a digital calibration certificate for a multi-interval balance consisting of two identifiable parts (indicator and platform)	59

### Editorial Note:

Chapters 1 and 2 of this expert report were taken from an equivalent expert report concerning DCCs for weights and mass [1] and were only adapted to NAWIs, where applicable.

These two chapters concern rather general topics about DCCs and it is to be expected that their content will be published in another overarching expert report [2] in the future.

When this overarching expert report is available, the content of these two chapters will be significantly reduced accordingly in upcoming revisions of this report and this editorial note will be omitted.

4

Expert Report DKD-E 7-3 on how to use the DCC schema for weighing instruments - content and first months of experience

## Content of the expert report DKD-E 7-3

0	Editorial Note	6
1	Background	6
2	DCC - General remarks	7
2.1	Structure	7
2.2	Attributes	7
2.3	Namespaces	7
2.4	Notation	7
2.5	Multi-language support	7
2.6	Basic rules in the DCC	8
2.7	D-SI indications in the DCC	8
3	Using the DCC elements for calibrations of NAWIs	11
3.1	Administrative part (dcc:administrativeData and child elements)	11
3.2	Measurement results and measurement conditions (dcc:measurementResults and child elements)	16
4	Application rules for NAWIs in DCCs	25
4.1	Good practice for reporting results of several calibrations (e.g. as found/as left)	25
4.2	Denoting repair and adjustment status in DCCs for NAWIs	26
4.3	Instruments with several (partial) measuring ranges	28
5	List of refType identifiers for calibrations of NAWIs	34
5.1	Scope	34
5.2	Introduction	34
5.3	Alphabetical list of identifiers	35
6	Guidance on reading information from a DCC for a NAWI	53
6.1	Date of calibration	53
6.2	Issuing date of the calibration certificate	53
6.3	Standard deviations of all repeatability measurements	53
6.4	List of ranges (nominal ranges, calibrated ranges, test loads)	54
7	Bibliography	56
8	Revision history	56
Appendix A Example of a digital calibration certificate for a single range balance with two measurements (before/after adjustment)		57
Appendix B Example of a digital calibration certificate for a multiple range balance		58
Appendix C Example of a digital calibration certificate for a multi-interval balance consisting of two identifiable parts (indicator and platform)		59

Using the DCC elements for calibrations of NAWIs:

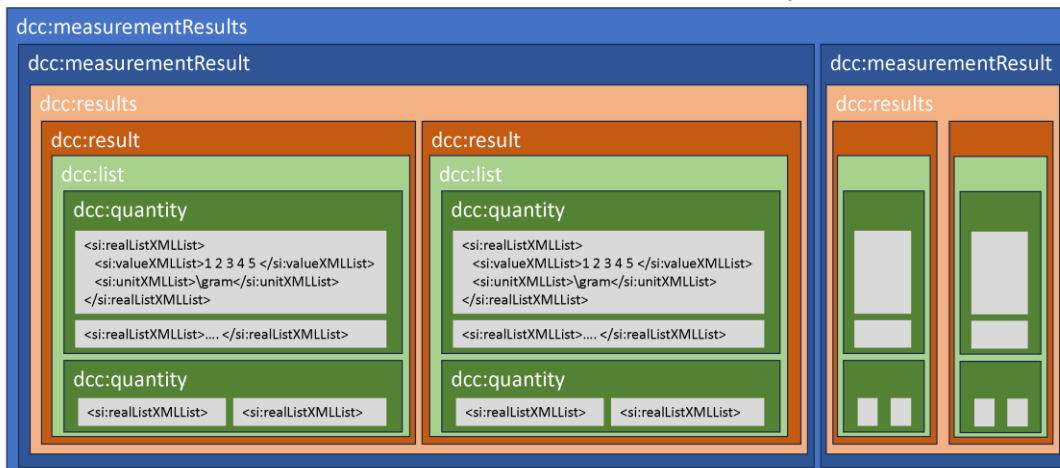
*Where do I find particular information?*

5

Expert Report DKD-E 7-3 on how to use the DCC schema for weighing instruments - content and first months of experience

## Content of the expert report DKD-E 7-3

Given structure of the DCC schema: > 5 „nested“, hierarchical layers for results:



6



Expert Report DKD-E 7-3 on how to use the DCC schema for weighing instruments - content and first months of experience

## Content of the expert report DKD-E 7-3

0	Editorial Note	6
1	Background	6
2	DCC - General remarks	7
2.1	Structure	7
2.2	Attributes	7
2.3	Namespaces	7
2.4	Notation	7
2.5	Multi-language support	7
2.6	Basic rules in the DCC	8
2.7	D-SI indications in the DCC	8
3	Using the DCC elements for calibrations of NAWIs	11
3.1	Administrative part (dcc:administrativeData and child elements)	11
3.2	Measurement results and measurement conditions (dcc:measurementResults and child elements)	16
4	Application rules for NAWIs in DCCs	25
4.1	Good practice for reporting results of several calibrations (e.g. as found/as left)	25
4.2	Denoting repair and adjustment status in DCCs for NAWIs	26
4.3	Instruments with several (partial) measuring ranges	28
5	List of refType identifiers for calibrations of NAWIs	34
5.1	Scope	34
5.2	Introduction	34
5.3	Alphabetical list of identifiers	35
6	Guidance on reading information from a DCC for a NAWI	53
6.1	Date of calibration	53
6.2	Issuing date of the calibration certificate	53
6.3	Standard deviations of all repeatability measurements	53
6.4	List of ranges (nominal ranges, calibrated ranges, test loads)	54
7	Bibliography	56
8	Revision history	56
Appendix A Example of a digital calibration certificate for a single range balance with two measurements (before/after adjustment)		57
Appendix B Example of a digital calibration certificate for a multiple range balance		58
Appendix C Example of a digital calibration certificate for a multi-interval balance consisting of two identifiable parts (indicator and platform)		59

List of refType identifiers for calibrations of NAWIs:

*How do I find particular information?*

9

Expert Report DKD-E 7-3 on how to use the DCC schema for weighing instruments - content and first months of experience

## Content of the expert report DKD-E 7-3

### Measurement results | Measurement uncertainties

Repeatability		Eccentricity	
Test load (nominal): 100 g		Test load (nominal): 100 g	
1	100.0001 g	Center	99.9999 g
2	99.9999 g	Front left	100.0002 g
3	100.0002 g	Back left	99.9997 g
4	99.9999 g	Back right	100.0000 g
5	99.9998 g	Front right	99.9999 g

```
<dcc:result refType="NAWI_repeatabilityMeasurement">
  <dcc:name>
    <dcc:content>Repeatability</dcc:content>
  </dcc:name>
  <dcc:data>
    <dcc:quantity>
      <si:realListXMLList>
        <si:valueXMLList>0.100001 0.099999 0.100002 0.099999 0.999998</si:valueXMLList>
        <si:unitXMLList>kilogram</si:unitXMLList>
      </si:realListXMLList>
    </dcc:quantity>
  </dcc:data>
</dcc:result>
<dcc:result refType="NAWI_eccentricityMeasurement">
  <dcc:name>
    <dcc:content>Eccentricity</dcc:content>
  </dcc:name>
  <dcc:data>
    <dcc:quantity>
      <si:realListXMLList>
        <si:valueXMLList>0.099999 0.100002 0.99997 0.100000 0.99999</si:valueXMLList>
        <si:unitXMLList>kilogram</si:unitXMLList>
      </si:realListXMLList>
    </dcc:quantity>
  </dcc:data>
</dcc:result>
```

**Full Interoperability**  
(Search for refType="NAWI\_repeatabilityMeasurement" will work for every issuer that follows this convention)

Needed: Proper definition/reference for each refType:

#### 5.3.21 repeatabilityMeasurement

Definition note - Deutsch: Messung der Wiederholpräzision

Definition note - English: Measurement of the measurement repeatability

Element	Element in Terms	Beschreibung deutsch	Beschreibung englisch
PREFIX:	Broader Term	NAWI	NAWI
Quelle:	Historic note	EURAMET Calibration Guide No. 13 Version 4.0 (11/2015) S.1	EURAMET Calibration Guide No. 13 Version 4.0 (11/2015) S.1
HINWEIS:	Scope note	Für mehr Informationen zur Verwendung siehe Beispiele	for more information on use see Example note
ELEMENT:	Related Term	dcc:result	dcc:result
BEISPIEL:	Example note	<pre>&lt;dcc:result refType="NAWI_repeatabilityMeasurement"&gt;   &lt;dcc:name&gt;     &lt;dcc:content lang="en"&gt;repeatability measurement&lt;/dcc:content&gt;   &lt;/dcc:name&gt;   &lt;dcc:data&gt;     &lt;!-- content omitted for clarity --&gt;   &lt;/dcc:data&gt; &lt;/dcc:result&gt;</pre>	

Expert Report DKD-E 7-3 on how to use the DCC schema for weighing instruments - content and first months of experience

## Content of the expert report DKD-E 7-3

0	Editorial Note	6
1	Background	6
2	DCC - General remarks	7
2.1	Structure	7
2.2	Attributes	7
2.3	Namespaces	7
2.4	Notation	7
2.5	Multi-language support	7
2.6	Basic rules in the DCC	8
2.7	D-SI indications in the DCC	8
3	Using the DCC elements for calibrations of NAWIs	11
3.1	Administrative part (dcc:administrativeData and child elements)	11
3.2	Measurement results and measurement conditions (dcc:measurementResults and child elements)	16
4	Application rules for NAWIs in DCCs	25
4.1	Good practice for reporting results of several calibrations (e.g. as found/as left)	25
4.2	Denoting repair and adjustment status in DCCs for NAWIs	26
4.3	Instruments with several (partial) measuring ranges	28
5	List of refType identifiers for calibrations of NAWIs	34
5.1	Scope	34
5.2	Introduction	34
5.3	Alphabetical list of identifiers	35
6	Guidance on reading information from a DCC for a NAWI	53
6.1	Date of calibration	53
6.2	Issuing date of the calibration certificate	53
6.3	Standard deviations of all repeatability measurements	53
6.4	List of ranges (nominal ranges, calibrated ranges, test loads)	54
7	Bibliography	56
8	Revision history	56
Appendix A Example of a digital calibration certificate for a single range balance with two measurements (before/after adjustment)		57
Appendix B Example of a digital calibration certificate for a multiple range balance		58
Appendix C Example of a digital calibration certificate for a multi-interval balance consisting of two identifiable parts (indicator and platform)		59

Guidance on reading information from a DCC for a NAWI:

*e.g. date of calibration:*

### 6.1 Date of calibration

This is a single entry in the format YYYY-MM-DD in the DCC.

Procedure:

1. Go to dcc:endPerformanceDate
2. Output value

XSLT example:

```
<xsl:value-of select="//dcc:endPerformanceDate"/>
```

11

Expert Report DKD-E 7-3 on how to use the DCC schema for weighing instruments - content and first months of experience

## Content of the expert report DKD-E 7-3

0	Editorial Note	6
1	Background	6
2	DCC - General remarks	7
2.1	Structure	7
2.2	Attributes	7
2.3	Namespaces	7
2.4	Notation	7
2.5	Multi-language support	7
2.6	Basic rules in the DCC	8
2.7	D-SI indications in the DCC	8
3	Using the DCC elements for calibrations of NAWIs	11
3.1	Administrative part (dcc:administrativeData and child elements)	11
3.2	Measurement results and measurement conditions (dcc:measurementResults and child elements)	16
4	Application rules for NAWIs in DCCs	25
4.1	Good practice for reporting results of several calibrations (e.g. as found/as left)	25
4.2	Denoting repair and adjustment status in DCCs for NAWIs	26
4.3	Instruments with several (partial) measuring ranges	28
5	List of refType identifiers for calibrations of NAWIs	34
5.1	Scope	34
5.2	Introduction	34
5.3	Alphabetical list of identifiers	35
6	Guidance on reading information from a DCC for a NAWI	53
6.1	Date of calibration	53
6.2	Issuing date of the calibration certificate	53
6.3	Standard deviations of all repeatability measurements	53
6.4	List of ranges (nominal ranges, calibrated ranges, test loads)	54
7	Bibliography	56
8	Revision history	56
Appendix A Example of a digital calibration certificate for a single range balance with two measurements (before/after adjustment)		57
Appendix B Example of a digital calibration certificate for a multiple range balance		58
Appendix C Example of a digital calibration certificate for a multi-interval balance consisting of two identifiable parts (indicator and platform)		59

Three example DCCs:

### Appendix A Example of a digital calibration certificate for a single range balance with two measurements (before/after adjustment)

The example matches the example given in Annex H1 of EURAMET cg-18, concerning the instrument and the results (Option 1 for both measurements).

Maximum capacity Max=220 g  
Scale interval  $d=0.1$  mg

*Note:* According to the example in H1.2/B, the measurements of repeatability and eccentricity have not been performed after adjustment and are thus not denoted in the second dcc:measurementResult block.

### Appendix B Example of a digital calibration certificate for a multiple range balance

### Appendix C Example of a digital calibration certificate for a multi-interval balance consisting of two identifiable parts (indicator and platform)

12

Expert Report DKD-E 7-3 on how to use the DCC schema for weighing instruments - content and first months of experience

## First months of experience

- Since 07/2025, Sartorius issues DCCs (as attachment to the PDF) in ~15 countries
- >30 000 DCCs issued so far
- 5 audits successfully passed since then
- Hardly any customer interest yet
- Applications for DCCs urgently needed to foster the distribution of DCCs!



13


Expert Report DKD-E 7-3 on how to use the DCC schema for weighing instruments - content and first months of experience

## Outlook

- Revision of the expert report will start soon in order to
  - adapt schema changes
  - adapt cross-sectional conventions
  - add missing parts (“uncertainty in use”, “minimum weight”)
  - correct small mistakes
  - include international partners to include international views and increase international acceptance
    - Interest has been expressed from CN, CO, TH, GM and UA – if other countries (NMIs) are interested to participate, please contact me!

14

# Thank you.



Scan or click on QR Code for the DKD Expert report:

<p>Dr. Julian Haller Sartorius Lab Instruments GmbH &amp; Co. KG Teamlead Applied &amp; Legal Metrology Phone +49 551 308 4523 Mobile +49 175 2109435 julian.haller@sartorius.com</p>	<p>Connect with me on LinkedIn:</p> 	
---	---	--

[Back to Table of Contents above](#)

## 037 Michael Melzer: Recommendations for DCCs for the ISO 376 calibration of uniaxial force measuring devices

Presenting author: Michael Melzer [1]

Email:

[michael.melzer@bam.de](mailto:michael.melzer@bam.de)

Additional authors:

- Moritz Jordan [2], [moritz.jordan@ptb.de](mailto:moritz.jordan@ptb.de)
- Dirk Röske [2], [dirk.roeske@ptb.de](mailto:dirk.roeske@ptb.de)
- Shanna Schönhals [2], [shanna.schoenhals@ptb.de](mailto:shanna.schoenhals@ptb.de)

Institute:

[1] Bundesanstalt für Materialforschung und -prüfung (BAM), Unter den Eichen 87, 12205 Berlin

[2] Physikalisch-Technische Bundesanstalt (PTB), Bundesallee 100, Braunschweig, 38116, Germany

Keywords: Force calibration, Digital metrology, DCC good practice, Mechanical quantities

### Abstract

ISO 376 is a globally established calibration standard for uniaxial force transducers. It regulates the handling, measuring procedure, raw data processing, calibration function determination as well as the assessment of measurement uncertainty and item classification. The DCC task group of the DKD's technical committees for force, acceleration and acoustics and for torque defined good practice rules for DCCs in the scope of ISO 376 [1] to enable interoperable certificates in force metrology. This talk introduces a specific DCC realization for a 1,000 kN tensile force transducer, highlighting several advanced features that are hardly covered by other model implementations so far, i.e. multiple measurement series with varying loading sequences and mounting positions, embedded balancing functions and coefficients, solitary relative measurement uncertainties and load-specific item classifications. Many of those aspects are also relevant for DCCs from other metrological communities, that may adopt the approaches that are recently harmonized for the quantity of force.




Figure 1. Deep dive into DCC for an ISO 376 calibration covering aspects like multiple measurement series, results from processed measurement data, calibration functions, and classification

Reference:

- [1] S. Schönhals, M. Jordan, M. Melzer, D. Röske (2025): Ideas for the transition from paper-based force and torque calibration certificates to machine-readable XML data, Measurement: Sensors 38, 101334; DOI: 10.1016/j.measen.2024.101334

[Back to Table of Contents above](#)

## [Presentation #037 of Michael Melzer](#)



February 26<sup>th</sup> 2026

# Recommendations for DCCs for the ISO 376 calibration of uniaxial force measuring devices

Michael Melzer<sup>1</sup>, Moritz Jordan<sup>2</sup>, Dirk Röske<sup>2</sup>, Shanna Schönhals<sup>2</sup>


<sup>1</sup>Bundesanstalt für Materialforschung und -prüfung (BAM)  
<sup>2</sup>Physikalisch-Technische Bundesanstalt (PTB)

6th International DCC Conference

[www.bam.de](http://www.bam.de)

1

**Our mission:  
safety in technology and chemistry**



DCC for ISO 376 – Force transducers

2

## The BAM Calibration Lab - CMCs


DAKKS – accreditation D-K-11075-08



- **Force quantity:** uniaxial force transducers  
ISO 376 and DKD-R 3-3  
**Range:** 10 N to 5 MN (compressive: up to 21 MN possible)  
**BMC:** down to 0.01 % / class 0.5 or 00

- **Temperature quantity:** resistance thermometers, thermocouples and simulation (DKD-R 5-1, 5-3 and 5-5)  
**Temperature range:** -50 °C to 160 °C  
**BMC:** down to 30 mK

- **Electrical quantities:** DCU, DCI, DCR, charge voltage ratio (full-, half- and quarterbridges)  
**BMC:** DCU 1 µV, DCR 4 ppm, DCI 0,8 nA, U/U 0,03 µV/V
- **Total staff: 3, about 200 certificates p.a.** (99% accredited)



Calibration of electrical quantities (left), force transducer in the 5 MN force calibration machine (right)


- Establishment of DCCs in the scope of accreditation
- Pilot lab for eAttestations
- Contributing to DCC good practice definitions (via DKD)

Feb 26<sup>th</sup> 2026 <https://rrr.bam.de/RRR/Navigation/EN/Calibration-Laboratory/calibration-lab.html>

3

## Content

1. Scope of the ISO 376 standard
2. Calibration facilities and items
3. Peculiarities of calibration certificates according to ISO 376
4. Realization of requirements in a DCC



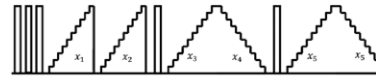
Feb 26<sup>th</sup> 2026 DCC for ISO 376 – Force transducers

4

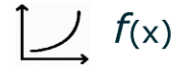
## ISO 376:2011 Scope



- **Process of calibration**
- **Evaluation of measured data**
- **How to obtain the calibration function**
- **Determination of measurement uncertainty**
- **Classifications**



$$c = \left| \frac{i_{300} - i_{30}}{X_N} \right| \times 100$$



$$u^2 = \frac{1}{|\bar{X}_r|} \times \sqrt{\frac{1}{6} \times \sum_{i=1,3,5} (x_i - \bar{X}_r)^2}$$

Klasse	b	b'	f <sub>c</sub>	f <sub>0</sub>	v	c	%
00	0,05	0,025	± 0,025	± 0,012	0,07	0,025	± 0,01
0,5	0,10	0,05	± 0,05	± 0,025	0,15	0,05	± 0,02
1	0,20	0,10	± 0,10	± 0,050	0,30	0,10	± 0,05
2	0,40	0,20	± 0,20	± 0,10	0,50	0,20	± 0,10

## ISO 376:2011 Calibration facilities and items



- **Compressive or tensile loading**
- **Acquisition of electrical signal (typically mV/V)**
- **Single transducer or measurement chain**



## ISO 376:2011 Calibration certificate



Bundesanstalt für Materialforschung und -prüfung (BAM)  
Fachbereich 8.1 Sensorik, mess- und prüftechnische Verfahren  
Unter den Eichen 87 12205 Berlin  
T: +49 30 8104 - 1919  
F: +49 30 8104 - 1917  
www.bam.de



### Kalibrierschein / Calibration Certificate

erstellt durch das Kalibrierlaboratorium  
issued by the calibration laboratory

Mitglied im / a member of the  
**Deutschen Kalibrierdienst**



Kalibrierzeichen  
Calibration mark

2000
D-K-
11075-08-00
2023-08

**Gegenstand**  
Object  
Zug-Kraftaufnehmer  
1 MN

**Hersteller**  
Manufacturer  
interface

Dieser Kalibrierschein dokumentiert die metrologische Rückführbarkeit auf nationale Normale zur Darstellung der Einheiten in Übereinstimmung mit dem Internationalen Einheitensystem (SI).  
Die DAKKS ist Unterzeichner der multilateralen

Feb 26<sup>th</sup> 2026 DCC for ISO 376 – Force transducers

7a

### Peculiarities

In general:

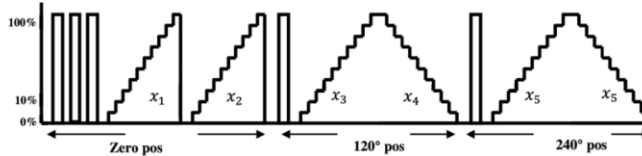
- Well structured
  - High similarity of certificates
- High in content
  - Typically 5-8 pages (for one loading direction)
- 4 subroutines possible (case A-D)

## ISO 376:2011 Calibration certificate



Tabelle 1: Messergebnisse  
Table 1: Results

Kraft in kN force	Messreihen <i>measuring runs</i>					
	Unveränderte Einbaustellung <i>Unchanged mounting position</i>		Veränderte Einbaustellung <i>Rotated mounting position</i>			
	1 (0°)	2 (0°)	3 (120°)	4 (120°)	5 (240°)	6 (240°)
20	0,04866	0,04866	0,04862	0,04868	0,04863	0,04873
50	0,12160	0,12160	0,12156	0,12173	0,12171	0,12193
100	0,24336	0,24337	0,24340	0,24377	0,24371	0,24412
200	0,48753	0,48753	0,48751	0,48821	0,48808	0,48880
300	0,73286	0,73286	0,73275	0,73390	0,73357	0,73473
400	0,97959	0,97981	0,97942	0,98067	0,98039	0,98165
500	1,22651	1,22649	1,22624	1,22748	1,22732	1,22853
600	1,47346	1,47347	1,47316	1,47420	1,47433	1,47538
700	1,72051	1,72050	1,72012	1,72089	1,72137	1,72216
800	1,96758	1,96758	1,96715	1,96749	1,96846	1,96888
900	2,21465	2,21462	2,21422	2,21425	2,21558	2,21565
1000	2,46170	2,46175	2,46134	2,46134	2,46275	2,46275
0	-0,00016	-0,00012	-0,00006	-0,00007	-0,00007	-0,00007



Feb 26<sup>th</sup> 2026 DCC for ISO 376 – Force transducers

7b

### Peculiarities

- Multiple series of measurement
  - Increasing and decreasing loads
  - Varying mounting positions

## ISO 376:2011 Calibration certificate



**Tabelle 2: Arithmetische Mittelwerte, rel. Wiederholpräzision, rel. erweiterte Vergleichspräzision, rel. Umkehrspanne, rel. Interpolationsabweichung**

Table 2: Average values, rel. repeatability error, rel. reproducibility error, rel. reversibility error, rel. interpolation error

Kraft in force kN	Messreihen 1 und 2 measuring runs Einbaustellung 0° Unchanged mounting position 0°		Messreihen 1, 3, 5 measuring runs Einbaustellungen 0°, 120°, 240° Rotated positions 0°, 120°, 240°			Wert Xa nach Ausgleichskurve in value Xa calculated (fitted curve) mV/V	rel. Interpolationsabweichung rel. interpolation error f <sub>i</sub> (%)
	arithm. Mittelwert in average value mV/V	rel. Wiederholpräzision* rel. repeatability error b (%)	arithm. Mittelwert in average value mV/V	rel. erweiterte Vergleichspräzision* rel. reproducibility error b (%)	rel. Umkehrspanne rel. reversibility error v (%)		
	20	0,04866	0,000	0,04864	0,082		
50	0,12180	0,000	0,12162	0,123	0,160	0,12156	0,051
100	0,24337	0,004	0,24349	0,144	0,160	0,24342	0,028
200	0,48753	0,000	0,48771	0,117	0,146	0,48796	-0,051
300	0,73288	0,000	0,73306	0,112	0,158	0,73342	-0,048
400	0,97960	0,002	0,97980	0,096	0,128	0,97961	0,020
500	1,22650	0,002	1,22669	0,096	0,100	1,22635	0,028
600	1,47347	0,001	1,47365	0,079	0,071	1,47345	0,013
700	1,72051	0,001	1,72067	0,073	0,045	1,72073	-0,003
800	1,96757	0,001	1,96772	0,067	0,019	1,96796	-0,013
900	2,21484	0,001	2,21482	0,061	0,002	2,21504	-0,010
1000	2,46173	0,002	2,46193	0,057		2,46170	0,009

Feb 26<sup>th</sup> 2026 DCC for ISO 376 – Force transducers

7c

## ISO 376:2011 Calibration certificate



**Tabelle 4: Klassifizierungen nach DIN EN ISO 376 Fall D mit Umkehrspanne. Erweiterte relative Messunsicherheit der Kalibrierung (zu- und abnehmende Kräfte)**

Table 4: Classification according to DIN EN ISO 376 case D with reversibility. Relative expanded uncertainty of calibration (increasing forces and increasing/decreasing forces).

Kraftstufe force level	eingestuft in Geräteklasse von Kraftstufe bis Kalibrierhöchstkraft class from the force level up to maximum calibration force	erweiterte relative Messunsicherheit (%) für expanded uncertainty of calibration (%) for	
		zunehmende Kräfte increasing forces	zu/abnehmende Kräfte in/decreasing forces
20 kN	2	1,09	1,11
50 kN	1	0,45	0,49
100 kN	1	0,24	0,31
200 kN	1	0,14	0,22
300 kN	1	0,11	0,21
400 kN	0,5	0,087	0,18
500 kN	0,5	0,077	0,14
600 kN	0,5	0,070	0,11
700 kN	0,5	0,065	0,084
800 kN	0,5	0,062	0,066
900 kN	0,5	0,059	0,059
1000 kN	0,5	0,057	0,057

Klasse	b	b'	f <sub>c</sub>	f <sub>0</sub>	v	c	%
00	0,05	0,025	±0,025	±0,012	0,07	0,025	±0,01
0,5	0,10	0,05	±0,05	±0,025	0,15	0,05	±0,02
1	0,20	0,10	±0,10	±0,050	0,30	0,10	±0,05
2	0,40	0,20	±0,20	±0,10	0,50	0,20	±0,10

Feb 26<sup>th</sup> 2026 DCC for ISO 376 – Force transducers

7d

### Peculiarities

- Multiple series of measurement
  - Increasing and decreasing loads
  - Varying mounting positions
- Various processed data

### Peculiarities

- Multiple series of measurement
  - Increasing and decreasing loads
  - Varying mounting positions
- Various processed data
- Classifications
  - Based on 7 criteria
- Relative uncertainties
  - For in-/decreasing forces

# ISO 376:2011 Calibration certificate



## Gleichung für die Interpolation Equation of the interpolation

Anhand der Messergebnisse wurden für die Mittelwerte (unterschiedliche Einbaustellungen) die Koeffizienten der folgenden Funktionen durch Ausgleichsrechnung bestimmt. Die Werte  $X_s$  nach Ausgleichskurve, Tabelle 2, sind die mit der Funktion  $X_s = a F + b F^2 + c F^3$  berechneten Werte.

According to the results listed above, the parameters of the following functions were calculated from averaged values (rotated positions) using the least squares method. The values  $X_s$ , calculated, table 2, have been obtained using the best fit function  $X_s = a F + b F^2 + c F^3$ .

Kraft  $F$  [kN] in Anzeige  $X_s$  [mV/V] umrechnen  
force  $F$  [kN] into indication  $X_s$  [mV/V]

$$X_s = a F + b F^2 + c F^3$$

$a = 2,428048E-3$   
 $b = 6,495637E-8$   
 $c = -3,130240E-11$

Anzeige  $X$  [mV/V] in Kraft  $F$  [kN] umrechnen  
indication  $X$  [mV/V] into force  $F$  [kN]

$$F = a' X + b' X^2 + c' X^3$$

$a' = 4,117998E+2$   
 $b' = -4,385429E+0$   
 $c' = 8,614265E-1$

## How to represent this data in a DCC?



Joint DCC working group  
for force and torque  
of DKD-TCs 3 and 10

### DCC good practice

## Peculiarities

- Multiple series of measurement
  - Increasing and decreasing loads
  - Varying mounting positions
- Various processed data
- Classifications
  - Based on 7 criteria
- Relative uncertainties
  - For in-/decreasing forces
- Balancing functions
  - Coefficients

# DCC: ISO 376:2011 Measured data



**Tabelle 1: Messergebnisse**  
Table 1: Results

Kraft in kN force	Messreihen		
	Unveränderte Einbaustellung Unchanged mounting position		
	1 (0°)	2 (0°)	3 (120°)
20	0,04866	0,04866	0,04862
50	0,12160	0,12160	0,12156
100	0,24336	0,24337	0,24340
200	0,48753	0,48753	0,48751
300	0,73286	0,73286	0,73275
400	0,97959	0,97961	0,97942
500	1,22651	1,22649	1,22624
600	1,47346	1,47347	1,47316
700	1,72051	1,72050	1,72012
800	1,96756	1,96758	1,96715
900	2,21465	2,21462	2,21422
1000	2,46170	2,46175	2,46134
0	-0,00016	-0,00012	-0,00006

The screenshot displays XML data for force measurements. It includes elements for 'basic\_referenceValue', 'basic\_indicationValue' (for both increasing and decreasing forces), and 'force\_mountingPosition'. The mounting positions are specified as 0, 120, and 240 degrees. The data is organized into six measurement series.

## DCC: ISO 376:2011

### Measured data



**Tabelle 1: Messergebnisse**  
Table 1: Results

Kraft in kN force	Messreihen <i>measuring runs</i>					
	Unveränderte Einbaustellung <i>Unchanged mounting position</i>		Veränderte Einbaustellung <i>Rotated mounting position</i>			
	1 (0°)	2 (0°)	3 (120°)	4 (120°)	5 (240°)	6 (240°)
20	0,04866	0,04866	0,04862	0,04868	0,04863	0,04873
50	0,12160	0,12160	0,12156	0,12173	0,12171	0,12193
100	0,24336	0,24337	0,24340	0,24377	0,24371	0,24412
200	0,48753	0,48753	0,48751	0,48821	0,48808	0,48880
300	0,73286	0,73286	0,73275	0,73390	0,73357	0,73473
400	0,97959	0,97961	0,97942	0,98067	0,98039	0,98165
500	1,22651	1,22649	1,22624	1,22748	1,22732	1,22853
600	1,47346	1,47347	1,47316	1,47420	1,47433	1,47538
700	1,72051	1,72050	1,72012	1,72089	1,72137	1,72216
800	1,96756	1,96758	1,96715	1,96749	1,96846	1,96888
900	2,21465	2,21462	2,21422	2,21425	2,21558	2,21565
1000	2,46170	2,46175	2,46134		2,46275	
0	-0,00016	-0,00012	-0,00006		-0,00007	

## DCC: ISO 376:2011

### Measured data



```

<dcc:result refType="force_results">
  <dcc:name>
    <dcc:data>
      <doc:list refType="basic_IndexTable">
        <doc:quantity refType="basic_referenceValue basic_tableIndex0" id="referenceValue">
          <doc:name>
            <si:realListXMLList>
              <si:valueXMLList>0 20 50 100 200 300 400 500 600 700 800 900 1000 0</si:valueXMLList>
              <si:unitXMLList>kiloNewton</si:unitXMLList>
            </si:realListXMLList>
          </doc:quantity>
          <doc:quantity id="measurementSeries1" refType="basic_indicationValue force_increasing force_zeroReduced">
            <doc:quantity id="measurementSeries2" refType="basic_indicationValue force_increasing force_zeroReduced">
              <doc:quantity id="measurementSeries3" refType="basic_indicationValue force_increasing force_zeroReduced">
                <doc:quantity id="measurementSeries4" refType="basic_indicationValue force_decreasing force_zeroReduced">
                  <doc:quantity id="measurementSeries5" refType="basic_indicationValue force_increasing force_zeroReduced">
                    <doc:quantity id="measurementSeries6" refType="basic_indicationValue force_decreasing force_zeroReduced">
                      <doc:name>
                        <doc:content lang="de">Messreihe 6</doc:content>
                        <doc:content lang="en">Measurement series 6</doc:content>
                      </doc:name>
                      <si:realListXMLList>
                        <si:valueXMLList>-0.00007 0.04873 0.12193 0.24412 0.48880 0.73473 0.98165 1.22853 1.47538 1.72216 1.96888 2.21565 NaN NaN</si:valueXMLList>
                        <si:unitXMLList>milliVolt</si:unitXMLList>
                      </si:realListXMLList>
                      <doc:measurementMetadata>
                        <doc:metadata>
                          <doc:quantity refType="force_mountingPosition">
                            <doc:name>
                              <doc:content lang="de">Einbaustellung</doc:content>
                              <doc:content lang="en">Mounting position</doc:content>
                            </doc:name>
                            <si:real>
                              <si:value>240</si:value>
                              <si:unit>degree</si:unit>
                            </si:real>
                          </doc:quantity>
                        </doc:metadata>
                      </doc:measurementMetadata>
                    </doc:quantity>
                  </doc:quantity>
                </doc:quantity>
              </doc:quantity>
            </doc:quantity>
          </doc:quantity>
        </doc:list>
      </doc:data>
    </doc:name>
  </doc:result>

```

**"NaN":**  
**not a number**  
(available since DCC-Schema v3.3.0)

## DCC: ISO 376:2011

### Processed data, classifications and uncertainties



**Tabelle 2: Arithmetische Mittelwerte, rel. Wiederholpräzision, rel. erweiterte Vergleichspräzision, rel. Umkehrspanne, rel. Interpolationsabweichung**

Table 2: Average values, rel. repeatability error, rel. reproducibility error, rel. reversibility error, rel. interpolation error

Kraft in force kN	Messreihen 1 und 2 measuring runs Einbaustellung 0° Unchanged mounting position		Messreihen 1, 3, 5 measuring runs Einbaustellungen 0°, 120°, 240° Rotated positions 0°, 120°, 240°			Wert Xa nach Ausgleichs- kurve in value Xa calculated (fitted curve) mV/V	rel. Interpolations- abweichung rel. interpolation error f <sub>i</sub> (%)
	arithm. Mittelwert in average value mV/V	rel. Wiederhol- präzision* rel. repeatability error r (%)	arithm. Mittelwert in average value mV/V	rel. erwei- terte Vergleichs- präzision* rel. reproducibility error b (%)	rel. Umkehr- spanne rel. reversibility error s (%)		
20	0.04866	0.000	0.04864	0.082	0.165	0.04859	0.103
50	0.12160	0.000	0.12162	0.123	0.160	0.12156	0.051
100	0.24337	0.004	0.24349	0.144	0.160	0.24342	0.028
200	0.48753	0.000	0.48771	0.117	0.146	0.48796	-0.051
300	0.73286	0.000	0.73306	0.112	0.159	0.73342	-0.048
400	0.97960	0.002	0.97990	0.099	0.128	0.97961	0.020
500	1.22850	0.002	1.22869	0.088	0.100	1.22835	0.028
600	1.47347	0.001	1.47365	0.079	0.071	1.47345	0.013
700	1.72051	0.001	1.72067	0.073	0.045	1.72073	-0.003
800	1.96757	0.001	1.96772	0.067	0.019	1.96798	-0.013
900	2.21484	0.001	2.21482	0.081	0.002	2.21504	-0.010
1000	2.46173	0.002	2.46193	0.057		2.46170	0.009

**Tabelle 4: Klassifizierungen nach DIN EN ISO 376 Fall D mit Umkehrspanne. Erweiterte relative Messunsicherheit der Kalibrierung (zu- und abnehmende Kräfte)**

Table 4: Classification according to DIN EN ISO 376 case D with reversibility. Relative expanded uncertainty of calibration (increasing forces and increasing/decreasing forces)

Kraftstufe force level	eingestuft in Geräteklasse von Kraftstufe bis Kalibrierhöchstkraft class from the force level up to maximum calibration force	erweiterte relative Messunsicherheit (%) für expanded uncertainty of calibration (%) for	
		zunehmende Kräfte increasing forces	zu/abnehmende Kräfte increasing/decreasing forces
20 kN	2	1.09	1.11
50 kN	1	0.45	0.49
100 kN	1	0.24	0.31
200 kN	1	0.14	0.22
300 kN	1	0.11	0.21
400 kN	0.5	0.087	0.18
600 kN	0.5	0.077	0.14
800 kN	0.5	0.070	0.11
700 kN	0.5	0.065	0.084
800 kN	0.5	0.062	0.086
900 kN	0.5	0.059	0.059
1000 kN	0.5	0.057	0.057

- All data (columns) have the same reference as the measured data (loaded force)
  - Can be merged in the same <dcc:list>-element (table) in a DCC

Feb 26<sup>th</sup> 2026

DCC for ISO 376 – Force transducers

9a

## DCC: ISO 376:2011

### Processed data, classifications and uncertainties



```

<dcc:result refType="force_results">
  <dcc:name>
    <dcc:data>
      <dcc:list refType="basic_IndexTable">
        <dcc:quantity refType="basic_referenceValue basic_tableIndex0" id="referenceValue">
          <dcc:quantity id="measurementSeries1" refType="basic_indicationValue force increasing force zeroReduced">
            <dcc:quantity id="measurementSeries2" refType="basic_indicationValue force increasing force zeroReduced">
              <dcc:quantity id="measurementSeries3" refType="basic_indicationValue force increasing force zeroReduced">
                <dcc:quantity id="measurementSeries4" refType="basic_indicationValue force decreasing force zeroReduced">
                  <dcc:quantity id="measurementSeries5" refType="basic_indicationValue force increasing force zeroReduced">
                    <dcc:quantity id="measurementSeries6" refType="basic_indicationValue force decreasing force zeroReduced">
                      <dcc:quantity refId="measurementSeries1 measurementSeries2" refType="math_arithmeticMean force withoutRotation">
                        <dcc:quantity refId="measurementSeries1 measurementSeries2" refType="force_relativeRepeatabilityError">
                          <dcc:quantity refId="measurementSeries1 measurementSeries3 measurementSeries5" refType="math_arithmeticMean force withRotation">
                            <dcc:quantity refId="measurementSeries1 measurementSeries3 measurementSeries5" refType="force_relativeRepeatabilityError">
                              <dcc:name>
                                <dcc:content lang="de">rel. Vergleichspräzision</dcc:content>
                                <dcc:content lang="en">rel. reproducibility error</dcc:content>
                              </dcc:name>
                              <si:realListXMLList>
                                <si:valueXMLList>NaN 0.082 0.123 0.144 0.017 0.012 0.099 0.088 0.079 0.073 0.067 0.061 0.057 NaN</si:valueXMLList>
                                <si:unitXMLList>\percent</si:unitXMLList>
                              </si:realListXMLList>
                            </dcc:quantity>
                            <dcc:quantity refId="measurementSeries3 measurementSeries4 measurementSeries5 measurementSeries6" refType="force_relativeReversibilityError">
                              <dcc:quantity refId="balancingFunction" refType="force_balancedMean force caseC force increasing">
                                <dcc:quantity refId="balancingFunction" refType="force_balancedMean force caseD force increasing force decreasing">
                                  <dcc:quantity refType="force_relativeInterpolationError">
                                    <dcc:quantity refType="force_classification force caseD">
                                      <dcc:usedMethods>
                                        <dcc:measurementMetaData>
                                      </dcc:measurementMetaData>
                                    </dcc:quantity>
                                  </dcc:list>
                                </dcc:data>
                              </dcc:result>

```

Feb 26<sup>th</sup> 2026


DCC for ISO 376 – Force transducers

9b





# DKD Expert Report for force DCC (ISO 376) (final editing)



## Content

- Description of the data structure with XML-snippets
  - Definitions of refTypes → TemaTres
  - XML templates (minimal and NMI)
    - Good Practice
  - Open access (English language)
  - Hosted by DKD
- [www.ptb.de/cms/en/metrological-services/dkd/publications.html](http://www.ptb.de/cms/en/metrological-services/dkd/publications.html)
- Harmonization for enhanced interoperability and robust IT developments

Feb 26<sup>th</sup> 2026 DCC for ISO 376 – Force transducers

11

## Acknowledgements and contact

### BAM Calibration Lab

Michael Fischer

### DCC-core team

Muhammed-Ali Demir

Benedikt Seeger



### German Calibration Service (DKD)

#### DCC-WG for force and torque

Torsten Hahn, Shan Lin, Co-authors

#### DCC-WG for overarching issues




**Kontakt:**  
Digitale Zertifikate  
(DCC & DRMCs)

**Dr. Michael Melzer**  
Leiter des Kalibrierlabors an der BAM  
Telefon +49 3081043632  
Michael.Melzer@bam.de

Feb 26<sup>th</sup> 2026 DCC for ISO 376 – Force transducers

12



[Back to Table of Contents above](#)

## 038 Erkan Danaci: From Fragmented Practices to Harmonized and Interoperable Models: Designing Common Templates for Measurement Results in Digital Calibration Certificates

Presenting author: Erkan Danaci [1]

E-mail address: [erkan.danaci@tubitak.gov.tr](mailto:erkan.danaci@tubitak.gov.tr)

Additional authors: Ömer Türkan [1] [omer.turkan@tubitak.gov.tr](mailto:omer.turkan@tubitak.gov.tr), H. K. Kepecioglu [1],  
A. K. Dogan [1], A. Çetinkaya [2]

Institute:

[1] TUBITAK UME RF and Microwave Laboratory, Gebze/Kocaeli, 41470, Türkiye

[2] Department of Computer Engineering, Faculty of Engineering and Natural Sciences,  
İskenderun Technical University, İskenderun/Hatay, 31200, Türkiye

Keywords: Digital Calibration Certificate (DCC), Harmonized Data Models, XML-Based Data Models, Interoperability, Digitalization in Metrology

### Abstract

The transition from conventional calibration certificates to Digital Calibration Certificates (DCC) requires more than digital document formats; it demands harmonized data models that ensure machine-readability, interoperability, and long-term scalability across laboratories and digital quality infrastructures. While international initiatives led by PTB and EURAMET have established reference DCC schemas and validation mechanisms, significant variability in laboratory specific data structures continues to impede systematic adoption and standardization of DCC.

This study presents a template-driven approach for structuring measurement results as a foundational layer between laboratory practices and emerging international DCC standards. Building upon TS EN ISO/IEC 17025:2017 requirements, National Metrology Institute of Germany (PTB)'s XML-based DCC schemas, and FAIR data principles, common templates were designed to unify the representation of administrative information, measurement conditions, results, uncertainties, and contextual metadata across diverse laboratory domains.

The proposed measurement result templates were developed through an analysis of existing miscellaneous calibration certificates carried out by various laboratories within a national metrology institute, followed by the definition of a shared semantic and structural model aligned with European DCC initiatives. The framework enables the systematic transformation of heterogeneous laboratory data into harmonized digital representations, supporting both human-readable certificates and machine-actionable DCC outputs. Interoperability was evaluated by validating generated DCC instances against international reference models, demonstrating compatibility with current DCC schema specifications.

The results indicate that common templates constitute a critical layer between laboratory specific practices and emerging international standards. By reducing structural variability, enhancing semantic consistency, and enabling automated data exchange, the proposed approach contributes to the harmonization of digital calibration practices and supports the evolution from good practice to standardization within digital quality infrastructures. The study provides practical insights for national metrology institutes and calibration laboratories aiming to align their DCC implementations with international frameworks and future standardization efforts.

[Back to Table of Contents above](#)

## Presentation #038 of Erkan Danaci

### **From Fragmented Practices to Harmonized and Interoperable Models: Designing Common Templates for Measurement Results in Digital Calibration Certificates**

*E. Danaci<sup>1</sup>, Ö. Türkan<sup>1</sup>, H. K. Kepecioglu<sup>1</sup>, A. K. Dogan<sup>1</sup>, A. Cetinkaya<sup>1,2</sup>*

<sup>1</sup> TUBITAK UME RF and Microwave Laboratory, Gebze/Kocaeli, 41470, Türkiye

<sup>2</sup> Department of Computer Engineering, Faculty of Engineering and Natural Sciences, İskenderun Technical University, İskenderun/Hatay, 31200, Türkiye

Presented by Dr. Erkan DANACI

**TÜBİTAK UME**

Digitalization Working Group

**6<sup>th</sup> DCC Conference**

**February 26, 2026**



## Contents

- ISO/IEC 17025 Context
- Structure of the Calibration Certificate
- Obtaining the ADD, CON and COM data
- RoM Complexity and Cross-Domain Variability
- Transferring the Inputs to DCC (DC3 Software)
- RoM Transferring Rules to DCC
- Advantages of DC3 Software
- Conclusion

# ISO/IEC 17025 Context for Certification

- EN ISO / IEC 17025 Standard Sections related to calibration certificates
  - 7.8 Reporting of results
  - 7.8.4 Specific requirements for calibration certificates



BS EN ISO/IEC 17025:2017  
Incorporating corrigenda March and June 2018

**BSI Standards Publication**

**General requirements for the competence of testing and calibration laboratories**

**7.8 Reporting of results**

**7.8.1 General**

7.8.1.1 The results shall be reviewed and authorized

7.8.1.2 The results shall be provided accurately, and a report (e.g. a test report or a calibration certificate) information agreed with the customer and necessary information required by the method used. All issued reports shall be available to the customer.

NOTE 1 For the purposes of this document, test reports as test certificates and calibration reports, respectively.

NOTE 2 Reports can be issued as hard copies or by electronic means.

7.8.1.3 When agreed with the customer, the test report information listed in 7.8.2 to 7.8.7 that is not reported shall be indicated.

**7.8.2 Common requirements for reports (test certificates and calibration certificates)**

7.8.2.1 Each report shall include at least the following information:

- a title (e.g. "Test Report", "Calibration Certificate");
- the name and address of the laboratory;
- the location of performance of the laboratory activity or at sites away from the laboratory's premises;
- unique identification that all its components are clearly identifiable;
- the name and contact information of the customer.

**7.8.4 Specific requirements for calibration certificates**

7.8.4.1 In addition to the requirements listed in 7.8.2, calibration certificates shall include the following:

- a) the measurement uncertainty of the measurement result presented in the same unit as that of the measurand or in a term relative to the measurand (e.g. percent);
- b) the conditions (e.g. environmental) under which the calibrations were made that have an influence on the measurement results;
- c) a statement identifying how the measurements are metrologically traceable (see Annex A);
- d) the results before and after any adjustment or repair, if available;
- e) where relevant, a statement of conformity with requirements or specifications (see 7.8.6);
- f) where appropriate, opinions and interpretations (see 7.8.7).

7.8.4.2 Where the laboratory is responsible for the sampling activity, calibration certificates shall meet the requirements listed in 7.8.5 where necessary for the interpretation of calibration results.

7.8.4.3 A calibration certificate or calibration label shall not contain any recommendation on the calibration interval, except where this has been agreed with the customer.

## Structure of the Calibration Certificate

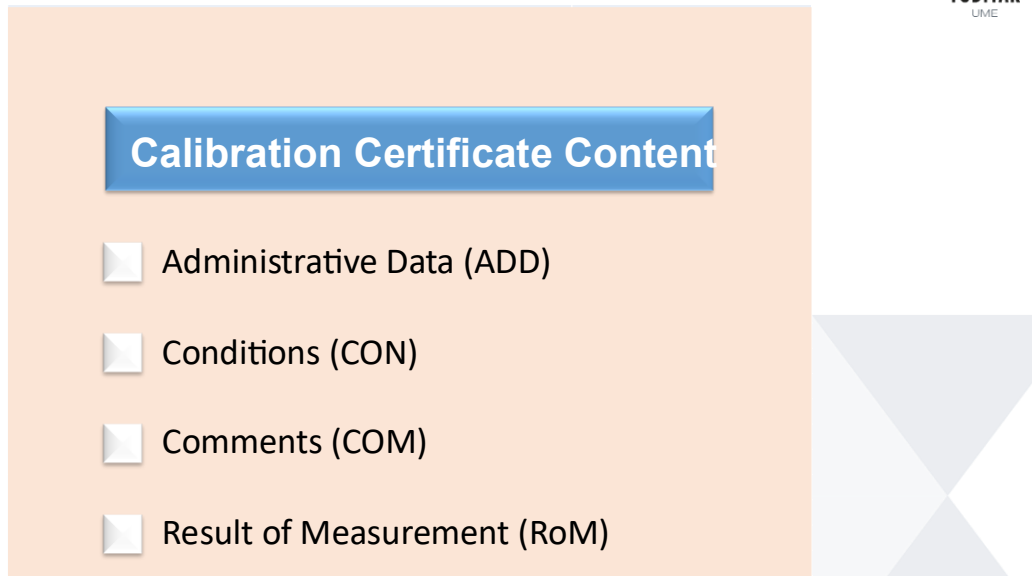
- Administrative Data - ADD
- Conditions - CON
- Result of Measurement - RoM
- Comments - COM

The image shows a detailed calibration certificate form from TÜBİTAK ULUSAL METROLOJİ ENSTİTÜSÜ. Red boxes highlight specific sections:
 

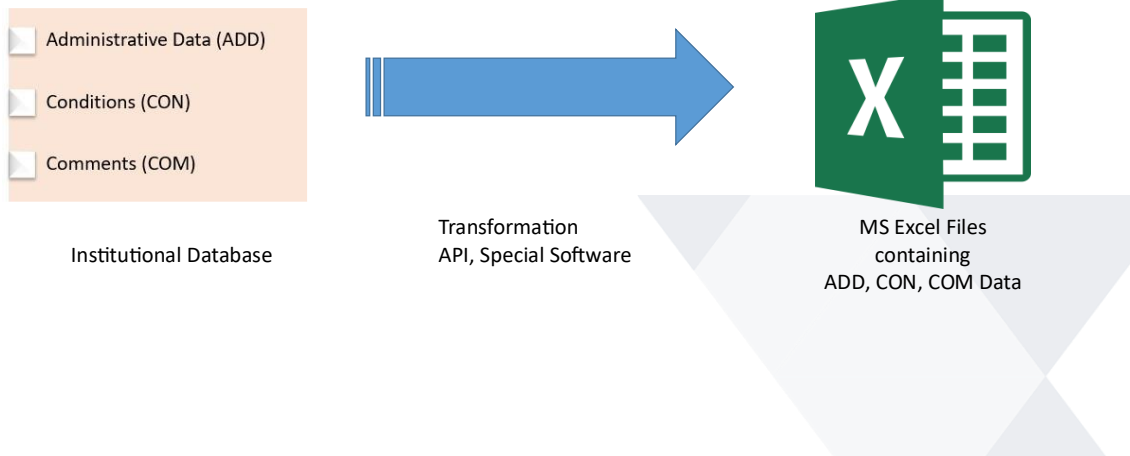
- Administrative Data (ADD):** Includes customer address (TÜBİTAK UME), order number (2024.00071), instrument name (Sabit Zayıflık 30 dB), manufacturer (KeySight), and date (08.01.2024).
- Conditions (CON):** Lists environmental conditions: Temperature (23 ± 1)°C and Humidity (45 ± 15) %RH.
- Result of Measurement (RoM):** A table showing frequency components and their associated uncertainties.
- Comments (COM):** A section for additional notes or observations.

Frekans (GHz)	Geçerli ölçülen (f)	Geçerli ölçülen belirsizliği (f)	Sabit Belirsizlik (f)
0.0001	-0.0085	0.0040	0.0000
0.0002	-0.0085	0.0040	0.0000
0.0003	-0.0085	0.0040	0.0000
0.0004	-0.0085	0.0040	0.0000
0.0005	-0.0085	0.0040	0.0000
0.0006	-0.0085	0.0040	0.0000
0.0007	-0.0085	0.0040	0.0000
0.0008	-0.0085	0.0040	0.0000
0.0009	-0.0085	0.0040	0.0000
0.001	-0.0085	0.0040	0.0000
0.002	-0.0085	0.0040	0.0000
0.003	-0.0085	0.0040	0.0001
0.004	-0.0085	0.0040	0.0001
0.005	-0.0085	0.0040	0.0001
0.006	-0.0085	0.0040	0.0001
0.007	-0.0085	0.0040	0.0001
0.008	-0.0085	0.0040	0.0001
0.009	-0.0085	0.0040	0.0001
0.01	-0.0085	0.0040	0.0001
0.02	-0.0085	0.0040	0.0002
0.03	-0.0084	0.0040	0.0003
0.04	-0.0084	0.0040	0.0004
0.05	-0.0083	0.0040	0.0004
0.06	-0.0083	0.0040	0.0005
0.07	-0.0083	0.0040	0.0006
0.08	-0.0082	0.0040	0.0007
0.09	-0.0082	0.0040	0.0007
0.1	-0.0082	0.0040	0.0008
0.2	-0.0078	0.0040	0.0016

## Structure of the Calibration Certificate



## Obtaining the ADD, CON, COM



# RoM Complexity of Calibration Certificates

Harmonization of RoM Table Structures



FREQUENCY						
PHASE : VOLTAGE- VOLTAGE						
THERMOCOUPLE						
AC CAPACITANCE MEASUREMENT						
WAVE GENERATOR (1Mohm)						
LEVELED SINUSOIDAL WAVE : HARMONIC						
Frequency	Harmonic	Lower Limit	Measured Value	Upper Limit	Uncertainty	
50 kHz	2	-	-39,30 dB	-33,00 dB	0,71 dB	
50 kHz	3	-	-49,47 dB	-46,00 dB	0,44 dB	
50 kHz	4	-	-71,45 dB	-46,00 dB	1,89 dB	
50 kHz	5	-	-81,51 dB	-46,00 dB	0,94 dB	
100 kHz	2	-	-46,03 dB	-33,00 dB	0,30 dB	
100 kHz	3	-	-50,62 dB	-38,00 dB	0,50 dB	
100 kHz	4	-	-77,45 dB	-38,00 dB	1,19 dB	
100 kHz	5	-	-80,61 dB	-38,00 dB	1,36 dB	
200 kHz	2	-	-45,67 dB	-33,00 dB	0,36 dB	
200 kHz	3	-	-51,84 dB	-38,00 dB	0,75 dB	
200 kHz	4	-	-82,01 dB	-38,00 dB	1,30 dB	
200 kHz	5	-	-87,18 dB	-38,00 dB	1,30 dB	

# Examples of the Measurement Result Tables

Harmonization of RoM Table Structures



RF Çıkış Gücü Seviye Doğruluğu Testi		
RF Output Power Linearity Test		
Frekans	Ölçülen Güç	Belirsizliği
Frequency	Measured Output Power	Uncertainty
(MHz)	(dBm)	(dB)

RF Çıkış Gücü Seviye Doğruluğu Testi			
RF Output Power Linearity Test			
Frekans	Çıkış Gücü	Ölçülen Güç	Belirsizliği
Frequency	Output Power	Measured Output Power	Uncertainty
(MHz)	(dBm)	(dBm)	(dB)

RF Çıkış Gücü Seviye Doğruluğu Testi				
RF Output Power Linearity Test				
Frekans	Çıkış Gücü	Ölçülen Güç	Fark	Belirsizliği
Frequency	Output Power	Measured Output Power	Difference	Uncertainty
(MHz)	(dBm)	(dBm)	(dB)	(dB)

Yansıtma Katsayısının Lineer Genliği ve Fazı ( S11 <math>\angle\theta</math>)				
The Linear Magnitude and Phase of The Reflection Coefficient ( S11 <math>\angle\theta</math>)				
Frekans	Büyükük ( S11 )	Büyükük Belirsizliği	Faz (θ)	Faz Belirsizliği
Frequency	Magnitude ( S11 )	Magnitude uncertainty	Phase(Q)	Phase uncertainty
(GHz)			(°)	(°)

# Commonalized ROM Tables

Harmonization of ROM Table Structures



Old Templates				New Templates																																														
<b>RF Çıkış Gücü Seviye Doğruluğu Testi</b> <b>RF Output Power Linearity Test</b> <table border="1"> <tr> <th>Frekans</th> <th>Ölçülen Güç</th> <th>Belirsizliği</th> </tr> <tr> <td>Frequency</td> <td>Measured Output Power</td> <td>Uncertainty</td> </tr> <tr> <td>(MHz)</td> <td>(dBm)</td> <td>(dB)</td> </tr> </table>				Frekans	Ölçülen Güç	Belirsizliği	Frequency	Measured Output Power	Uncertainty	(MHz)	(dBm)	(dB)	<b>RF Çıkış Gücü Seviye Doğruluğu Testi</b> <b>RF Output Power Linearity Test</b> <table border="1"> <tr> <th>Frekans</th> <th>Alt Limit</th> <th>Ölçülen Güç</th> <th>Üst Limit</th> <th>Belirsizliği</th> </tr> <tr> <td>Frequency</td> <td>Lower Limit</td> <td>Measured Output Power</td> <td>Upper Limit</td> <td>uncertainty</td> </tr> <tr> <td>(GHz)</td> <td>(dB)</td> <td>(dBm)</td> <td>(dB)</td> <td>(dB)</td> </tr> </table>					Frekans	Alt Limit	Ölçülen Güç	Üst Limit	Belirsizliği	Frequency	Lower Limit	Measured Output Power	Upper Limit	uncertainty	(GHz)	(dB)	(dBm)	(dB)	(dB)																		
Frekans	Ölçülen Güç	Belirsizliği																																																
Frequency	Measured Output Power	Uncertainty																																																
(MHz)	(dBm)	(dB)																																																
Frekans	Alt Limit	Ölçülen Güç	Üst Limit	Belirsizliği																																														
Frequency	Lower Limit	Measured Output Power	Upper Limit	uncertainty																																														
(GHz)	(dB)	(dBm)	(dB)	(dB)																																														
<b>RF Çıkış Gücü Seviye Doğruluğu Testi</b> <b>RF Output Power Linearity Test</b> <table border="1"> <tr> <th>Frekans</th> <th>Çıkış Gücü</th> <th>Ölçülen Güç</th> <th>Belirsizliği</th> </tr> <tr> <td>Frequency</td> <td>Output Power</td> <td>Measured Output Power</td> <td>Uncertainty</td> </tr> <tr> <td>(MHz)</td> <td>(dBm)</td> <td>(dBm)</td> <td>(dB)</td> </tr> </table>				Frekans	Çıkış Gücü	Ölçülen Güç	Belirsizliği	Frequency	Output Power	Measured Output Power	Uncertainty	(MHz)	(dBm)	(dBm)	(dB)	<b>RF Çıkış Gücü Seviye Doğruluğu Testi</b> <b>RF Output Power Linearity Test</b> <table border="1"> <tr> <th>Frekans</th> <th>Çıkış Gücü</th> <th>Alt Limit</th> <th>Ölçülen Güç</th> <th>Üst Limit</th> <th>Belirsizliği</th> </tr> <tr> <td>Frequency</td> <td>Output Power</td> <td>Lower Limit</td> <td>Measured Output Power</td> <td>Upper Limit</td> <td>Uncertainty</td> </tr> <tr> <td>(MHz)</td> <td>(dBm)</td> <td>(dB)</td> <td>(dBm)</td> <td>(dB)</td> <td>(dB)</td> </tr> </table>					Frekans	Çıkış Gücü	Alt Limit	Ölçülen Güç	Üst Limit	Belirsizliği	Frequency	Output Power	Lower Limit	Measured Output Power	Upper Limit	Uncertainty	(MHz)	(dBm)	(dB)	(dBm)	(dB)	(dB)												
Frekans	Çıkış Gücü	Ölçülen Güç	Belirsizliği																																															
Frequency	Output Power	Measured Output Power	Uncertainty																																															
(MHz)	(dBm)	(dBm)	(dB)																																															
Frekans	Çıkış Gücü	Alt Limit	Ölçülen Güç	Üst Limit	Belirsizliği																																													
Frequency	Output Power	Lower Limit	Measured Output Power	Upper Limit	Uncertainty																																													
(MHz)	(dBm)	(dB)	(dBm)	(dB)	(dB)																																													
<b>RF Çıkış Gücü Seviye Doğruluğu Testi</b> <b>RF Output Power Linearity Test</b> <table border="1"> <tr> <th>Frekans</th> <th>Çıkış Gücü</th> <th>Ölçülen Güç</th> <th>Fark</th> <th>Belirsizliği</th> </tr> <tr> <td>Frequency</td> <td>Output Power</td> <td>Measured Output Power</td> <td>Difference</td> <td>Uncertainty</td> </tr> <tr> <td>(MHz)</td> <td>(dBm)</td> <td>(dBm)</td> <td>(dB)</td> <td>(dB)</td> </tr> </table>				Frekans	Çıkış Gücü	Ölçülen Güç	Fark	Belirsizliği	Frequency	Output Power	Measured Output Power	Difference	Uncertainty	(MHz)	(dBm)	(dBm)	(dB)	(dB)	<b>RF Çıkış Gücü Seviye Doğruluğu Testi</b> <b>RF Output Power Linearity Test</b> <table border="1"> <tr> <th>Frekans</th> <th>Çıkış Gücü</th> <th>Ölçülen Güç</th> <th>Alt Limit</th> <th>Fark</th> <th>Üst Limit</th> <th>Belirsizliği</th> </tr> <tr> <td>Frequency</td> <td>Output Power</td> <td>Measured Output Power</td> <td>Lower Limit</td> <td>Difference</td> <td>Upper Limit</td> <td>Uncertainty</td> </tr> <tr> <td>(MHz)</td> <td>(dBm)</td> <td>(dBm)</td> <td>(dB)</td> <td>(dB)</td> <td>(dB)</td> <td>(dB)</td> </tr> </table>					Frekans	Çıkış Gücü	Ölçülen Güç	Alt Limit	Fark	Üst Limit	Belirsizliği	Frequency	Output Power	Measured Output Power	Lower Limit	Difference	Upper Limit	Uncertainty	(MHz)	(dBm)	(dBm)	(dB)	(dB)	(dB)	(dB)						
Frekans	Çıkış Gücü	Ölçülen Güç	Fark	Belirsizliği																																														
Frequency	Output Power	Measured Output Power	Difference	Uncertainty																																														
(MHz)	(dBm)	(dBm)	(dB)	(dB)																																														
Frekans	Çıkış Gücü	Ölçülen Güç	Alt Limit	Fark	Üst Limit	Belirsizliği																																												
Frequency	Output Power	Measured Output Power	Lower Limit	Difference	Upper Limit	Uncertainty																																												
(MHz)	(dBm)	(dBm)	(dB)	(dB)	(dB)	(dB)																																												
<b>Yansımaya Katsayısının Lineer Genliği ve Fazı ( S11 &lt;Θ)</b> <b>The Linear Magnitude and Phase of The Reflection Coefficient ( S11 &lt;Θ)</b> <table border="1"> <tr> <th>Frekans</th> <th>Büyükük ( S11 )</th> <th>Büyükük Belirsizliği</th> <th>Faz (θ)</th> <th>Faz Belirsizliği</th> </tr> <tr> <td>Frequency</td> <td>Magnitude ( S11 )</td> <td>Magnitude uncertainty</td> <td>Phase(Q)</td> <td>Phase uncertainty</td> </tr> <tr> <td>(GHz)</td> <td></td> <td></td> <td>(°)</td> <td>(°)</td> </tr> </table>				Frekans	Büyükük ( S11 )	Büyükük Belirsizliği	Faz (θ)	Faz Belirsizliği	Frequency	Magnitude ( S11 )	Magnitude uncertainty	Phase(Q)	Phase uncertainty	(GHz)			(°)	(°)	<b>Yansımaya Katsayısının Lineer Genliği ve Fazı ( S11 &lt;Θ)</b> <b>The Linear Magnitude and Phase of The Reflection Coefficient ( S11 &lt;Θ)</b> <table border="1"> <tr> <th>Frekans</th> <th>Büyükük Alt Limit</th> <th>Büyükük ( S11 )</th> <th>Büyükük Üst Limit</th> <th>Büyükük Belirsizliği</th> <th>Faz Alt Limit</th> <th>Faz (θ)</th> <th>Faz Üst Limit</th> <th>Faz Belirsizliği</th> </tr> <tr> <td>Frequency</td> <td>Magnitude Lower Limit</td> <td>Magnitude ( S11 )</td> <td>Magnitude Upper Limit</td> <td>Magnitude uncertainty</td> <td>Phase Lower Limit</td> <td>Phase(Q)</td> <td>Phase Upper Limit</td> <td>Phase uncertainty</td> </tr> <tr> <td>(GHz)</td> <td></td> <td></td> <td></td> <td></td> <td>(°)</td> <td>(°)</td> <td>(°)</td> <td>(°)</td> </tr> </table>					Frekans	Büyükük Alt Limit	Büyükük ( S11 )	Büyükük Üst Limit	Büyükük Belirsizliği	Faz Alt Limit	Faz (θ)	Faz Üst Limit	Faz Belirsizliği	Frequency	Magnitude Lower Limit	Magnitude ( S11 )	Magnitude Upper Limit	Magnitude uncertainty	Phase Lower Limit	Phase(Q)	Phase Upper Limit	Phase uncertainty	(GHz)					(°)	(°)	(°)	(°)
Frekans	Büyükük ( S11 )	Büyükük Belirsizliği	Faz (θ)	Faz Belirsizliği																																														
Frequency	Magnitude ( S11 )	Magnitude uncertainty	Phase(Q)	Phase uncertainty																																														
(GHz)			(°)	(°)																																														
Frekans	Büyükük Alt Limit	Büyükük ( S11 )	Büyükük Üst Limit	Büyükük Belirsizliği	Faz Alt Limit	Faz (θ)	Faz Üst Limit	Faz Belirsizliği																																										
Frequency	Magnitude Lower Limit	Magnitude ( S11 )	Magnitude Upper Limit	Magnitude uncertainty	Phase Lower Limit	Phase(Q)	Phase Upper Limit	Phase uncertainty																																										
(GHz)					(°)	(°)	(°)	(°)																																										

# Commonalized Rom Table Examples

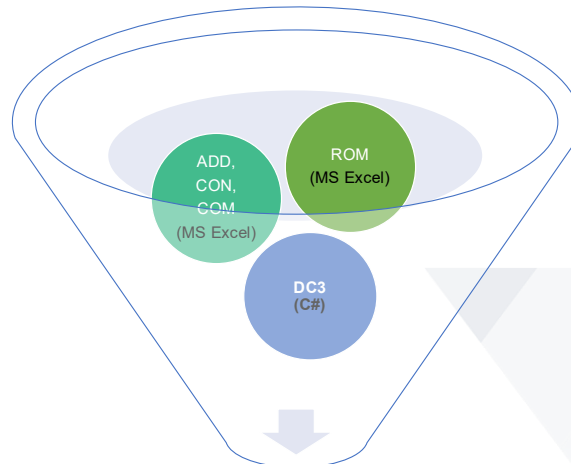


L  
Belirsizliği-2  
Uncertainty-2  
Birim  
0,01  
0,01  
0,01  
0,1  
0,1  
0,2  
0,2

## Transfer of the Input Data to DCC



INPUTS: ADD; CON, COM, ROM



OUTPUT: DCC (XML based PTB DCC Schema)

## Transfer of the Input Data to DCC



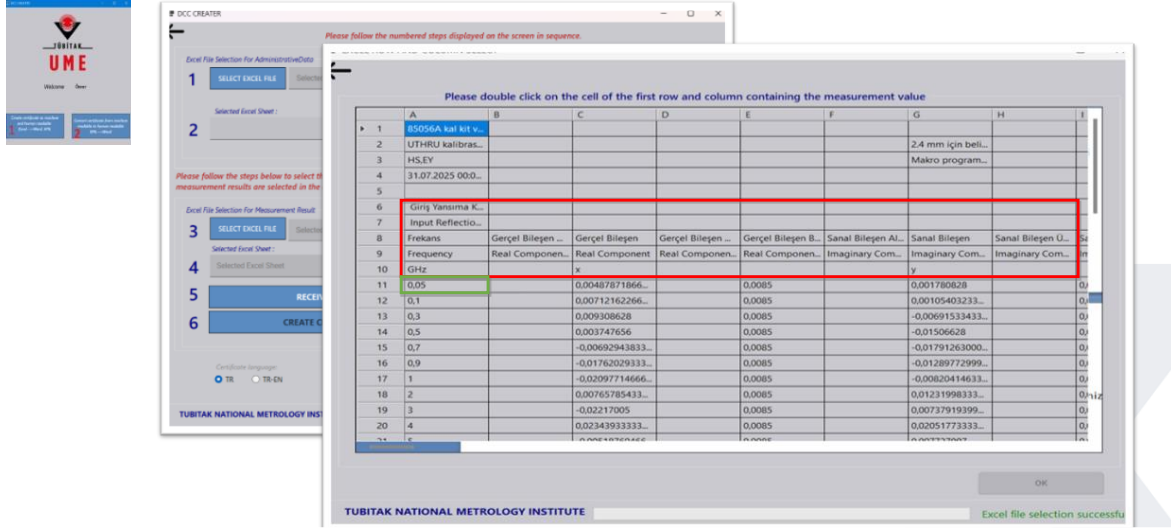
Digital Calibration Certificate Creator - **DC3**



## DC3 application

## Transfer of the Input Data to DCC

### Digital Calibration Certificate Creator - DC3



The screenshot shows the DC3 application interface. On the left, there is a sidebar with a 'DCC CREATOR' title and a 'TUBITAK NATIONAL METROLOGY INSTITUTE' logo. The sidebar contains a list of steps: 1. SELECT EXCEL FILE, 2. SELECT EXCEL SHEET, 3. SELECT EXCEL FILE, 4. SELECT EXCEL SHEET, 5. RECEPT, and 6. CREATE CERTIFICATE. The main window displays an Excel spreadsheet with the following data:

Row	Column A	Column B	Column C	Column D	Column E	Column F	Column G	Column H	Column I
1	80056A kal kit v...								
2	UTHRU kalibras...						2.4 mm için bell...		
3	HS.EY						Makro program...		
4	31.07.2025 000...								
5									
6	Giriş Yansıma K...								
7	Input Reflectio...								
8	Frekans	Gerçek Bileşen ...	Gerçek Bileşen	Gerçek Bileşen ...	Gerçek Bileşen B...	Sanal Bileşen Al...	Sanal Bileşen	Sanal Bileşen U...	Sanal Bileşen U...
9	Frequency	Real Componen...	Real Component	Real Componen...	Real Componen...	Imaginary Com...	Imaginary Com...	Imaginary Com...	Imaginary Com...
10	GHz								
11	0.05	0.00487671866...			0.0085		0.001789828		
12	0.1	0.00712162266...			0.0085		0.00105403233...		
13	0.3	0.009308628			0.0085		-0.00691533433...		
14	0.5	0.003747656			0.0085		-0.01506628		
15	0.7	-0.00692943833...			0.0085		-0.01791263000...		
16	0.9	-0.01762029333...			0.0085		-0.01289772999...		
17	1	-0.02097714666...			0.0085		-0.00820414633...		
18	2	0.00765785433...			0.0085		0.01231998333...		
19	3	-0.02217005			0.0085		0.00737919399...		
20	4	0.02343933333...			0.0085		0.02051773333...		

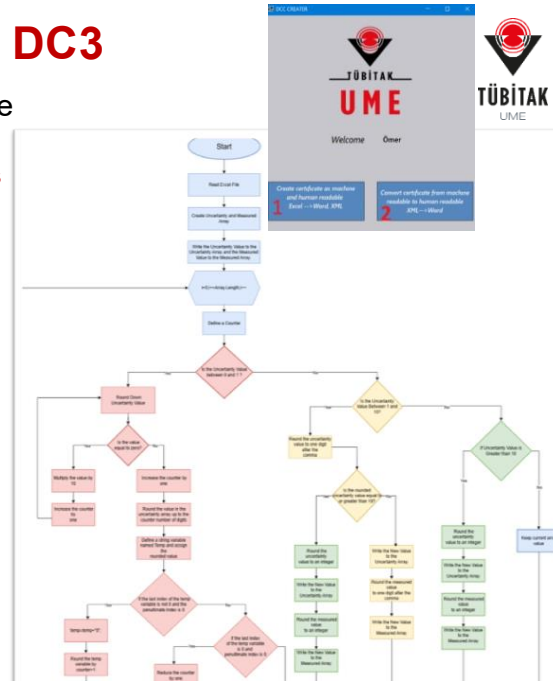
## RoM Table Transfer Rules with DC3

- Ordering columns in the RoM tables must be placed on the left side of the table in MS Excel; multiple ordering columns may be added if needed.
- Lower and upper limit columns must always be present, even if no limit values are provided in MS Excel. If the column is left empty, they will not appear in the generated certificate.
- DC3 application automatically detects columns containing the term "Uncertainty". Measurement tables in MS Excel must use "Uncertainty" as the column header in accordance with the quality system.
- DC3 can transfer multiple tables from Excel at once.
- Tables intended as input for DC3 can be positioned side by side in MS Excel with one column space.
- DC3 automatically removes unused columns (upper / lower limit) in a RoM table during the DCC transfer.
- Measurement tables with different row counts are all processed and structured correctly.

## The Advantages Provided by DC3

- Contributions to the Existing Human-Readable Calibration Certificate Process
  - Simplified handling of two significant figures issues
  - Improved and standardized tabulation structure

Frekans (GHz) Frequency (GHz)	Reel Bileşen (x) Real Component (x)	Reel Bileşen Belirsizliği Real Component Uncertainty
0,0001	0,0028	0,0055
0,0002	0,0028	0,0055
0,0003	0,0028	0,0055
0,0004	0,0028	0,0055
0,0005	0,0028	0,0055
0,0006	0,0028	0,0055
0,0007	0,0028	0,0055



## The Advantages Provided by DC3

- Contributions to the Existing Human-Readable Calibration Certificate Process
  - Simplified handling of ambiguous digit issues
  - Improved and standardized tabulation structure

TÜBİTAK ULUSAL METROLOJİ ENSTİTÜSÜ NATIONAL METROLOGY INSTITUTE				
Tablo 1. 8494H_0001_4dB Giriş Yansımaya Katsayısı (S11=x+iy) Table 1. 8494H_0001_4dB Input Reflection Coefficient (S11=x+iy)				
Frekans (GHz) Frequency (GHz)	Reel Bileşen (x) Real Component (x)	Reel Bileşen Belirsizliği Real Component Uncertainty	İmajiner Bileşen (y) Imaginary Component (y)	İmajiner Bileşen Belirsizliği Imaginary Component Uncertainty
0,0001	0,0028	0,0055	0,0001	0,0055
0,0002	0,0028	0,0055	0,0001	0,0055
0,0003	0,0028	0,0055	0,0001	0,0055
0,0004	0,0028	0,0055	0,0001	0,0055
0,0005	0,0028	0,0055	0,0001	0,0055
0,0006	0,0028	0,0055	0,0001	0,0055
0,0007	0,0028	0,0055	0,0001	0,0055
0,0008	0,0028	0,0055	0,0001	0,0055
0,0009	0,0028	0,0055	0,0001	0,0055
0,001	0,0028	0,0055	0,0001	0,0055
0,002	0,0029	0,0055	0,0002	0,0055
0,003	0,0030	0,0055	0,0002	0,0055
0,004	0,0032	0,0055	0,0003	0,0055
0,005	0,0032	0,0055	0,0003	0,0055
0,006	0,0033	0,0041	0,0004	0,0041
0,007	0,0033	0,0041	0,0003	0,0041
0,008	0,0034	0,0041	0,0003	0,0041

TÜBİTAK ULUSAL METROLOJİ ENSTİTÜSÜ NATIONAL METROLOGY INSTITUTE				
Tablo 1. 8494H_0001_4dB Giriş Yansımaya Katsayısı (S11=x+iy) Table 1. 8494H_0001_4dB Input Reflection Coefficient (S11=x+iy)				
Frekans (GHz) Frequency (GHz)	Reel Bileşen (x) Real Component (x)	Reel Bileşen Belirsizliği Real Component Uncertainty	İmajiner Bileşen (y) Imaginary Component (y)	İmajiner Bileşen Belirsizliği Imaginary Component Uncertainty
4,3	-0,0026	0,0064	-0,0044	0,0064
1,5	-0,0039	0,0042	0,0082	0,0042
2	0,0130	0,0041	0,0114	0,0041
2,4	0,0126	0,0052	-0,0016	0,0052
2,6	0,0115	0,0049	-0,0025	0,0049
3	0,0144	0,0049	-0,0106	0,0049
4	-0,0195	0,0041	-0,0031	0,0041
4,2	-0,0184	0,0051	-0,0086	0,0051
4,8	-0,0404	0,0048	0,0381	0,0048
5	-0,0159	0,0052	0,0448	0,0052
6	0,0408	0,0045	0,0396	0,0045
7	0,0266	0,0041	-0,0170	0,0041
8	-0,0371	0,0045	0,0031	0,0045
8,2	-0,0327	0,0041	0,0166	0,0041
8,4	-0,0290	0,0042	0,0272	0,0042
9	0,0167	0,0050	0,0467	0,0050
10	0,0429	0,0041	-0,0082	0,0041

## Conclusion



- Measurement result tables in various formats have been transformed to a single / common format.
- The DC3 software enables the transfer of the measurement result tables to XML based DCC by performing rule based / deterministic parsing.
- The support of the DC3 software has facilitated the challenging tasks of table numbering and determining two significant figures when creating a human-readable format.

## Thank you for your attention

Questions



Contact:  
[erkan.danaci@tubitak.gov.tr](mailto:erkan.danaci@tubitak.gov.tr)



[Back to Table of Contents above](#)

## 039 Serhii Kursin: Peculiarities of Data Representation in Digital Calibration Certificates for Measuring Antennas

Presenting author: Serhii Kursin [1]

Email: [skursin@ukrcsm.kiev.ua](mailto:skursin@ukrcsm.kiev.ua), [kursin@gmail.com](mailto:kursin@gmail.com)

Additional authors: Oleh Velychko [1]

Institute:

[1] State Enterprise «State Research and Production Centre of Standardization, Metrology, Certification and Consumers' Rights Protection» (SE «UKRMETRTESTSTANDART»),  
 Metrologichna str. 4, 03143 Kyiv, Ukraine

Keywords: Measuring antennas, DCCs, hybrid units

### Abstract

Digital Calibration Certificates (DCCs) enable automated data exchange, traceability, and reduction of human errors compared to traditional PDF or paper-based certificates. Antennas widely used in electromagnetic compatibility and radiated emission measurements must be calibrated to ensure traceable and accurate determination of the electromagnetic field strength in test laboratories.

The electric field strength is expressed in volts per meter (V/m), and the magnetic field strength in amperes per meter (A/m). For measuring antennas, the antenna factor (AF) is the primary calibration quantity, since measuring antennas act as field-to-voltage transducers converting electromagnetic field quantities into electrical signals. AF is typically expressed in logarithmic units such as dB/m for electric antennas and dB(A/m)/V for magnetic antennas.

Antenna calibration results are frequency-dependent, and logarithmic units (dB) are commonly used in Radio Frequency metrology. Hybrid data structures in DCCs allow representation in both SI and logarithmic units (see Figure 1) [1], while list-based structures are recommended for frequency-dependent calibration data [2]. For measuring antennas, DCCs must include antenna factor, reflection coefficients, and expanded uncertainty over a frequency range.

```
<dcc:quantity refType="basic_measuredValue">
  <dcc:name><dcc:content lang="en">Antenna Factor</dcc:content></dcc:name>
  <si:hybrid>
    <si:realListXMLList>
      <si:valueXMLList>1.2 1.5 1.3 1.4</si:valueXMLList>
      <si:unitXMLList>\metre\tothe{-1}</si:unitXMLList>
    </si:realListXMLList>
    <si:realListXMLList>
      <si:valueXMLList>1.58 3.52 2.28 2.92</si:valueXMLList>
      <si:unitXMLList>\decibel\metre\tothe{-1}</si:unitXMLList>
    </si:realListXMLList>
  </si:hybrid>
</dcc:quantity>
```

*Figure 1. XML hybrid structure for the Antenna Factor example*

References:

- [1] Digital System of Units D-SI, [<https://zenodo.org/records/3522631>], last accessed: 31.01.2026
- [2] Digital Calibration Certificate (DCC) - Wiki, [<https://wiki.dcc.ptb.de/>], last accessed 31.01.2026

[Back to Table of Contents above](#)

Presentation #039 of Serhii Kursin

**6th International DCC Conference**  
**From Good Practice to Standardization: DCC for a Reliable Future**

**Peculiarities of Data Representation in DCC  
for Measuring Antennas**

Serhii Kursin, Oleh Velychko  
*State Enterprise "UKRMETRTTESTSTANDART", Ukraine*  
Speaker: Serhii Kursin

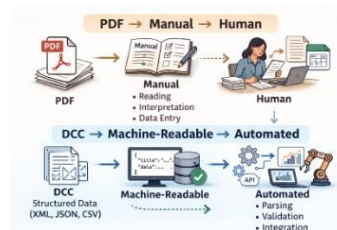


1

**Motivation**

**From PDF Certificates to Digital Calibration Certificates**

- Digital transformation is reshaping modern metrology
- Industry 4.0 requires machine-readable calibration data
- Traditional PDF certificates are human-readable only
- Limited support for automation and interoperability
- Digital Calibration Certificates (DCC) address these limitations



**Digital Calibration Certificates enable machine-actionable metrology**



2

## Measuring Antennas



Antennas dedicated to EMC test

Electronic warfare systems

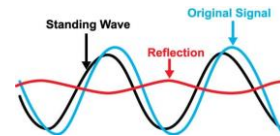
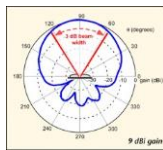
Electronic intelligence assets

Technical surveillance countermeasures (TSCM)



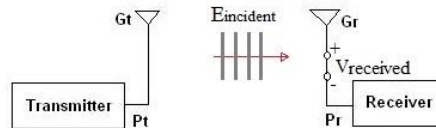
3

## Why Antenna Factor Instead of Gain



Gain → radiation efficiency

VSWR → matching quality



$$\text{Antenna Factor} = \frac{E_{\text{incident}}}{V_{\text{received}}}$$

Antenna Factor → metrological transfer function

Only the antenna factor provides traceable field strength evaluation



4

## Units in Antenna Metrology

Electric field strength — V/m

$$AF_E(f) = \frac{E(f)}{V(f)}$$

linear units: **1/m**

$$AF_E(f) = 20 \log_{10} \left( \frac{E(f)}{V(f)} \right)$$

logarithmic units: **dB/m**

Magnetic field strength — A/m

$$AF_H(f) = \frac{H(f)}{V(f)}$$

linear units: **(A/m)/V**

$$AF_H(f) = 20 \log_{10} \left( \frac{H(f)}{V(f)} \right)$$

logarithmic units: **dB(A/m)/V**

$$E(f) = AF(f) \cdot V(f)$$

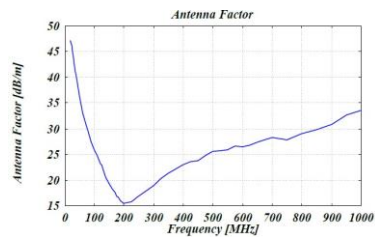

$$E_{dB\mu V/m} = V_{dB\mu V} + AF_{dB/m}$$

SI and logarithmic units must coexist in DCC representation



5

## Frequency-Dependent Nature



Calibration must be provided over the full frequency range

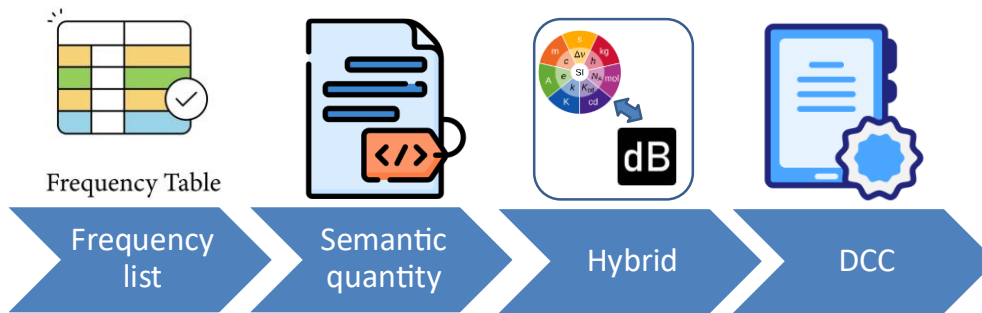
$$AF = \{AF_1, AF_2, \dots, A \downarrow\}, \quad f = \{f_1, f_2, \dots, f_N\}$$

Antenna factor is strongly frequency-dependent



6

# Digital Calibration Certificates and Data Representation Challenges



Structured semantic representation of frequency-dependent antenna data

Hybrid semantic representation ensures machine-actionable antenna calibration data.



7

## Real Calibration Example

Model: SAS-510-2 Log Periodic Antenna 290 MHz - 2 GHz

Log-periodic antenna calibration  
Frequency range: 1–2 GHz

f (GHz)	AF (dB/m)	Gain (dBi)	U (dB)
1.0	22.2	7.1	2.0
1.2	24.3	6.6	2.0
1.5	26.9	6.5	2.0
1.7	28.4	6.5	2.0
2.0	30.6	5.5	2.0

Hybrid semantic representation ensures machine-actionable antenna calibration data.



8

## XML Example

```

<!-- Frequency -->
<dcc:quantity refType="basic_influenceQuantity">
  <dcc:name>
    <dcc:content lang="en">Frequency</dcc:content>
  </dcc:name>
  <si:realListXMLList>
    <si:valueXMLList>
      1.0e9 1.2e9 1.5e9 1.7e9 2.0e9
    </si:valueXMLList>
    <si:unitXMLList>\hertz</si:unitXMLList>
  </si:realListXMLList>
</dcc:quantity>

<!-- Antenna Factor -->
<dcc:quantity refType="basic_measuredValue">
  <dcc:name>
    <dcc:content lang="en">Antenna Factor</dcc:content>
  </dcc:name>
  <si:hybrid>
    <!-- SI -->
    <si:realListXMLList>
      <si:valueXMLList>
        12.88 16.41 22.14 26.30 33.88
      </si:valueXMLList>
      <si:unitXMLList>\metre\tothe{-1}</si:unitXMLList>
    </si:realListXMLList>
    <!-- Log -->
    <si:realListXMLList>
      <si:valueXMLList>
        22.2 24.3 26.9 28.4 30.6
      </si:valueXMLList>
      <si:unitXMLList>\decibel\metre\tothe{-1}</si:unitXMLList>
    </si:realListXMLList>
  </si:hybrid>
</dcc:quantity>

```

Frequency-dependent antenna data require structured semantic representation.



9

## XML Example

```

<!-- VSWR (Standing Wave Ratio) -->
<dcc:quantity refType="basic_measuredValue">
  <dcc:name>
    <dcc:content lang="en">VSWR</dcc:content>
  </dcc:name>
  <si:realListXMLList>
    <si:valueXMLList>
      1.9 1.6 1.8 1.4 1.7
    </si:valueXMLList>
    <si:unitXMLList>\one</si:unitXMLList>
  </si:realListXMLList>
</dcc:quantity>

<!-- Expanded Uncertainty -->
<dcc:quantity refType="basic_uncertainty">
  <dcc:name>
    <dcc:content lang="en">Expanded Uncertainty</dcc:content>
  </dcc:name>
  <dcc:coverageFactor>2</dcc:coverageFactor>
  <si:realListXMLList>
    <si:valueXMLList>
      2.0 2.0 2.0 2.0 2.0
    </si:valueXMLList>
    <si:unitXMLList>\decibel</si:unitXMLList>
  </si:realListXMLList>
</dcc:quantity>

```

List-based semantic structures preserve measurement meaning and traceability.



10

## Conclusions

- Real antenna calibration certificates include multiple parameters (gain, VSWR, antenna factor)
- Antenna factor remains the key metrological quantity for traceable field-to-voltage conversion
- Antenna calibration results are inherently frequency-dependent
- Structured list representations are required in Digital Calibration Certificates
- Hybrid and list-based data structures enable machine-readable antenna metrology



11

## Thank you for your attention

Serhii Kursin, Ph.D., Senior researcher  
kursin@gmail.com



12

[Back to Table of Contents above](#)

## Closing Session:

### Summary of the 2026 conference and outlook for the 2027 DCC conference

# **6<sup>TH</sup> INTERNATIONAL DCC CONFERENCE**

**FROM GOOD PRACTICE TO STANDARDIZATION: DCC FOR A RELIABLE FUTURE**

**Jariya Buajareern**  
**Chair of the International Programme Committee**

## Final Numbers of the DCC Conference 2026



47 presentations



> 600 registered participants



3 panel sessions  
9 parallel sessions



82 countries



4 open exchange sessions

**6<sup>TH</sup> INTERNATIONAL DCC CONFERENCE**  
FROM GOOD PRACTICE TO STANDARDIZATION: DCC FOR A RELIABLE FUTURE

## A huge Thank You to the Conference Chairs

Session	Chairs
DAY 1	
Plenary Session	Jariya Buajarern
DCC in digital QI	Brett Hyland
DCC Production I	Carlos Galván
Digitalization to enable DCC	Mark Kuster
DAY 2	
Plenary Session	Anjali Sharma
DCC Ecosystem	Martin Koval
DCC Tools and Development I	James Fedchak
DCC Management	Shanna Schönhals
DAY 3	
Plenary Session	Hector Laiz
DCC Tools and Development II	Hugo Gasca Aragon
DCC Use Case	David Balslev-Harder
DCC Production II	Thomas Krah



**6<sup>th</sup> INTERNATIONAL DCC CONFERENCE**  
FROM GOOD PRACTICE TO STANDARDIZATION: DCC FOR A RELIABLE FUTURE

## A huge Thank You to the Conference Team

Oksana Baer  
Franziska Decker  
Lutz Doering  
Muhammed-Ali Demir  
Wiebke Heeren  
Justin Jagieniak  
Moritz Jordan  
Jan Loewe



**6<sup>th</sup> INTERNATIONAL DCC CONFERENCE**  
FROM GOOD PRACTICE TO STANDARDIZATION: DCC FOR A RELIABLE FUTURE

## Conference Proceedings and Recordings

- All presenters will be requested to provide updated slides and Author's License Agreement until end of March 2026
- Conference Proceedings will be published directly afterwards, open access and free of charge for presenters
- Recordings will be available on the conference website beginning of March 2026 for registered participants
- <https://www.dcc-conference-2026.ptb.de/6th-international-dcc-conference>

**6<sup>th</sup>INTERNATIONAL DCC CONFERENCE**  
FROM GOOD PRACTICE TO STANDARDIZATION: DCC FOR A RELIABLE FUTURE

## Be part of the Community!

- IMEKO TC6 SC "International Cooperation (M4DX)" newly established
- More information and contact via <https://www.imeko.org/index.php/tc6-homepage>

**6<sup>th</sup>INTERNATIONAL DCC CONFERENCE**  
FROM GOOD PRACTICE TO STANDARDIZATION: DCC FOR A RELIABLE FUTURE

## See you at the DCC Conference 2027

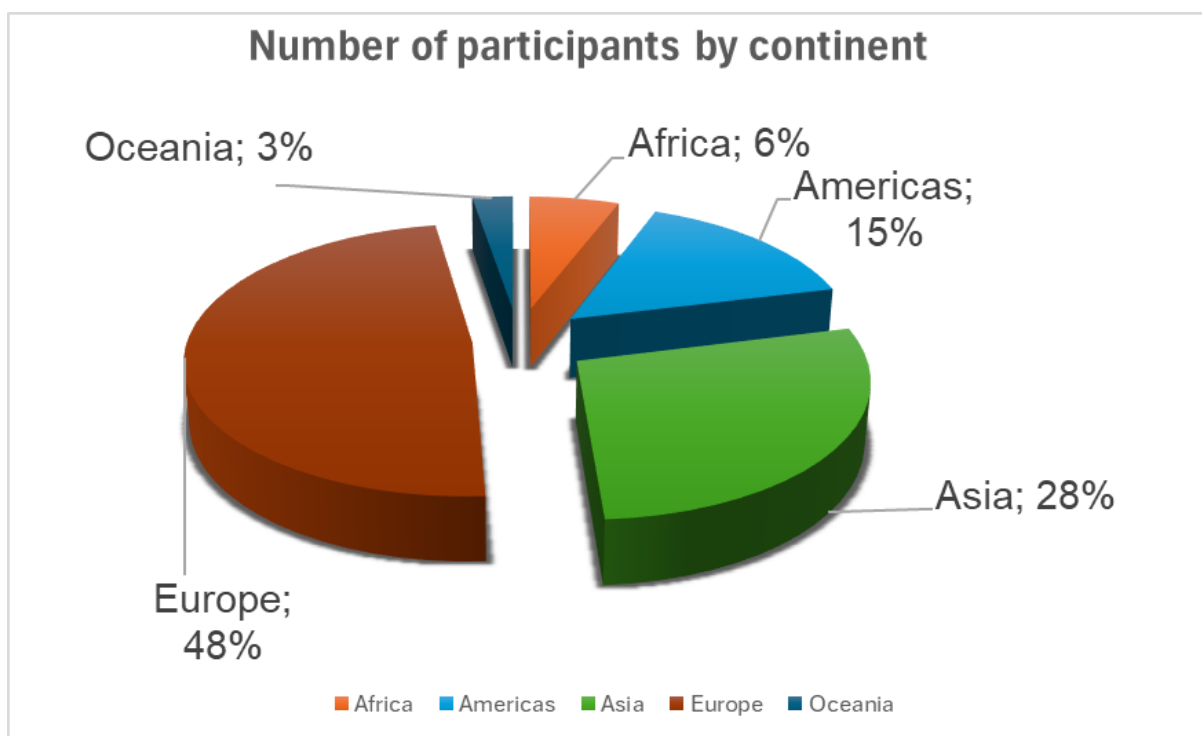
- 2027 will be special: 10 years of DCC
- Hybrid conference – in PTB Berlin and online
- 22. – 24. March 2027
- Looking forward to meeting you again!



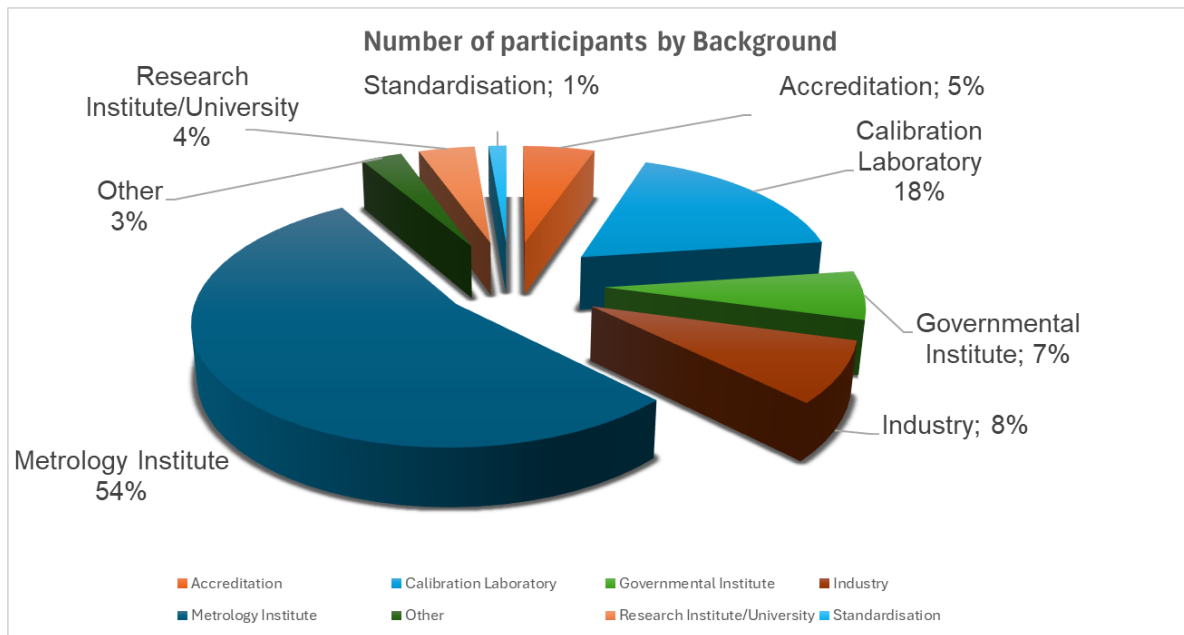
[Back to Table of Contents above](#)

### Statistical information:

#### Number of participants by continent



## Number of participants by Background



[Back to Table of Contents above](#)