


Laser-spectrometric AMC detection

- *methods, uncertainties, metrological traceability*

Zhechao Qu, Thomas Benoy, Jarvis Nwaboh,
Olav Werhahn, Volker Ebert

Workshop on airborne chemical contamination, 17th November 2020



About PTB

- National Metrology Institute of Germany, under the authority of the Federal Ministry for Economic Affairs and Energy (BMWi)
- approx. 1900 staff members, 700 scientific papers per year, 185 Mio. € annual budget





Braunschweig



Mechanics
and Acoustics



Electricity



Chemical Physics
and Explosion
Protection



Optics



Precision
Engineering



Ionizing
Radiation



Legal and Inter-
national Metrology



Cross-Sectional
Services



Administrative
Services



QUEST
Institute at PTB



Fundamental Physics
for Metrology



2020-11-17

Berlin



Temperature and
Synchrotron Radiation



Medical Physics and Metrological
Information Technology



Physikalisch-Technische Bundesanstalt ■ Braunschweig and Berlin



Chemical Physics
and
Explosion Protection



Analytical chemistry of the
gas phase



Spectrometric gas analysis

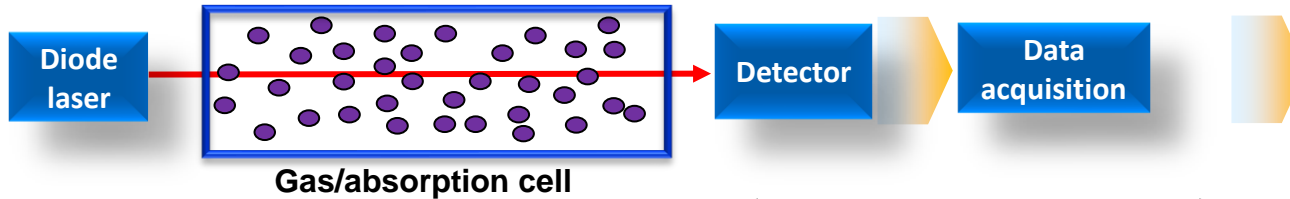


— Capabilities in 3.42 —

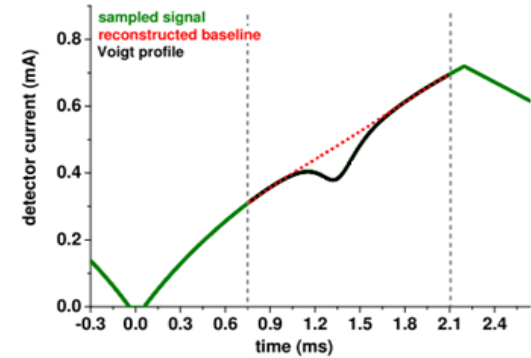
Laser spectroscopy

- Direct traceable spectroscopy techniques for amount fraction measurements
→ direct TDLAS = "dTDLAS" = absolute, calibration-free, full physical model TDLAS evaluation
- According to the TILSAM method
- Tunable diode laser absorption spectroscopy (TDLAS)
– full development of spectrometers
- Cavity-enhanced (CRDS/CEAS)
- Optical isotope ratio spectroscopy (OIRS)
 - Thermo ($\delta^{13}\text{C-CO}_2$ and $\delta^{18}\text{O-CO}_2$)
 - Picarro ($\delta^{13}\text{C-CO}_2$ and $\delta^{13}\text{C-CH}_4$)
 - Los Gatos (triple water analyser)
- Comb-assisted wavenumber axis definition

Direct tunable diode laser absorption spectroscopy = dTDLAS



$$I(\tilde{\nu}, L) = I_0(\tilde{\nu}) \cdot Tr(t) \cdot \exp \left\{ \frac{-S_T \cdot r_{iso} \cdot g(\tilde{\nu} - \tilde{\nu}_0) \cdot L \cdot x_{\text{species}} \cdot p_{\text{total}}}{(k_B \cdot T)} \right\} + E(t)$$

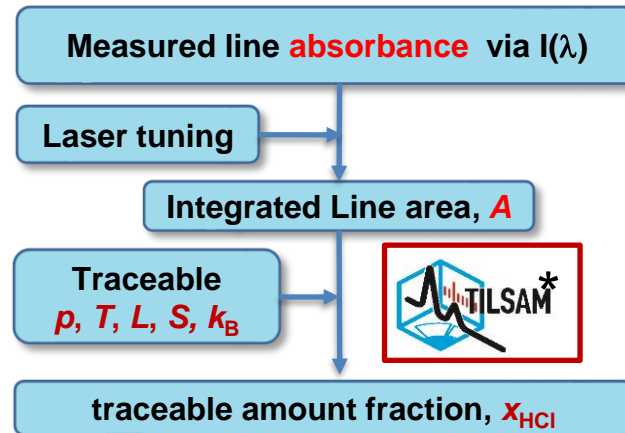


Amount fraction

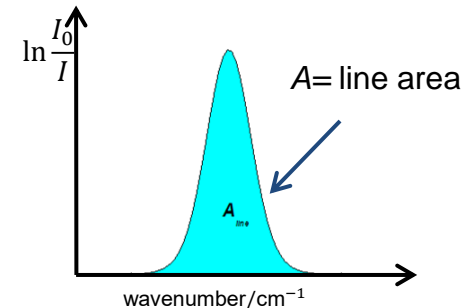
$$x_{\text{HCl}} = \frac{k_B \cdot A \cdot T}{S \cdot p \cdot L}$$

measured, constants, molecular data

dTDLAS Advantages:
robust, linear, absolute, calibration-free
1st principles model
in situ compatible

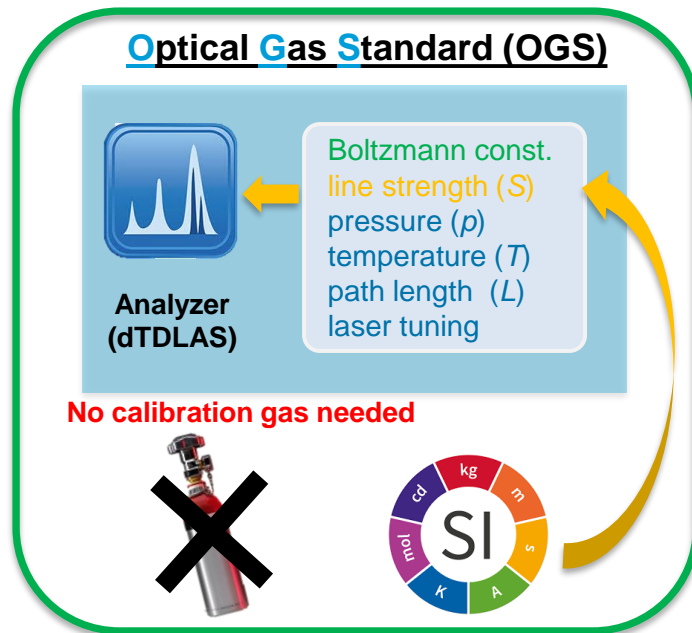
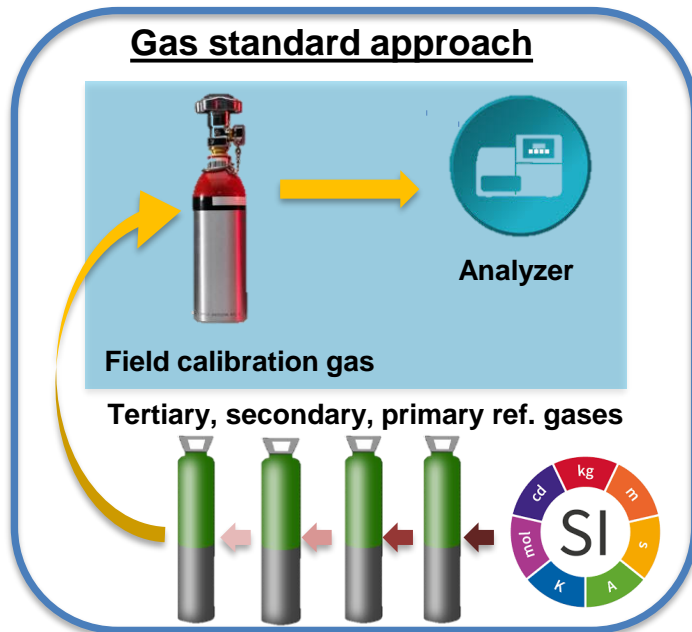


Time to frequency conversion via Etalon measurement



*Traceable Infrared Laser-Spectrometric Amount fraction Measurement ([TILSAM](#)) > metrological description

Optical gas standard (OGS)



An **optical gas standard** is a **laser spectrometer** that can provide amount of **substance fraction (concentration)** results that are **directly traceable to the SI**

Current realisation:

- Based on direct tunable diode laser absorption spectroscopy (dTDLAS)
→ *accurate and reliable amount fraction measurements*
- Calibration-free (no gaseous standards needed > low maintenance cost)
→ *no need for calibration procedures ... just validation*
- dTDLAS-based amount fraction measurement entirely described by **first principle physical model**
→ *Input parameters + OUTPUT = traceable to the SI >> OGS!*
- Especially for sticky and reactive gases which cannot be provided in static gas cylinders (Certified Reference Materials)
→ *to complement calibration gases*

dTDLAS uncertainties

Amount fraction (concentration):

$$x_{\text{HCl}} = \frac{k_B \cdot A \cdot T}{S \cdot p \cdot L}$$

Quantities:

k_B : Boltzmann constant

A : integrated absorbance (area), $u \sim 1\%$

T : gas temperature, $u < 0.1\%$

p : gas pressure, $u < 0.2\%$

L : optical path length, $u \sim 0.1\text{-}0.4\%$

S_T : line strength of the probed

molecular transition at T , $u_{\text{HITRAN}} \sim 2\text{-}20\%$, $u_{\text{PTB}} < 1\text{-}3\%$

Mixture	3 $\mu\text{mol/mol}$ CO in Air		
Quantity	Value	Relative Standard Uncertainty /%	Index of Contribution to the Uncertainty of x_{CO} /%
L	76.643 m	0.021	0.0
T	295.09 K	0.08	1.3
p	838.63 hPa	0.15	1.1
S	$2.718 \cdot 10^{-19}$ cm/molecule	0.96	46.6
A_{line}	0.13222 cm^{-1}	1.00	50.9
x_{CO}	$3.073 \mu\text{mol/mol}$	1.4	–

Nwaboh, J.A., Qu, Z., Werhahn, O. and Ebert, V., *Applied Optics*, 56(11), 2017

dTDLAS uncertainties

Line parameter (line strength) determination at PTB

$$S = \frac{k_B \cdot A \cdot T}{x_{\text{HCl}} \cdot p \cdot L}$$

HCl line strength (1.7 μm)

$S(T_0)$ [$\text{cm}^{-1}/(\text{molec cm}^{-2})$]

Relative error [%]

Deviation to our measurement [%]

Ortwein, P., Woiwode, W., Wagner, S., Gisi,

Pogány, A., Ott, O., Werhahn, O., Ebert, V.,
JQRST, 130, 2013

Uncertainty component	P36e line		P34e line		
	Relative expanded uncertainty	Relative contribution to the uncertainty of the line strength	Relative expanded uncertainty	Relative contribution to the uncertainty of the line strength	
p	0.24 %	5.3 %	0.24 %	3.5 %	
T	0.16 %	2.4 %	0.16 %	1.6 %	
L	0.26 %	6.1 %	0.26 %	4.0 %	
x	X_0	0.01 %	0.0 %	0.0 %	
	K_{leak}	0.4 %	14.7 %	0.4 %	9.6 %
	K_{evac}	0.23 %	4.8 %	0.23 %	3.2 %
A_{line}	$A_{\text{line}}^{\text{fit}}$	0.2 %	3.7 %	0.2 %	2.4 %
	K_{r}	0.8 %	58.7 %	1.1 %	72.8 %
	K_{zero}	0.35%		0.35%	
K_T	0.21 %	4 %	0.21 %	2.7 %	
r_{iso}	0.1 %	0.3 %	0.1 %	0.2 %	
S_0	1.0 %		1.3 %		

HCI - OGS instruments

dTDLAS: direct tunable diode laser absorption spectroscopy

Light source:

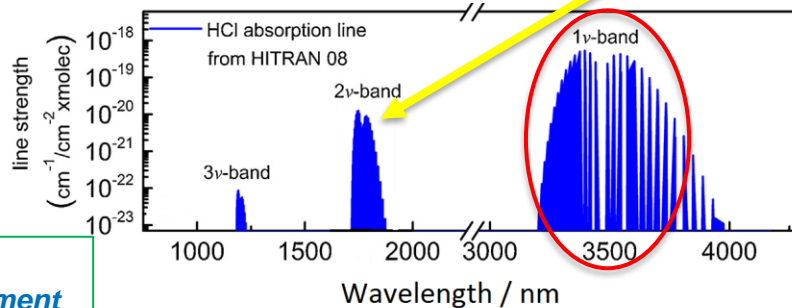
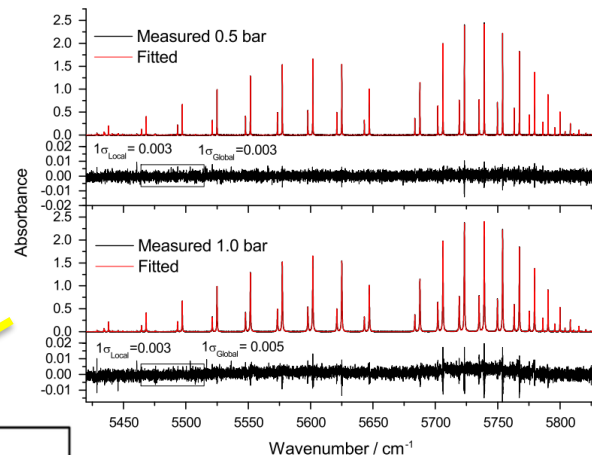
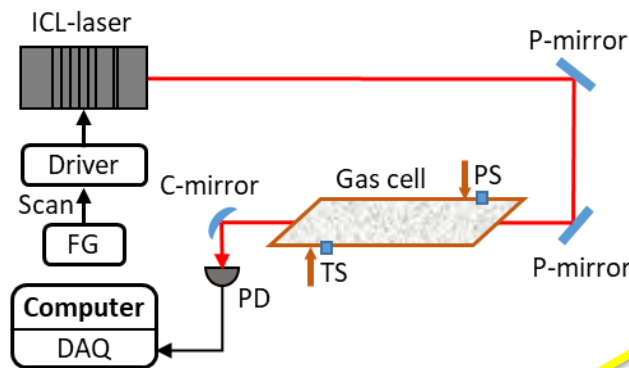
- ICL laser (Nanoplus) at $3.6 \mu\text{m}$
- Swept at 140 Hz

Gas cell:

- single pass 0.82 m (instr. A)
0.77 m (instr. B)
- Multi-pass 31 m (instr. C)
(Thorlabs)

Detector/Sensors:

- T sensor: PT100b
- P sensor: MKS baratron
- Mid-IR detector (Vigo)

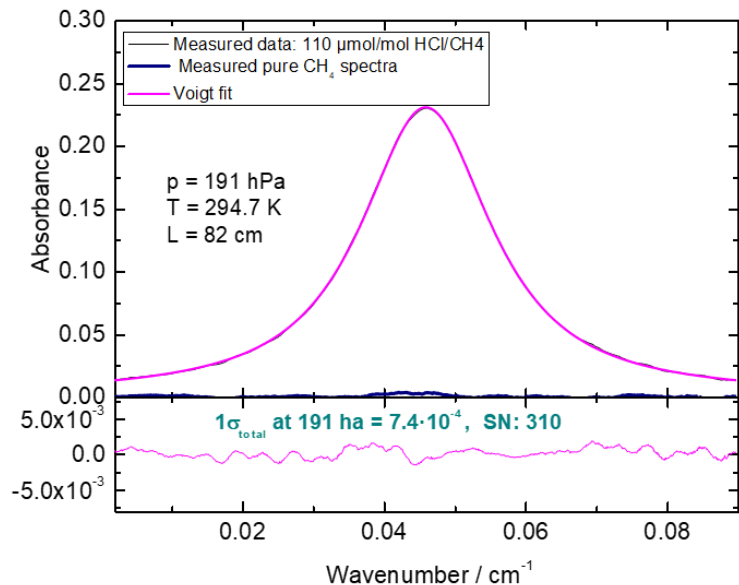


Manufacturers' names are not to advertise them but only to document our instrument's realisation

Li, G., Serdyukov, A., Gisi, M., Werhahn, O., Ebert, V., *JQRST*, 165, 2015

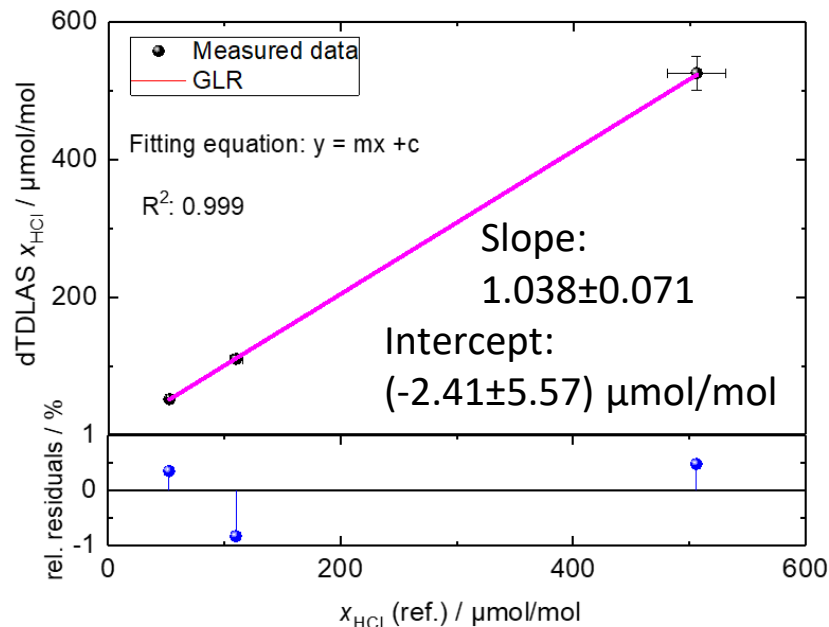
HCl – OGS (energy gas impurity)

Typical HCl dTDLAS signal in CH₄



The detection limit of this HCl-OGS system is 29 nmol/mol at $\Delta t = 54 \text{ s}$

HCl/CH₄: 50-500 $\mu\text{mol/mol}$

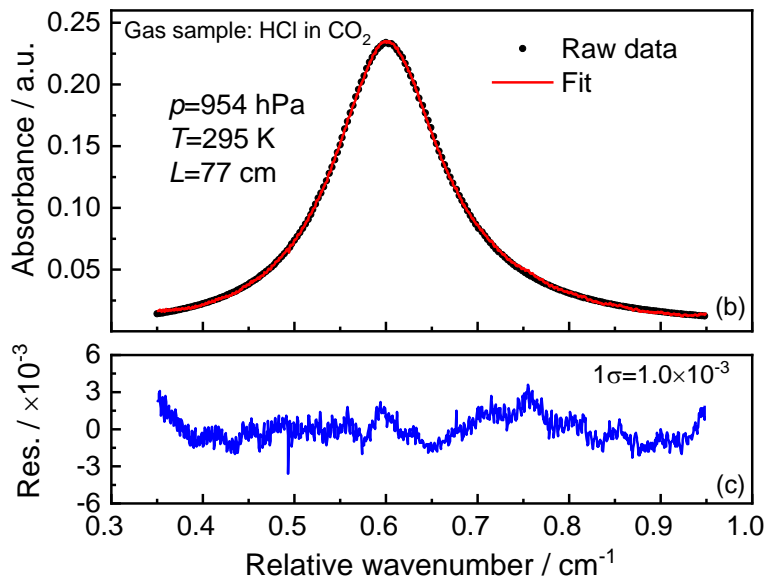


Relative uncertainty of HCl dTDLAS results: 4.6 %, $k = 2$

J. Nwaboh, Z. Qu, B. Buchholz, O. Werhahn and V. Ebert, **OSA 2020 Optical Sensors and Sensing Congress**

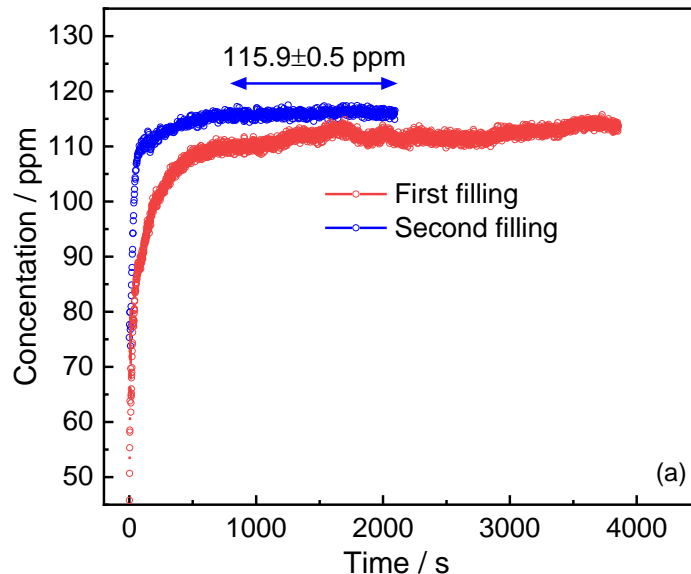
HCl – OGS (industrial emission)

Typical HCl dTDLAS signals in CO₂



Instrument detection limit: $0.02 \mu\text{mol/mol}$ @ 1 s, 1 m
< EU emission limit $1.5 \mu\text{mol/mol}$

Improved system response by passivation

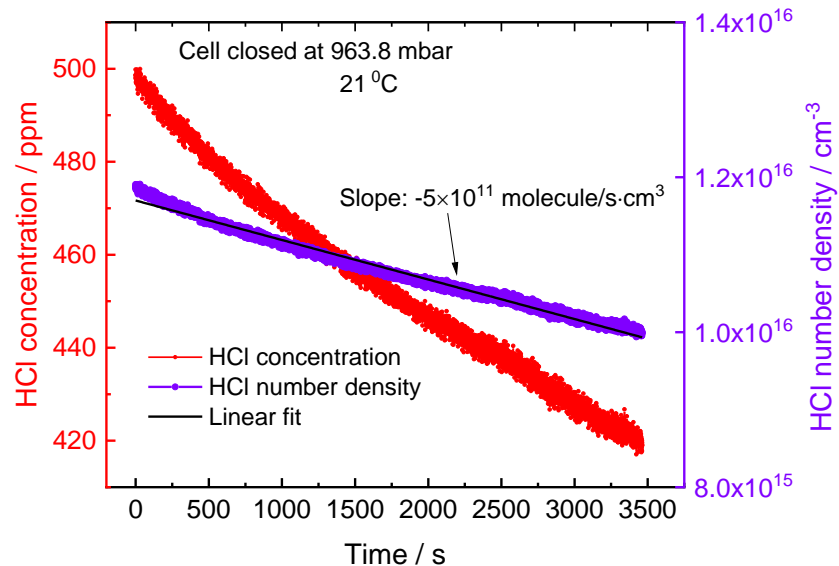


Passivation time more than 1000 s for the first filling
@ instrument inner surface coated !

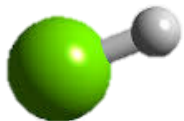
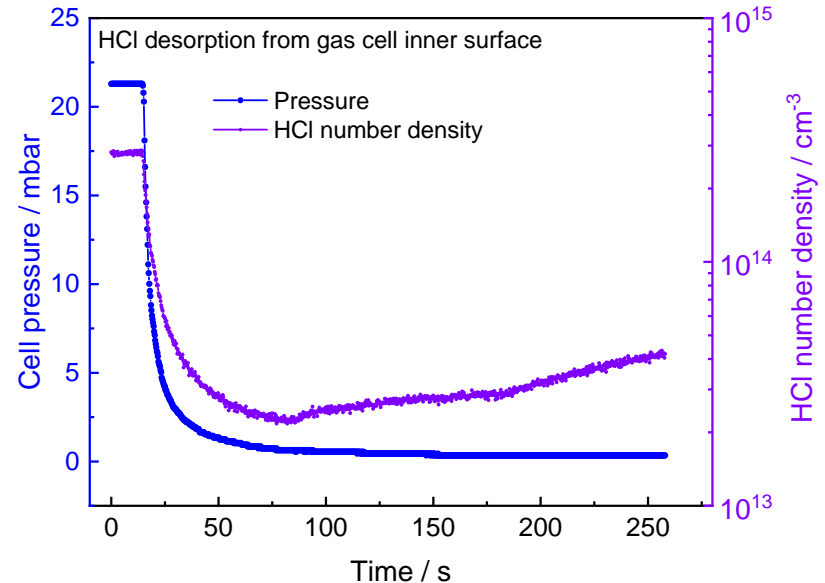
Z. Qu, J. Nwaboh, O. Werhahn and V. Ebert, *Flow, Turbulence and Combustion* 2020 accepted

Absorption/desorption of reactive gas - HCl

HCl gas mixture in closed cell



Evacuation process



System inner surface



„Metrology for Airborne Molecular Contaminations 2“

WP1: Spectroscopy instrumentation

- Develop an OGS system based on a combined dTDLAS/WMS to measure HCl **in cleanrooms (air matrix)**
- Design a bypass calibration system to bridge dTDLAS and WMS techniques
- Target detection of **< 1 nmol/mol (ppb) in 1 minute**



MetAMC2: HCl - OGS

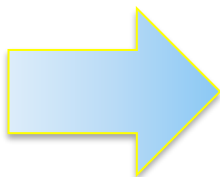
Target: trace HCl in Air (Cleanroom)

Instruments A and B

Single pass cell < 1 m

dTDLAS technique

sub $\mu\text{mol/mol}$ range



Instrument C

Multi pass cell 30 m

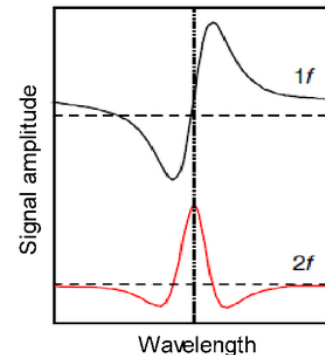
dTDLAS + WMS

sub nmol/mol range

30m Herriott cell from Thorlabs



<https://www.thorlabs.com/thorproduct.cfm?artnumber=HC30L/M-M02#ad-image-0>



WMS: Wavelength Modulation Spectroscopy

- modulation shifts absorption information to harmonics of f_m (extracted via lock-in)
- noise-rejection

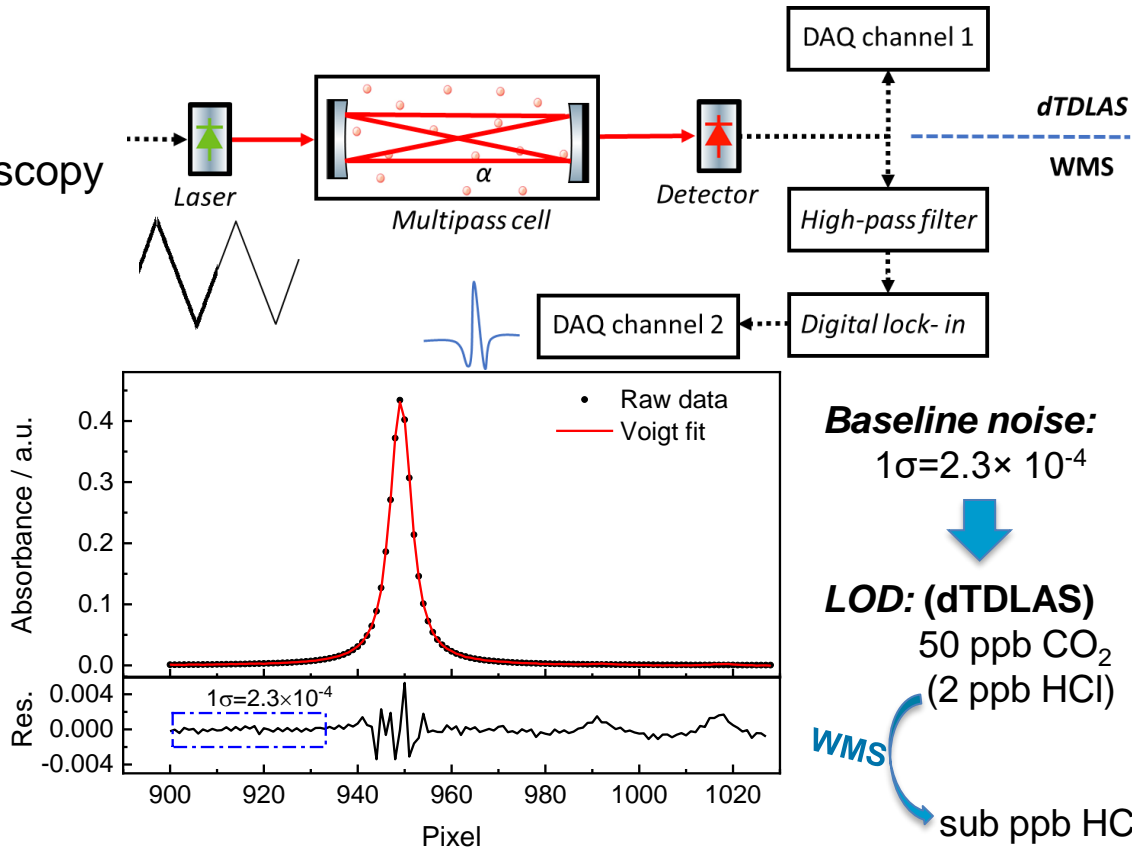
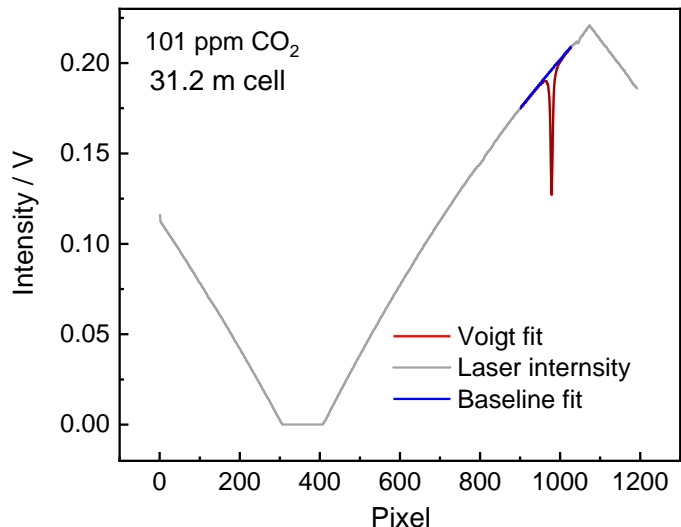
MetAMC2: HCI - OGS

Detection limit improved by:

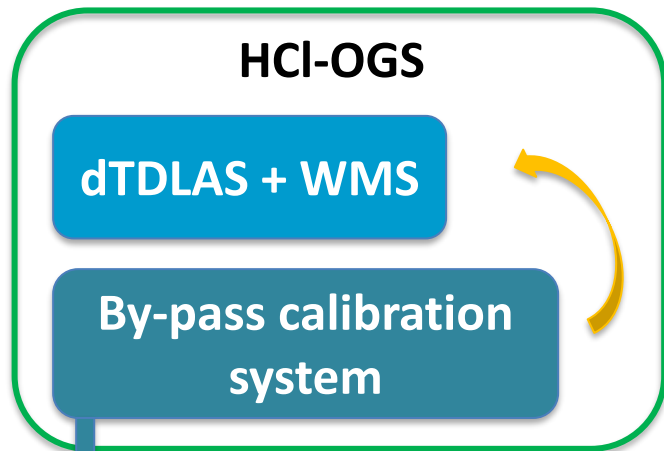
- Multipass gas cell
- Wavelength modulation spectroscopy


dTDLAS here:

- As an OGS to calibrate WMS

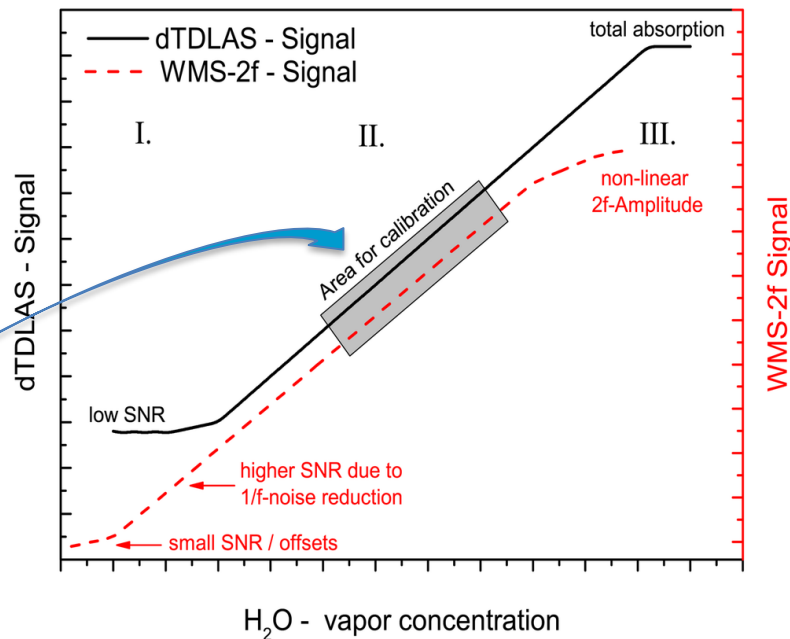


MetAMC2: HCl - in air OGS



 **non-certified** but sufficiently 'high' concentration gas mixture

Dilution device >> multi point calibrations



A. Klein, O. Witzel, V. Ebert. **Sensors** 2014, 14(11)

Summary and outlook

- We presented the concept **dTDLAS based OGS** as calibration-free instrument
- dTDLAS OGS instruments can
 - ✓ serve as **SI-traceable transfer standard** providing **alternative field calibration approach** for sticky/reactive gases;
 - ✓ Complementary to calibration gas concept (CRMs).
 - ✓ dTDLAS OGS instruments can also serve as field **instrument**
- dTDLAS calibrated WMS HCl-OGS: to be compared to **NPL: HCl gas mixtures** + dynamic dilution system.
- EURAMET 1498 **bilateral study with KRISS** on 100 μmol/mol HCl in nitrogen, and CCQM HCl **key comparison** (2021) >> **goal HCl CMC(s)**.

Thanks for your attention!

Acknowledgement



**Physikalisch-Technische Bundesanstalt
Braunschweig and Berlin**

Bundesallee 100
38116 Braunschweig

Zhechao Qu
Telefon: +49 531 592-3112
E-Mail: zhechao.qu@ptb.de

www.ptb.de



The EMPIR initiative is co-funded by the European Union's Horizon 2020 research and innovation programme and the EMPIR Participating States



CLIMATE AND
OCEAN OBSERVATION



Physikalisch-Technische Bundesanstalt
Braunschweig and Berlin
National Metrology Institute

Supplementary

