

# Physikalisch- Technische Bundesanstalt



---

**Guide  
DKD-L 13-2**

**Validation of measurement  
uncertainty budgets**

---

Edition 10/2020

<https://doi.org/10.7795/550.20211118>



	Validation of measurement uncertainty budgets <a href="https://doi.org/10.7795/550.20211118">https://doi.org/10.7795/550.20211118</a>	DKD-L 13-2	
		Edition	10/2020
		Revision:	0
		Page:	2 / 29

## Deutscher Kalibrierdienst (DKD) – German Calibration Service

Since its foundation in 1977, the German Calibration Service has brought together calibration laboratories of industrial enterprises, research institutes, technical authorities, inspection and testing institutes. On 3rd May 2011, the German Calibration Service was reestablished as a *technical body* of PTB and accredited laboratories.

This body is known as *Deutscher Kalibrierdienst* (DKD for short) and is under the direction of PTB. The guidelines and guides developed by DKD represent the state of the art in the respective areas of technical expertise and can be used by the *Deutsche Akkreditierungsstelle GmbH* (the German accreditation body – DAkkS) for the accreditation of calibration laboratories.

The accredited calibration laboratories are now accredited and supervised by DAkkS as legal successor to the DKD. They carry out calibrations of measuring instruments and measuring standards for the measurands and measuring ranges defined during accreditation. The calibration certificates issued by these laboratories prove the traceability to national standards as required by the family of standards DIN EN ISO 9000 and DIN EN ISO/IEC 17025.

### Contact:

Physikalisch-Technische Bundesanstalt (PTB)  
DKD Executive Office  
Bundesallee 100 D-38116 Braunschweig  
P.O. Box 33 45 D-38023 Braunschweig  
Telephone: +49 531 592-8021  
Internet: [www.dkd.eu](http://www.dkd.eu)

	Validation of measurement uncertainty budgets <a href="https://doi.org/10.7795/550.20211118">https://doi.org/10.7795/550.20211118</a>	DKD-L 13-2	
		Edition	10/2020
		Revision:	0
		Page:	3 / 29

*Suggestion for the citation of sources:*

*Guide DKD-L 13-2 Validation of measurement uncertainty budgets, Edition 10/2020, Revision 0, Physikalisch-Technische Bundesanstalt, Braunschweig and Berlin.  
DOI: 10.7795/550.20211118*

This document and all parts contained therein are protected by copyright and are subject to the Creative Commons user license CC by-nc-nd 3.0 (<http://creativecommons.org/licenses/by-nc-nd/3.0/de/>). In this context, “non-commercial” (NC) means that the work may not be disseminated or made publicly accessible for revenue-generating purposes. The commercial use of its contents in calibration laboratories is explicitly allowed.



**Authors:**

- Bernd Pesch, Kalibrierzentrum der Bundeswehr, Mechnich
- Philip Fleischmann, esz AG calibration & metrology, Eichenau
- Dr. Stephan Mieke, Physikalisch-Technische Bundesanstalt (PTB), Berlin
- Dr. Rudolf Frieling, Helmstedt
- Nadine Schiering, Zentrum für Messen und Kalibrieren & ANALYTIK GmbH, Bitterfeld-Wolfen
- Dr.-Ing. Olaf Schnelle-Werner, Zentrum für Messen und Kalibrieren & ANALYTIK GmbH, Bitterfeld-Wolfen
- Horst Rötteken, Göttingen
- Dr. Bernd Schumacher, Physikalisch-Technische Bundesanstalt (PTB), Braunschweig
- Sven Friederici, Physikalisch-Technische Bundesanstalt (PTB), Berlin
- Dr. Torsten Augustin, Deutsche Akkreditierungsstelle GmbH (DAkkS), Berlin
- Dr. Burkhard Peil, Deutsche Akkreditierungsstelle GmbH (DAkkS), Frankfurt
- Dr. Werner Jordan, Munich
- Dr. Barbara Werner, Zentrum für Messen und Kalibrieren & ANALYTIK GmbH, Bitterfeld-Wolfen

Published by the Physikalisch-Technische Bundesanstalt (PTB) for the German Calibration Service (DKD) as result of the cooperation between PTB and the DKD Technical Committee *Measurement Uncertainty*.

	<b>Validation of measurement uncertainty budgets</b> <a href="https://doi.org/10.7795/550.20211118">https://doi.org/10.7795/550.20211118</a>	DKD-L 13-2	
		Edition	10/2020
		Revision:	0
		Page:	4 / 29

## Table of contents

1	Purpose and scope of application.....	5
2	List of symbols, designations and abbreviations.....	6
3	General .....	9
3.1	Overview of the validation criteria .....	9
3.2	Basic principles .....	11
3.3	Normative principles .....	12
3.4	Comments on how to use the checklist .....	12
3.5	Example: Question concerning the general section (document header).....	12
4	Checklist for the validation of the best measurement uncertainty .....	14
4.1	Formal inspections.....	14
4.2	Measurand .....	15
4.3	Measuring process.....	15
4.4	Measuring equipment .....	16
4.5	Modelling.....	17
4.6	Sensitivity coefficients.....	18
4.7	Analysis of the measurement uncertainty.....	18
4.8	Correlations.....	20
4.9	Creation of the measurement uncertainty budget.....	20
4.10	Verification of the effective degrees of freedom .....	21
4.11	Presentation of results .....	21
5	Checklist for the validation of the measurement uncertainty of an actual measurement (further requirements) .....	22
5.1	Formal examinations.....	22
5.2	Measurand .....	22
5.3	Measuring process.....	23
5.4	Measuring equipment .....	23
5.5	Modelling.....	23
5.6	Sensitivity coefficients.....	23
5.7	Analysis of the measurement uncertainty.....	23
5.8	Correlations.....	24
5.9	Creation of the measurement uncertainty budget.....	24
5.10	Verifying the effective degrees of freedom .....	24
5.11	Verification of the stated uncertainty.....	25
6	Appendix .....	26
6.1	Bibliography .....	26
6.2	Index .....	27

	Validation of measurement uncertainty budgets <a href="https://doi.org/10.7795/550.20211118">https://doi.org/10.7795/550.20211118</a>	DKD-L 13-2	
		Edition	10/2020
		Revision:	0
		Page:	5 / 29

## Foreword

DKD guides are recommendations on technical issues arising from the practical work in accredited calibration laboratories. The guides describe procedures which may serve the accredited calibration laboratories as model for defining internal processes and regulations. DKD guides may become an essential component of quality management manuals of calibration laboratories. The implementation of the guidelines will help to incorporate the state of the art in the respective field into laboratory practice. Thus, a standardization of procedures as well as an increased efficiency in the work of calibration laboratories shall be achieved.

DKD guides should not impede the further development of calibration procedures and processes. Deviations from guidelines as well as new procedures are permitted if there are technical reasons to support this action

The present guide was prepared by the Technical Committee *Measurement Uncertainty* and approved by the Board of the DKD.

## 1 Purpose and scope of application

This Guide is a tool for the validation of determined measurement uncertainties.

It takes into account the determination of the smallest measurement uncertainty to be specified (best measurement uncertainty in the frame of the CMC<sup>1</sup>) as well as the representation of the measurement uncertainty assigned to an actual measurement, which is to be stated in test or calibration certificates.

The Guide is intended for calibration and testing laboratories as well as for people preparing measurement uncertainty documentations (management documents). It shows the information to be provided when determining measurement uncertainties. Application-specific particularities that go beyond or deviate from general metrological requirements are addressed by way of example in the checklist.

This Guide has been developed in form of a checklist to provide an opportunity for carefully examining the available information, based on the questions asked.

The validation of procedures, quality-relevant documents, work aids and software prior to their release and application is a fundamental requirement of all QM systems. Validations must be documented. The checklist provided by this Guide may constitute such a proof of validation for measurement uncertainties.

If a laboratory deals with more than one measurand, a separate checklist for each measurand according to this Guide should be available.

---

<sup>1</sup> CMC = Calibration and measurement capability, see EN ISO/IEC 17011:2017, 7.8.3 c) and EA-4/02 M: 2013, Appendix B, B2.

	Validation of measurement uncertainty budgets <a href="https://doi.org/10.7795/550.20211118">https://doi.org/10.7795/550.20211118</a>	DKD-L 13-2	
		Edition	10/2020
		Revision:	0
		Page:	6 / 29

## 2 List of symbols, designations and abbreviations

Metrological symbols and formula symbols	
Symbol, designation or abbreviation	Definition
Output quantity	Result of a measurement uncertainty budget or a calculation (of a result).
$c_i$	Sensitivity coefficient. In many cases, $c_i$ is a dimensionless multiplier. However, physical units are also possible.
DAkkS	Deutsche Akkreditierungsstelle GmbH (German Accreditation Body)
Effective degrees of freedom	<p>Formula symbol <math>\nu_{\text{eff}}</math> (Greek: “ny”). In general, the <math>t</math>-distribution will not describe the distribution of the variable <math>(y - Y)/u_c(y)</math> if <math>u_c^2(y)</math> is the sum of two or more estimated variance components, even if each <math>x_i</math> is the estimate of a normally distributed input quantity <math>X_i</math>. However, the distribution of that variable may be approximated by a <math>t</math>-distribution with an effective degrees of freedom <math>\nu_{\text{eff}}</math> obtained from the Welch-Satterthwaite formula:</p> $\nu_{\text{eff}} = \frac{u^4}{\sum_{i=1}^n \frac{u_i^4(y_i)}{\nu_i}}$ <p>With <math>n</math> being the number of uncertainty contributions considered, <math>u_i</math> the respective uncertainty contribution in the measurement uncertainty budget, <math>\nu_i</math> the degrees of freedom of the respective uncertainty contribution, <math>u</math> (without index) the calculated measurement uncertainty of the result, without coverage factor.</p> <p style="text-align: right;">→ JCGM 100:2008, [1], section G.4</p>
Influence quantity	Quantity that is not the measurand but that affects the result of the measurement and whose value cannot be exactly specified.  → JCGM 100:2008, [1], B.2.10 → VIM3, [2], 2.52
Sensitivity coefficient	<p>The sensitivity coefficients show the sensitivity by which the result of a measurement will depend on an influence quantity. They result from the model equation by partial derivation according to the respective influence quantities. The sensitivity coefficient is determined as follows:</p> $c_i = \frac{\partial f(x)}{\partial x_i}$ <p>With: <math>c_i</math> being the sensitivity coefficient of the influence quantity <math>x_i</math></p>

Symbol, designation or abbreviation	Definition
Coverage factor	<p>Formula symbol <math>k</math>. numerical factor used as a multiplier of the combined standard uncertainty in order to obtain an expanded uncertainty.</p> <p style="text-align: right;">→ According to JCGM 100:2008 [1], 2.3.6</p>
$k$	→ Coverage factor.
Best measurement uncertainty	<p>Smallest uncertainty of measurement that can be expected to be achieved by a laboratory for a specific quantity within its scope of accreditation (Calibration and measurement capability, CMC) under ideal measurement conditions.</p> <p style="text-align: right;">→ EA-4/02 M: 2013 [3], Appendix B, B2</p>
MCS	Monte Carlo simulation
Measurement uncertainty contribution	Numerical portion of the influence of a measurement uncertainty on a measurement result within the scope of the uncertainty budget.
Uncertainty budget	<p>Statement of a measurement uncertainty, of the components of that measurement uncertainty, and of their calculation and combination.</p> <p>Note: An uncertainty budget should include the measurement model, estimates, and measurement uncertainties associated with the quantities in the measurement model, covariances, type of applied probability density functions, degrees of freedom, type of evaluation of measurement uncertainty, and any coverage factor.</p> <p style="text-align: right;">→ VIM, 3rd edition, section 2.33</p>
Influence of the measurement uncertainty	An influence causing a measurement error with statistical probability.
n/a	The abbreviation is used with two different meanings: “not applicable” or “not available”.
PDF	Probability density function. Mathematical term used to describe the possible values of the quantity characterized by this function, e. g. the measurement result.
$u$ $u(x_i)$	Formula symbol for the standard measurement uncertainty (also: standard uncertainty) associated with the estimated value of the measurand $x_i$ (influence quantity). Same physical unit as the measurand.

	<b>Validation of measurement uncertainty budgets</b> <a href="https://doi.org/10.7795/550.20211118">https://doi.org/10.7795/550.20211118</a>	DKD-L 13-2	
		Edition	10/2020
		Revision:	0
		Page:	8 / 29

Symbol, designation or abbreviation	Definition
$U$ $U(y)$ $U_{0,95}$	<p>Formula symbol for the expanded measurement uncertainty associated with the estimated value of the measurand <math>y</math>, that is to say, the result.</p> <p>An index value (in this case 0.95 for 95 %) can be assigned to the formula symbol of the expanded measurement uncertainty. This index value represents the coverage probability.</p>
Validation	<p>The verification of the procedure for determining a measurement uncertainty has been defined in accordance with the term “<i>validation</i>” pursuant to JCGM 200:2012 (VIM) [2], 2.45. Accordingly, the validation is a verification in which a fact is checked with regard to an intended use.</p> <p style="text-align: right;">→ JCGM 200:2012 (VIM) [2], 2.45</p>
$w$ $x(x_i)$	<p>Formula symbol for the relative standard uncertainty attributed to the estimated value of the measurand <math>x_i</math> (influence quantity).</p>
$W$ $W(y)$ $W_{0,95}$	<p>Formula symbol for the relative expanded measurement uncertainty associated with the estimated value of the measurand <math>y</math>, i. e. the result.</p> <p>An index value (in this case 0.95 for 95 %) can be assigned to the formula symbol of the expanded measurement uncertainty. This index value indicates the coverage probability (or: the degree of confidence).</p>

**Table 1:** Metrological symbols and formula symbols




### 3 General

#### 3.1 Overview of the validation criteria

##### 3.1.1 Criteria regarding the best measurement uncertainty

4.1.1	Denomination and identification of a document for calculating the measurement uncertainty.....	14
4.1.2	Designations used .....	14
4.1.3	Abbreviations .....	15
4.1.4	Formula symbols.....	15
4.2.1	Definition of the measurand .....	15
4.3.1	Description of the measuring process.....	15
4.3.2	Requirements concerning the measuring process .....	16
4.3.3	Limitations of the measurement process .....	16
4.3.4	Process equation .....	16
4.4.1	Requirements for measuring equipment and measuring devices .....	16
4.4.2	Metrological traceability .....	16
4.4.3	Measuring equipment for monitoring measurement or ambient conditions.....	17
4.4.4	Validation of the software used.....	17
4.4.5	Representation of the measuring arrangement .....	17
4.5.1	Model equation.....	17
4.5.2	Linearization of the model.....	17
4.5.3	Separation of the influence quantities.....	18
4.5.4	Requirements for the application of sub-models .....	18
4.6.1	Determination of the sensitivity coefficients .....	18
4.7.1	Relevant influences.....	18
4.7.2	Probability density function .....	19
4.7.3	Assumptions on influencing quantities.....	19
4.7.4	Properties of the device under test .....	19
4.7.5	External evaluations.....	19
4.7.6	Conversion factors and constants.....	19
4.8.1	Determination of correlations .....	20
4.9.1	Contributions with correct units.....	20
4.9.2	Presentation of the uncertainty budget in tabular form .....	20
4.9.3	Use of the units .....	20
4.10.1	Verifying the effective degrees of freedom .....	21
4.11.1	Presentation of the result .....	21
4.11.2	Quantity equations instead of numerical value equations .....	21

	<b>Validation of measurement uncertainty budgets</b> <a href="https://doi.org/10.7795/550.20211118">https://doi.org/10.7795/550.20211118</a>		DKD-L 13-2	
			Edition	10/2020
			Revision:	0
			Page:	10 / 29

3.1.2 Additional criteria for the measurement uncertainty of an actual measurement

5.1.1	Designation and identification .....	<b>22</b>
5.3.1	Exceeding limit values .....	<b>23</b>
5.4.1	Requirements for measuring equipment and devices .....	<b>23</b>
5.11.1	Complete presentation of results .....	<b>25</b>
5.11.2	Reference to the calculation basis .....	<b>25</b>
5.11.3	Recording of readings.....	<b>25</b>
5.11.4	Validated calculations .....	<b>25</b>
5.11.5	Reference to the best measurement uncertainty .....	<b>26</b>

	Validation of measurement uncertainty budgets <a href="https://doi.org/10.7795/550.20211118">https://doi.org/10.7795/550.20211118</a>	DKD-L 13-2	
		Edition	10/2020
		Revision:	0
		Page:	11 / 29

## 3.2 Basic principles

### 3.2.1 Objectives

The following distinctions must be made when determining the measurement uncertainty:

- **Best measurement uncertainty:** It depends on the requirements to be fulfilled, for example, as proof of competence of the calibration or testing laboratories during accreditations. This is where the potential of the laboratory is demonstrated: the routine calibration of real, high-quality measuring instruments under optimal conditions and by applying the methods commonly used in the laboratory<sup>2</sup>.

→EA-4/02 M: 2013 [3], Appendix A

The laboratory's documentation on the measurement uncertainty must be available, and fully comprehensible to outsiders.

Checklist to be used → Section 4, "Checklist for the validation of the best measurement uncertainty", page 14

- **Measurement uncertainty attributed to an actual measurement value:** This quantity describes the measurement uncertainty to be determined within the scope of practical measurements, as stated in calibration certificates or test reports.
  - If necessary, it must be possible to establish the traceability of the uncertainty determination from recordings of the measured value. The calculation methods are to be documented in a suitable place as, for example, in procedure or process descriptions.
  - It is assumed that the best measurement uncertainty for the measured variable has already been determined – or a comparable consideration is available – so that the representation of the actual measurement uncertainty only requires adjustments to the current measurement.

The influence quantities taken into account must also be documented in a practice-oriented manner, for example by way of measurement reports or measurement data files or descriptions of the measurement setup.

→ DIN EN ISO/IEC 17025:2018 [4], 7.5.1
- Checklist to be used → Section 5, "Checklist for the validation of the best measurement uncertainty (further requirements)", page 22.

### 3.2.2 Methods of evaluation

Moreover, the different methods by which the measurement uncertainty can be evaluated must be taken into account, such as:

<sup>2</sup> However, this does not exclude the possibility that a laboratory may achieve lower uncertainties by using different methods. Given that these services cannot be routinely offered to customers, they are not covered by the definition of *best measurement uncertainty* (smallest uncertainty to be specified).

	Validation of measurement uncertainty budgets <a href="https://doi.org/10.7795/550.20211118">https://doi.org/10.7795/550.20211118</a>	DKD-L 13-2	
		Edition	10/2020
		Revision:	0
		Page:	12 / 29

- GUM Framework, according to JCGM 100:2008 [1]
- Vector/matrix form for multidimensional output quantities, as shown in JCGM 102:2009 [5]
- Monte Carlo Simulation (MCS) according to JCGM 101:2008 [6]
- Comparative investigations by means of other measuring devices and transfer to the measurement task under consideration

The questions in the checklist are kept general; this way they can be used – to a great extent – regardless of the adopted procedure. Specific requirements that differ from general metrological requirements are shown in rectangular brackets [...].

### 3.2.3 Liability

The checklist is non-binding. It is a recommendation. However, various contents are elementary for the verifiability of the measurement uncertainty and should be available. It is usually assumed that a laboratory seeking a DAkkS<sup>3</sup> accreditation fulfils these requirements.

## 3.3 Normative principles

### 3.3.1 Validation

The verification of the procedure for determining a measurement uncertainty has been defined according to the term “*validation*” pursuant to JCGM 200:2012 (VIM) [2], 2.45<sup>4</sup>.

→ JCGM 200:2012 (VIM) [2], 2.45

→ DIN EN ISO/IEC 17025:2018 [4], 7.2

This checklist also contains cross-references to standards which do not necessarily form the basis for accreditation but are helpful when formulating certain points<sup>5</sup>. The checklist presented here may serve as proof of validation for measurement uncertainties.

→ DIN EN ISO/IEC 17025:2018 [4], 7.2

→ DIN EN ISO 9001:2015 [7], 8.3.4.d

### 3.4 Comments on how to use the checklist

The checklist is only valid for one measurand at a time. If several measured variables are to be considered, an individual evaluation for each measurand is recommended.

### 3.5 Example: Question concerning the general section (document header)

<sup>3</sup> DAkkS: Deutsche Akkreditierungsstelle GmbH (German Accreditation Body)

<sup>4</sup> Hence, a validation is a verification in which a given issue is checked with regard to its intended use.



<sup>5</sup> For instance, reference is made to the “QM standard” DIN EN ISO 9001:2008, regardless of whether a laboratory is certified according to this standard.

	<b>Validation of measurement uncertainty budgets</b> <a href="https://doi.org/10.7795/550.20211118">https://doi.org/10.7795/550.20211118</a>	DKD-L 13-2	
		Edition	10/2020
		Revision:	0
		Page:	13 / 29

The document presenting the measurement uncertainty must be clearly identifiable.

→ DIN EN ISO/IEC 17025:2018 [4], 7.11, 8.3

→ DIN EN ISO 9001 [7], 4.2.3




Name of the document	<i>Appendix Measurement Uncertainty concerning working instruction WI-02/22, rev. 2.2</i>		
Designation of the measurand	<i>Rectangularity of material measures</i>		
Version	<i>2.2</i>		
Release date	<i>1.9.2008</i>		
Issued by (Name)	<i>Meier, Laboratory</i>		
Approved by (Name)	<i>Schmitt, Head of Laboratory</i>		
Evaluation	<i>All necessary information available.</i>		

- “Criterion fulfilled” (☺) is to be selected if the degree of compliance with the criterion does not require further improvement. The criterion does not necessarily have to be 100 % fulfilled, but the main aspects must be complied with.
- “Criterion partly fulfilled” (☹) means that, in principle, the criterion is being implemented, but potential for improvement has been identified.
- “Criterion not fulfilled” (⊗) indicates that there is no compliance with the criterion.
- If an option does not apply, you can enter “not applicable” or “n/a” under “Evaluation”.
- If reworking is recommended, a corresponding recommendation can be made under “Evaluation”.




#### 4 Checklist for the validation of the best measurement uncertainty

##### 4.1 Formal inspections

##### 4.1.1 Denomination and identification of a document for calculating the measurement uncertainty




<p>If there is a separate document for the documentation of the measurement uncertainty, it must be clearly identifiable.</p> <p style="text-align: right;">→ DIN EN ISO/IEC 17025:2018 [4], 7.11, 8.3 → DIN EN ISO 9001 [7], A.6</p>				
Name of the document				
Designation of the measurand				
Version				
Release date				
Issued by (Name)				
Approved by (Name)				
Evaluation				

##### 4.1.2 Designations used




<p>The designations used in the document must be unambiguous and must not be in contradiction to normatively regulated designations.</p>				
Evaluation				

	Validation of measurement uncertainty budgets <a href="https://doi.org/10.7795/550.20211118">https://doi.org/10.7795/550.20211118</a>	DKD-L 13-2	
		Edition	10/2020
		Revision:	0
		Page:	15 / 29

#### 4.1.3 Abbreviations




All (metrological) abbreviations used must be defined in a QM-monitored document and must be easy to find.				
Evaluation				

#### 4.1.4 Formula symbols

Physical quantities are represented by formula symbols. These must be unambiguous. In the case of self-explanatory formula symbols <sup>6</sup> or those explained in the text, a definition is not required.  → Table 1, “Metrological symbols and formula symbols”, page 8				
Evaluation				




### 4.2 Measurand

#### 4.2.1 Definition of the measurand

The measurand must be clearly defined.				
Evaluation				




### 4.3 Measuring process

#### 4.3.1 Description of the measuring process




The measurement process and procedure must be described in a comprehensible manner.				
Evaluation				

<sup>6</sup> Formula symbols are self-explanatory if it is directly and unambiguously recognisable which quantity is meant. If necessary, the unambiguity is given by the context. Example: “A time interval of  $t = 10$  s is read”. In this example,  $t$  is directly assigned to a time interval and is thus unambiguously defined.




#### 4.3.2 Requirements concerning the measuring process

Relevant specifications under which a measurement is to be performed must be defined and documented. The specifications may be required, for example, by the client or by the laboratory itself.				
Evaluation				

#### 4.3.3 Limitations of the measurement process




Limit values which have to be observed during measurement in order to ensure the validity of the determined measurement uncertainty must be defined at a suitable point.				
Evaluation				

#### 4.3.4 Process equation




Before establishing the model equation, the measurement process should be considered and described in terms of its physical relationships. This should be done using a mathematical expression, using a process equation <sup>7</sup> .				
Evaluation				

### 4.4 Measuring equipment

#### 4.4.1 Requirements for measuring equipment and measuring devices

The standards, measuring equipment and auxiliary means planned for the measurement must be clearly described.				
Evaluation				

#### 4.4.2 Metrological traceability

The metrological traceability of all measuring equipment and auxiliary means used is to be documented in a suitable place whenever it is to be assumed that they have an influence on the measurand or the measurement uncertainty.				
Evaluation				

<sup>7</sup> The use of a process equation is not illustrated in JCGM 100:2008. It is used to mathematically describe the measurement process. Its establishment is recommended for preparing the model equation.



	<p style="text-align: center;">Validation of measurement uncertainty budgets</p> <p style="text-align: center;"><a href="https://doi.org/10.7795/550.20211118">https://doi.org/10.7795/550.20211118</a></p>	DKD-L 13-2	
		Edition	10/2020
		Revision:	0
		Page:	17 / 29




#### 4.4.3 Measuring equipment for monitoring measurement or ambient conditions

(Secondary) measuring equipment used for monitoring measurement or ambient conditions shall be subject to the same conditions as those specified in 4.4.1 and 4.4.2.

Evaluation				
------------	--	---	---	---




#### 4.4.4 Validation of the software used

Software used for the determination of the measurand or the measurement uncertainty must be validated.  
 → “Validation” in Table 1, “Metrological symbols and formula symbol”, page 8  
 → DIN EN ISO/IEC 17025:2018 [4], 7.2.1, 7.2.2

Evaluation				
------------	--	---	---	---

#### 4.4.5 Representation of the measuring arrangement




A clear representation of the measuring arrangement in pictorial, graphic or written form must be available.

Evaluation				
------------	--	---	---	---

### 4.5 Modelling

#### 4.5.1 Model equation




A model equation (measurement model) has to be established. In addition to the components of the process equation, the model equation contains all known influence quantities.


Evaluation				
------------	--	---	---	---

#### 4.5.2 Linearization of the model




The model equation must be sufficiently linear and continuously differentiable (at least at the measuring point).

If the model equation is not linear, this must be taken into account by suitable mathematical methods (keywords: linearization, Taylor series expansion, MCS).




Evaluation				
------------	--	---	---	---

	<p style="text-align: center;">Validation of measurement uncertainty budgets</p> <p style="text-align: center;"><a href="https://doi.org/10.7795/550.20211118">https://doi.org/10.7795/550.20211118</a></p>	DKD-L 13-2	
		Edition	10/2020
		Revision:	0
		Page:	18 / 29

#### 4.5.3 Separation of the influence quantities




The model must clearly show which influence quantities are taken into account and how they contribute to the measurement result.				
Evaluation				

#### 4.5.4 Requirements for the application of sub-models

In principle, the use of sub-models is permitted. However, it must be checked and ensured that there are no correlations of influence quantities in different sub-models.				
Evaluation				




#### 4.6 Sensitivity coefficients


##### 4.6.1 Determination of the sensitivity coefficients

Where sensitivity coefficients have been determined by partial derivation, the correctness of the derivation has to be confirmed. If sensitivity coefficients have been determined by other numerical methods (e. g. approximations or estimates), the validity of the determination method must be checked.				
Method used	<input type="checkbox"/> Partial derivation	<input type="checkbox"/> Numerical approximation	<input type="checkbox"/> Does not apply (e. g. in case of the Monte Carlo Simulation)	
Evaluation				




#### 4.7 Analysis of the measurement uncertainty

##### 4.7.1 Relevant influences




All relevant uncertainty influences must be recorded. Known or neglected influences must be named and the reasons for not being taken into account must be stated. → DIN EN ISO/IEC 17025:2018 [4], 7.6.1				
Evaluation				

	Validation of measurement uncertainty budgets <a href="https://doi.org/10.7795/550.20211118">https://doi.org/10.7795/550.20211118</a>	DKD-L 13-2		
		Edition	10/2020	
		Revision:	0	
		Page:	19 / 29	




#### 4.7.2 Probability density function

Assigning the probability density function (PDF <sup>8</sup> ) to an influence quantity must be plausible.				
Evaluation				




#### 4.7.3 Assumptions on influencing quantities

Estimates of influence quantities must be based on reasonable assumptions and documented.				
Evaluation				




#### 4.7.4 Properties of the device under test

The properties of the device under test are to be taken into account when establishing the model equation.				
Evaluation				

#### 4.7.5 External evaluations

If the evaluation of influence quantities is based on external opinions (e. g. expert opinions), the source of information must be stated.				
Evaluation				

#### 4.7.6 Conversion factors and constants




Conversion factors and constants must be considered as possible influence quantities.				
Evaluation				

<sup>8</sup> In English, the probability density function is abbreviated as PDF.

## 4.8 Correlations

### 4.8.1 Determination of correlations




If there is reason to suspect that there is a correlation between influence quantities, the correlation is to be determined and included in the uncertainty budget. Even if no correlations are found, it is useful to indicate that the matter has been examined.

Are there any correlations?	<input type="checkbox"/> Yes / <input type="checkbox"/> No			
Evaluation				

## 4.9 Creation of the measurement uncertainty budget




### 4.9.1 Contributions with correct units

The measurement uncertainty budget must be physically and mathematically correct.

Evaluation				
------------	--	---	---	---

### 4.9.2 Presentation of the uncertainty budget in tabular form

Where the entries in the uncertainty budget are not self-explanatory, a clear description of the contents is required. The calculation steps used must unambiguous, leaving no room for interpretation.




Evaluation				
------------	--	---	---	---

### 4.9.3 Use of the units

The measurement uncertainty is stated either in relation to the measurand or in the unit of the measurand. The use of the SI or of legally regulated units is recommended.

→ Units and Time Act (law on units in metrology) [8]

→ Regulation on units [9]




Evaluation				
------------	--	---	---	---

#### 4.10 Verification of the effective degrees of freedom

##### 4.10.1 Verifying the effective degrees of freedom




If the determined measurement uncertainty has an effective degrees of freedom greater than fifty, the coverage factor  $k = 2$  can be applied without further testing to achieve a coverage probability of approximately 95 %. Otherwise, a larger coverage factor must be applied according to the Student Table ( $t$ -distribution, see Appendix E in EA-4/02 M: 2013).

**[MCS: Not applicable when using Monte Carlo simulation.]**




Have the degrees of freedom been determined?	<input type="checkbox"/> Yes / <input type="checkbox"/> No			
Effective degrees of freedom higher than 50?	<input type="checkbox"/> Yes / <input type="checkbox"/> No			
Evaluation				

#### 4.11 Presentation of results

##### 4.11.1 Presentation of the result

<p>The expanded uncertainty is to be indicated as a positive quantity value with an associated coverage factor and a coverage probability.</p> <p><i>Usually, the expanded uncertainty is rounded to two significant digits.</i></p>				
Evaluation				

##### 4.11.2 Quantity equations instead of numerical value equations




<p>Where measurement uncertainties are expressed by equations, quantity equations instead of numerical equations are to be used.</p>				
Evaluation				

	<b>Validation of measurement uncertainty budgets</b> <a href="https://doi.org/10.7795/550.20211118">https://doi.org/10.7795/550.20211118</a>	DKD-L 13-2	
		Edition	10/2020
		Revision:	0
		Page:	22 / 29

## 5 Checklist for the validation of the measurement uncertainty of an actual measurement (further requirements)

### 5.1 Formal examinations


#### 5.1.1 Designation and identification

<p>The determination of the measurement uncertainty is described in the following document. Alternatively, a validated and traceable spreadsheet (or similar) can be named.</p> <p style="text-align: right;">→ DIN EN ISO/IEC 17025:2018 [4], 7.11, 8.3 → DIN EN ISO 9001 [7], 4.2.3</p>				
Name of the document or file				
Designation of the measurand				
Version				
Release date				
Issued by				
Approved by (Name)				
Evaluation				

### 5.2 Measurand

The questions concerning the best measurement uncertainty apply.




→ Section 4.2, page 15

	<p style="text-align: center;">Validation of measurement uncertainty budgets</p> <p style="text-align: center;"><a href="https://doi.org/10.7795/550.20211118">https://doi.org/10.7795/550.20211118</a></p>	DKD-L 13-2	
		Edition	10/2020
		Revision:	0
		Page:	23 / 29

### 5.3 Measuring process

#### 5.3.1 Exceeding limit values




If limit values originally defined for the measurement process are exceeded, the effects of exceeding the limit values must be investigated and, if necessary, adequately considered as part of the measurement uncertainty budget.

Evaluation				
------------	--	---	---	---

### 5.4 Measuring equipment




#### 5.4.1 Requirements for measuring equipment and devices

It is assumed that all standards, measuring devices and auxiliary means intended to be used for the measuring process have actually been used. Should this not be the case, it must be examined whether the change of measuring equipment affects the measurement uncertainty and if so, whether this must be taken into account.

Evaluation				
------------	--	---	---	---

### 5.5 Modelling

Actual measurements do not require a new model, provided that the model from the determination of best measurement uncertainty (→ Section 4.5, page 17) can be adopted and that this model is referred to.




Evaluation				
------------	--	---	---	---


### 5.6 Sensitivity coefficients

→ Section 4.6 applies accordingly.

### 5.7 Analysis of the measurement uncertainty

It has to be checked whether the model used to determine the best measurement uncertainty can also be used for an actually determined measurement uncertainty. Deviations between the two models are to be examined.

Evaluation				
------------	--	---	---	---




	Validation of measurement uncertainty budgets <a href="https://doi.org/10.7795/550.20211118">https://doi.org/10.7795/550.20211118</a>	DKD-L 13-2	
		Edition	10/2020
		Revision:	0
		Page:	24 / 29

### 5.8 Correlations

The question in → Section 4.8.1, “Determination of correlations”, page 20, applies accordingly. The references mentioned there are also referred to.

### 5.9 Creation of the measurement uncertainty budget

Not required for actual measurements because usually reference can be made to the budget best measurement uncertainty for this measurand according to → Section 4.9, page 20. Otherwise, a new uncertainty budget has to be prepared.




Evaluation				
------------	--	---	---	---

### 5.10 Verifying the effective degrees of freedom


If the determined measurement uncertainty has an effective degrees of freedom greater than fifty, the coverage factor  $k = 2$  can be applied without further testing to achieve a coverage probability of approximately 95 %. Otherwise, a larger coverage factor must be applied according to the Student Table ( $t$ -distribution, see Appendix E in EA-4/02 M: 2013).

**[GUM Framework:** *If the modelling of the task allows to rule out in advance the possibility that the degrees of freedom of a result can be assumed to be in the order of  $\nu_{\text{eff}} = 50$  or smaller, there is no need for verification]*

**[MCS:** *Not applicable when using Monte Carlo simulation.*]

Have the degrees of freedom been determined?	<input type="checkbox"/> Yes / <input type="checkbox"/> Non			
Degrees of freedom higher than 50?	<input type="checkbox"/> Yes / <input type="checkbox"/> No			
Evaluation				






	<p style="text-align: center;">Validation of measurement uncertainty budgets</p> <p style="text-align: center;"><a href="https://doi.org/10.7795/550.20211118">https://doi.org/10.7795/550.20211118</a></p>	DKD-L 13-2		
		Edition	10/2020	
		Revision:	0	
		Page:	25 / 29	

## 5.11 Verification of the stated uncertainty




### 5.11.1 Complete presentation of results

When presenting measurement results, they must be stated in full, i. e. including the associated measurement uncertainty.

Evaluation				
------------	--	---	---	---

### 5.11.2 Reference to the calculation basis




When stating measurement uncertainties, an indication as to where information on the determination of these values can be found.

Evaluation				
------------	--	---	---	---

### 5.11.3 Recording of readings

The readings used to determine the measurement uncertainty (determined numerical values) must be documented as raw data.

→ DIN EN ISO/IEC 17025:2018 [4], 7.5.1

Evaluation				
------------	--	---	---	---




### 5.11.4 Validated calculations


The software used must be validated. Proof of validation must be provided and documented as required by the QM system.

→ Entry and definition "Validation" in Table 1, "Metrological symbols and formula symbol", page 8




→ DIN EN ISO 9001:2008 [7], 7.5.2

→ DIN EN ISO/IEC 17025:2018 [4], 7.2, 7.11

Evaluation				
------------	--	---	---	---

	Validation of measurement uncertainty budgets <a href="https://doi.org/10.7795/550.20211118">https://doi.org/10.7795/550.20211118</a>	DKD-L 13-2	
		Edition	10/2020
		Revision:	0
		Page:	26 / 29

### 5.11.5 Reference to the best measurement uncertainty

If the laboratory is accredited for the measurand, the stated uncertainty must not be smaller than the best measurement uncertainty. → EA-4/02 M: 2013 Appendix A [3]				
Evaluation				

## 6 Appendix

### 6.1 Bibliography

- [1] Joint Committee for Guides in Metrology, JCGM 100:2008 Evaluation of measurement data - Guide to the expression of uncertainty in metrology, Paris: BIPM, 2008.
- [2] Joint Committee for Guides in Metrology, „JCGM 200:2008 International vocabulary of metrology - Basic and general concepts and associated terms (VIM),“ BIPM, Paris, 2008.
- [3] European Accreditation, „EA-4/02 M: 2013 Evaluation of the Uncertainty of Measurement in Calibration,“ 2013.
- [4] Deutsches Institut für Normung e.V., DIN EN ISO/IEC 17025:2018 Allgemeine Anforderungen an die Kompetenz von Prüf- und Kalibrierlaboratorien, Berlin: Beuth Verlag, 2018.
- [5] Joint Committee for Guides in Metrology, „JCGM 102:2011: Evaluation of measurement data - Supplement 2 to the Guide to the expression of uncertainty in measurement - Models with any number of output quantities,“ BIPM, Paris, 2011.
- [6] Joint Committee for Guides in Metrology, „JCGM 101:2008 Evaluation of measurement data - Supplement 1 to the Guide to the expression of uncertainty in measurement - Propagation of distributions using a Monte Carlo method,“ BIPM, Paris, 2008.
- [7] Deutsches Institut für Normung e.V., „DIN EN ISO 9001:2015 Qualitätsmanagementsysteme - Anforderungen,“ Beuth Verlag, Berlin, 2015.
- [8] „Gesetz über Einheiten im Messwesen und die Zeitbestimmung,“ [http://www.gesetze-im-internet.de/me\\_einHg/EinhZeitG.pdf](http://www.gesetze-im-internet.de/me_einHg/EinhZeitG.pdf), 2016.
- [9] „Einheitenverordnung,“ <http://www.gesetze-im-internet.de/einhv/EinhV.pdf>, 2009.

## 6.2 Index

<b>A</b>		properties	19
Abbreviation		DKD	→ Deutscher Kalibrierdienst
DAkKS	6	Documentation	11
n/a	7		
Abbreviations	15	<b>E</b>	
Analysis of the measurement uncertainty	18, 23	EA-4/02 M	
Approval	22	2013	
Approved by	13, 14	Appendix B, B2	7
Authors	3	Effective degrees of freedom	6, 24
Auxiliary means	16, 23	Example	12
		<b>F</b>	
<b>B</b>		Focal points	11
Basics	11	Formal	14, 22
Best measurement uncertainty	11, 26	Formula symbol	
definition	7	$c_i$	6
Budget	24	$u$	7
		$U$	8
<b>C</b>		$w$	8
Calculation		$W$	8
Validation	25	Formula symbols	6, 15
Check list	14	<b>G</b>	
$c_i$		GUM Framework	12
formula symbol	6	<b>I</b>	
Conditional equation	20	Imprint	26
Conversion factors	19	Influence of the measurement uncertainty	7
Copyright	3	Influence quantities	
Correlations	20, 24	assumptions	19
Coverage factor	7	Influence quantity	6
Creative Commons	3	Influence quantity, relevant	18
Criteria		Issued by	13, 22
CMC	9	<b>L</b>	
real measurement	10	Limit values	16, 23
Criterion	12	Linearization	17
<b>D</b>		<b>M</b>	
DAkKS	6	MCS	7
Definition		Measurand	15, 22
Best measurement uncertainty	7	definition	15
Degree of fulfilment	13	designation	14
Degrees of freedom	21	Measurement conditions	
effective	6, 24	monitoring	17
Derivation, partial	18	Measurement uncertainty	
Designation		smallest	7
document	13	smallest	11
measurand	22	stated	11
Designation		Measurement uncertainty budget	
measurand	14		
Designations	14		
Deutsche Akkreditierungsstelle	6		
Deutscher Kalibrierdienst	3		
Device under test			

result	6	<b>S</b>	
Measurement uncertainty contribution	7	Sample	12
Measuring arrangement		Secondary measuring equipment	17
representation	17	Sensitivity coefficient	
Measuring equipment	16, 23	Formula symbol	6
Measuring equipment secondary	17	Sensitivity coefficients	18, 23
Measuring process	15, 23	SI 15, 20	
criterion	15	Software	25
requirements	16	validation	17
Methods of determination	11	Standard uncertainty	7
Model	17, 23	Standards	
Model equation	17	Basics	12
Monte Carlo Simulation	12	Stated uncertainty	11
Must	12	Sub models	18
		Symbols	6
<b>N</b>			
n/a	7	<b>T</b>	
Name of the document	13, 14, 22	Table of contents	4
		Tabular form	20
<b>O</b>		Traceability	
Objectives	11	representation	16
Output quantity	6		
		<b>U</b>	
<b>P</b>		Unambiguity	18
<i>PDF.</i>		Uncertainty budget	7, 20
Abbreviation	7	Uncertainty contribution	7
Probability density function	7, 19	Units	20
Process equation	16, 17		
Published by	3	<b>V</b>	
		Validation	8
<b>Q</b>		definition	12
Quantity equations	21	proof	12
		software	17
<b>R</b>		Validity	12
Recordings		Version	13
readings	25	Version	14
Release date	13, 14, 22	Version number	22
Result			
representation of	21	<b>W</b>	
Results		<i>w</i>	
completeness	25	Formula symbol	8
		<i>W</i>	
		Formula symbol	8
		Working instructions	12



Published by:

**Physikalisch-Technische Bundesanstalt**

Deutscher Kalibrierdienst

Bundesallee 100

38116 Braunschweig

[www.dkd.eu](http://www.dkd.eu)

[www.ptb.de](http://www.ptb.de)